

KENNETH SCHMITT
Town Supervisor

TOWN OF CARMEL
TOWN HALL

ANN SPOFFORD
Town Clerk

SUZANNE MC DONOUGH
Town Councilwoman
Deputy Supervisor

60 McAlpin Avenue
Mahopac, New York 10541
Tel. (845) 628-1500 • Fax (845) 628-6836
www.carmelny.org

KATHLEEN KRAUS
Receiver of Taxes

MICHAEL A. BARILE
Town Councilman
JOHN D. LUPINACCI
Town Councilman
JONATHAN SCHNEIDER
Town Councilman

MICHAEL SIMONE
Superintendent of Highways
Tel. (845) 628-7474

TOWN BOARD WORK SESSION
Wednesday, November 14, 2018 7:00pm
DRAFT SUBJECT TO CHANGE
PLEASE CHECK AGENDA AT 4:30PM ON DAY OF MEETING

Pledge of Allegiance – Moment of Silence

6:00pm Executive Session:

1. Joseph Charbonneau, Esq. Special Legal Counsel – Litigation Update
2. Richard Franzetti, PE, Town Engineer – Budget F/Y 2019 Personnel
3. Glenn Droese, Town Assessor – Certiorari Litigation Updates

Town Board Work Session:

- Review of Town Board Minutes October 24, 2018
1. Michael Carnazza, Building and Codes Enforcer – Consider Request to Refund Permit Fee TM# 76.8-1-1
 2. James Gilchrist, Director of Recreation & Parks – Consider Request to Authorize Purchase and Installation of Motor – Town Recreation Truck – P59
 3. Mary Ann Maxwell, Town Comptroller – Consider Budget Revisions – September/October 2018
 4. Mary Ann Maxwell, Town Comptroller – Consider Request to Amend and Adopt User Fee Schedule
 5. Mary Ann Maxwell, Town Comptroller – Consider Request to Accept Proposal for Renewal of Agreement with Capital Markets Advisors, LLC
 6. Richard Franzetti, PE, Town Engineer – Consider Request to Purchase and Replace UV Disinfection Bulbs at Microfiltration Plants - CSD#s 2, 4 and 7
 7. Richard Franzetti, PE, Town Engineer – Consider Request to Authorize Change Order #2 for Contract #C246 – CWD#2 (no charge)
 8. Richard Franzetti, PE, Town Engineer – Consider Request to Authorize Purchase and Replace Air Compressor CWD#8
 9. Richard Franzetti, PE, Town Engineer – Consider Request to Accept Proposal for As-Built Survey – Long Pond Road Improvement District
 10. Richard Franzetti, PE, Town Engineer – Consider Request to Authorize Payment for Intake Line – Zebra Mussel Inspection – CWD#s 1, 8, 10 and 13
 11. Consider Request to Add Part-Time Service to Full-Time Status – Michael Martin
 12. Consider Request to Add Part-Time Service to Full-Time Status – Christopher Paleo

- **Public Comment (Three (3) Minutes on Agenda Items Only)**
- **Town Board Member Comments**

Open Forum:

- **Public Comments on New Town Related Business (Three (3) Minutes Maximum Speaker for Town Residents, Property Owners & Business Owners Only)**
- **Town Board Member Comments**
- **Adjournment**

Michael G Carnazza
Director Of Code Enforcement

Kenneth Schmitt
Supervisor



60 McAlpin Ave.
Mahopac, N.Y. 10541

To: Supervisor Kenneth Schmitt
Town Board

From: Michael Carnazza, Building Inspector

Date: October 31, 2018

Re: Return permit fee for duplicate gas hook-up Reing, 125 McLaughlin Dr.,
Mahopac Tm# 76.8-1-1

Please be advised that a building permit fee was charged to Reing for permit 18-0922 to install a generator, install gas, and certificate of compliance (\$258.66). One month later, the owner applied for and was issued permit 18-1072 to install gas to generator (\$50.00).

I request that the Town Board return the fee of \$50.00 (duplicate gas connection fee) to:

Scott Reing
125 McLaughlin Dr.
Mahopac, N.Y. 10541

Thank you,



TOWN OF CARMEL RECREATION & PARKS DEPARTMENT
SYCAMORE PARK, 790 LONG POND ROAD
MAHOPAC, NEW YORK 10541

JAMES R. GILCHRIST, CPRP, DIRECTOR

TELEPHONE: (845) 628-7888 FAX: (845) 628-2820

EMAIL: carmelrecreation@ci.carmel.ny.us

WEB: <http://www.carmelny.org>

DATE: November 1, 2018

TO: Carmel Town Board
Carmel Town Hall

FROM: James R. Gilchrist, CPRP
Director, Recreation and Parks

SUBJECT: Engine Replacement Request for Parks Work Truck P-59

Due to engine failure, the town mechanic has recommended replacing the engine in the parks work truck P-59. The cost of the new engine will be \$10,735 plus \$5,050 (core/skid) and \$2,793 labor. The new engine will be installed by Wally's Super Service Inc. When the core (old engine) is returned to the manufacturer, Jasper Engines and Transmissions, the \$5050 will be credited back to us. Therefore, the total cost of materials and labor will be \$13,528.

I have contacted the Comptroller and we will make all necessary transfers to cover this expense.

Please add this to the November 14th Town Board Work Session agenda and contact me with any questions.

/ns

Attachments

Gilchrist, Jim

From: Stofko,Craig
Sent: Thursday, October 25, 2018 12:33 PM
To: Schmitt, Kenneth
Cc: Gilchrist, Jim; Stofko,Craig
Subject: Invoice for Engine P59
Attachments: Parks & Rec truck P59 Engine Invoice.pdf

it was nice of them to not let me know of all the other core charges , anyway once cores are returned that money will be credited back , Wally is starting job next week and I have engine and misc parts here at our shop till job is started

Text or Call Cell 845.656.1379

Craig Stofko (Fleet Technician)

STRAIGHT BILL OF LADING / INVOICE - ORIGINAL - NOT NEGOTIABLE

SHIPPED VIA

JET TRANSIT

CARRIER'S NO.

DATE

10/25/2018

LADING NO.

21-1761158



RECEIVED, subject to the classifications and lawfully filed tariffs in effect on the date of the issue of this Bill of Lading, the property described below in apparent good order, except as noted (contents and condition of packages unknown), marked, cosigned, and destined as indicated below which said carrier (the word carrier being understood throughout the contract as meaning any person or corporation in possession of the property under the contract) agrees to carry to its usual place of delivery at said destination. If on its route, otherwise to deliver to another carrier on the route to said destination. It is mutually agreed to as each carrier of all or any of, said property over all or any portion of said route to destination as to each party at any time interested in all or any said property, that every service to be performed hereunder shall be subject to all the terms and conditions of the Uniform Domestic Straight Bill of Lading set forth (1) in Uniform Freight Classification in effect on the date hereof, if this is in a rail or rail-water shipment, or (2) in the applicable motor carrier classification or tariff if this is a motor carrier shipment.

Shipper hereby certifies that he is familiar with all the terms and conditions of the said bill of lading, set forth in the classification or tariff which governs the transportation of this shipment, and the said terms and conditions are hereby agreed to by the shipper and accepted for himself and his assigns.

FROM:

SHIPPER

JASPER ENGINE & TRANSMISSIONS
3D BORINSKI ROAD
LINCOLN PARK NJ 07035

TO:

CONSIGNEE

142279 ***TOWN OF CARMEL POLIC

TOWN OF CARMEL HIGHWAY DEPT
5055 MCALPIN AVE
MAHOPAC NY 10541

**CORES MUST BE
DRAINED FOR CREDIT**

(ORIGIN)

TERMS:

NET 30 DAYS FROM INVOICE DATE

ROUTE:

1245 RSS

VEHICLE

NUMBER 2341-13

NO. PKGS	KIND OF PACKAGE, DESCRIPTION OF ARTICLES, SPECIAL MARKS AND EXCEPTIONS	PRICE	WEIGHT IN POUNDS	LIST PRICE	CHARGES CARRIER USE ONLY
1	STK# 1154711 PROD# 365186 IH 6.4 F SERIES-COMP CORE SKID CORE POLICY: HASSLE FREE	7,645.00 2,500.00 250.00	973		
1	STK# 3050129 PROD# 416994 INTER 6.4 FUEL INJECTOR CORE SKID	255.00 250.00			
1	STK# 3050156 PROD# 360000 HIGH PRESSURE PUMP 6.4 CORE SKID	1,050.00 300.00			
1	STK# 3050129 PROD# 416995 INTER 6.4 FUEL INJECTOR CORE SKID	255.00 250.00			
1	STK# 3050129 PROD# 416996 INTER 6.4 FUEL INJECTOR CORE SKID	255.00 250.00			
1	STK# 3050129 PROD# 416997 INTER 6.4 FUEL INJECTOR CORE SKID	255.00 250.00			
1	STK# 3050129 PROD# 416998 INTER 6.4 FUEL INJECTOR CORE SKID	255.00 250.00			
1	STK# 3050129 PROD# 416999 INTER 6.4 FUEL INJECTOR CORE SKID	255.00 250.00			

ALL CORES MUST BE DRAINED AND SECURED TO SKID. ADDITIONAL CHARGES APPLY FOR DAMAGED CYLINDER HEADS, OR MISSING MISSING/DAMAGED SKID STRAPS WILL BE CHARGED AT \$10 EACH.
OPEN 700 CLOSE 1530 Engine, new, rvnx \$5/lb. Item#120800-04 Class 85

PO NUMBER:P59

SEAN (845) 628-7474

Ship ToPhone #:

() -

Bill To Acct Fax #:

TERMS: Net 30 Days from Invoice Date. PAST DUE BALANCES are subject to a FINANCE CHARGE of 1-1/2% per month periodic rate, which is an annual percentage rate of 18%. There will be a \$20 service charge for all returned checks.

COD Amt.\$ 0.00

C.O.D. Fee:

☐ PREPAID☐ COLLECT \$

* If the shipment moves between two ports by a carrier by water, the law requires that the bill of lading shall state whether it is "carrier's or shipper's weight."

NOTE: where the rate is dependent on value, shippers are required to state specifically in writing the agreed or declared value of the property.

The agreed or declared value of the property is hereby specifically stated by the shipper to be not exceeding \$ per

Subject to Section 7 of conditions. If this shipment is to be delivered to the consignee without recourse on the consignor, the consignor shall sign the following statement:
The carrier shall not make delivery of this shipment without payment of freight and all other lawful charges.

TOTAL CHARGES:\$
Freight charges are PREPAID unless marked collect.

Check box if charges are Collect ☐

"This is to certify that the above named materials are properly classified, described, packaged, marked, and labeled, and are in proper condition for transportation, according to the applicable regulations of the Department of Transportation"

JASPER ENGINE & TRANSMISSION EXCHANGE, INC 1-800-827-7455

3D BORINSKI ROAD, LINCOLN PARK NJ 07035

Permanent post office address of shipper

Shipper, Per

Agent, Per

STRAIGHT BILL OF LADING / INVOICE - ORIGINAL - NOT NEGOTIABLE

LADING NO.

SHIPPED VIA

CARRIER'S NO.

DATE

21-1761158

JET TRANSIT

10/25/2018



RECEIVED, subject to the classifications and lawfully filed tariffs in effect on the date of the issue of this Bill of Lading, the property described below in apparent good order, except as noted (contents and condition of packages unknown), marked, cosigned, and destined as indicated below which said carrier (the word carrier being understood throughout the contract as meaning any person or corporation in possession of the property under the contract) agrees to carry to its usual place of delivery at said destination, if on its route, otherwise to deliver to another carrier on the route to said destination. It is mutually agreed to as each carrier of all or any of, said property over all or any portion of said route to destination as to each party at any time interested in all or any said property, that every service to be performed hereunder shall be subject to all the terms and conditions of the Uniform Domestic Straight Bill of Lading set forth (1) in Uniform Freight Classification in effect on the date hereof, if this is in a rail or rail-water shipment, or (2) in the applicable motor carrier classification or tariff if this is a motor carrier shipment.

Shipper hereby certifies that he is familiar with all the terms and conditions of the said bill of lading, set forth in the classification or tariff which governs the transportation of this shipment, and the said terms and conditions are hereby agreed to by the shipper and accepted for himself and his assigns.

FROM:

SHIPPER

JASPER ENGINE & TRANSMISSIONS
3D BORINSKI ROAD
LINCOLN PARK NJ 07035

TO:

CONSIGNEE

142279 ***TOWN OF CARMEL POLIC

TOWN OF CARMEL HIGHWAY DEPT
5055 MCALPIN AVE
MAHOPAC NY 10541

**CORES MUST BE
DRAINED FOR CREDIT**

(ORIGIN)

TERMS: NET 30 DAYS FROM INVOICE DATE		ROUTE: 1245 RSS		VEHICLE NUMBER 2341-13	
NO. PKGS	KIND OF PACKAGE, DESCRIPTION OF ARTICLES, SPECIAL MARKS AND EXCEPTIONS	PRICE	*WEIGHT IN POUNDS	LIST PRICE	CHARGES CARRIER USE ONLY
1	STK# 3050129 PROD# 417000 INTER 6.4 FUEL INJECTOR CORE SKID	255.00 250.00			
1	STK# 3050129 PROD# 417001 INTER 6.4 FUEL INJECTOR CORE SKID YEAR MODEL: 2009 FORD F-350 tervoege Apprvd Parts provided for PO Number : P59	255.00 250.00			
TOTAL INVOICE:		15,785.00			
Invoice Total Includes Core/Skid Balance					
Core/Skid Balance Is Subject To JASPER Core Policy.					
TOTAL WEIGHT:			973		
APP: Ford 2009 F-350 Super Duty 6.4					
YOU MUST GIVE THE BUYER'S WARRANTY & PREMIUM SERVICE PLAN TO YOUR CUSTOMER					
**** NOTICE ****					
PLEASE REFERENCE THE INSTALLATION INSTRUCTIONS ATTACHED TO THE UNIT.					

Signature: _____

Print Full Name: _____

Get Boosted with JASPER Fuel & Air Components

Delivery within
24 Hours
in most locations!

Call 800-827-7455 ext. 97165

ALL CORES MUST BE DRAINED AND SECURED TO SKID. ADDITIONAL CHARGES APPLY FOR DAMAGED CYLINDER HEADS, OR MISSING MISSING/DAMAGED SKID STRAPS WILL BE CHARGED AT \$10 EACH.
OPEN 700 CLOSE 1530 Engine, new, rvnx \$5/lb. Item#120800-04 Class 85

PO NUMBER:P59

SEAN (845) 628-7474

Ship ToPhone #:

() -

Bill To Acct Fax #:

TERMS: Net30 Days from Invoice Date. PAST DUE BALANCES are subject to a FINANCE CHARGE of 1-1/2% per month periodic rate, which is an annual percentage rate of 18%. There will be a \$30 service charge for all returned checks

COD Amt.\$ 0.00

C.O.D. Fee:

☐ PREPAID
☐ COLLECT \$

* If the shipment moves between two ports by a carrier by water, the law requires that the bill of lading shall state whether it is "carrier's or shipper's weight."

+Shippers imprint in lieu of stamp: not a part of bill of lading approved by the Interstate Commerce Commission

NOTE: where the rate is dependent on value, shippers are required to state specifically in writing the agreed or declared value of the property.

The agreed or declared value of the property is hereby specifically stated by the shipper to be not exceeding \$ _____ per _____

Subject to Section 7 of conditions, if this shipment is to be delivered to the consignee without recourse on the consignor, the consignor shall sign the following statement:
The carrier shall not make delivery of this shipment without payment of freight and all other lawful charges.

TOTAL CHARGES:\$
Freight charges are PREPAID unless marked collect.

Check box if charges are Collect ☐

"This is to certify that the above named materials are properly classified, described, packaged, marked, and labeled, and are in proper condition for transportation, according to the applicable regulations of the Department of Transportation"

JASPER ENGINE & TRANSMISSION EXCHANGE, INC 1-800-827-7455

3D BORINSKI ROAD, LINCOLN PARK NJ 07035

Shipper, Per

Agent, Per

Permanent post office address of shipper

Gilchrist, Jim

From: Schmitt, Kenneth
Sent: Tuesday, October 23, 2018 2:07 PM
To: Gilchrist, Jim; Maxwell, Mary Ann; Kallmeyer, Nina
Subject: RE: Price Quotes for Dump truck P-59 for Engine replacement

Yes Jim that's correct total cost new engine and Wally labor \$ 13,528 so it's important that the old engine (core) is sent back to Jasper to get the core credit.

Kenneth Schmitt,

Town of Carmel Supervisor
60 McAlpin Avenue
Carmel, NY 10541
phone 845.628-1500
fax 845.628.6837

From: Gilchrist, Jim
Sent: Tuesday, October 23, 2018 2:03 PM
To: Schmitt, Kenneth; Maxwell, Mary Ann; Kallmeyer, Nina
Subject: RE: Price Quotes for Dump truck P-59 for Engine replacement

Thanks Kenny.

To make sure I am reading the quote correctly, is the material cost \$10,735 (minus core/skid) and labor \$2,793 – total cost \$13,528?

From: Schmitt, Kenneth
Sent: Tuesday, October 23, 2018 1:55 PM
To: Maxwell, Mary Ann; Gilchrist, Jim; Kallmeyer, Nina
Subject: FW: Price Quotes for Dump truck P-59 for Engine replacement

Jim and Mary Ann,

Please see the attached quotes for the engine and swap out cost from Wally's Service repairs. Keep in mind the core (old engine) cost in Jaspers quote will come off once we ship the core back to Jaspers and they receive it.

Jim please have this item placed on the November 14th Town Board WS agenda. As always coordinate this with Anne.

Thanks,
Kenny

Kenneth Schmitt,

Town of Carmel Supervisor
60 McAlpin Avenue
Carmel, NY 10541
phone 845.628-1500
fax 845.628.6837

From: Stofko, Craig
Sent: Tuesday, October 23, 2018 12:46 PM

WALLYS SUPER SERVICE INC
NYS # 7065075
177 SEE AVE.
MAHOPAC, N.Y. 10541
Phone: 845-621-1819

Estimate Date: 10/23/18

Page 1
11:41

PACKS + REC
PS9

YOU WORK HARD FOR YOUR MONEY-SO DO WE

Quote to: TOWN OF CARMEL
mahopac, NY 10541

Year: 2009
Make: FORD
Model: F-350 SUPER DUTY
License: ag304v

Parts	\$	Labor	\$
		ENGINE	2793.00
		Parts	0.00
		Labor	2793.00
		Sub Total	2793.00
		Labor Tax	234.05
		Total \$	3027.05

REMOVE ENGINE ASSEMBLY-TRANSFER ALL PARTS NEEDED-REINSTALL-ESTIMATE IS FOR
LABOR ON ENGINE TRANSFER ONLY-CUSTOMER IS SUPPLYING ALL PARTS NEEDED-

JASPER

BRANCH: 21 INITIALS: RSS INQUIRY #: 1761158 DATE: 09/13/18
 PHONE: 845 628 7474 CUSTOMER #: 142279
 NAME: TOWN OF CARMEL POLICE DEPT CONTACT: CRAIG
 ADDR1: 55 MCALPIN AVE
 ADDR2:
 CITY: MAHOPAC ST: NY ZIP: 105412344 PRICE CODE: 1
 TERMS: CALL ACCOUNTING ROUTE: 1245 TAX #: A-158985 BILL: I
 INQUIRY: DIESEL
 AUTO PER EPC //

CD	QTY	STOCK#	SERIAL	DESCRIPTION	WEIGHT	PRICE	CORE	SKID
2	1	115471	1000000	IH 6.4 F SER	973	7645.00	2500.00	250.00
13	8	305012	9000000	FUEL INJECTO	0	255.00	250.00	0.00
13	1	305015	6000000	HIGH PRESSUR	0	1050.00	300.00	0.00

MERCHANDISE	CORES	SKIDS	TAX	TOTAL
10735.00	4800.00	250.00	0.00	15785.00

CUSTOMER EXPECTS UNIT ON:
 WHERE IS UNIT? IN STOCK B ON JET TRUCK SHIPPED FROM: NEW JERSEY
 ORDERED BY: PO#: DELIVER VIA: JET TRANSIT

SHIP TO NAME: TOWN OF CARMEL HIGHWAY DEPT
 ADDR1: 5055 MCALPIN AVE
 ADDR2:
 CITY/ST/ZIP: MAHOPAC NY 10541

COMMENT:8456281471

Ford 2009 F-350 Super Duty 6.4
 VIN#: 1FDWF37R49EB092
 SERIAL NO:
 PRINTDATE: PRINTTIME: 0
 ♀

*CORE Charge will be credited
 on engine block returns*

PARKS + Rec

PS9. Dump Truck

TOWN OF CARMEL
BUDGET REVISIONS SEPTEMBER - OCTOBER 2018 - #2018/05

BUDGET REVISION NUMBER	ACCOUNT	ACCOUNT TITLE & TRANSFER DESCRIPTION	INCREASE USES & SOURCES OF FUNDS	DECREASE USES & SOURCES OF FUNDS
GENERAL FUND				
1	100.3120.0012	POLICE OVERTIME EXPENSE	61,019.87	
	100.1989.2680	INSURANCE RECOVERY - PAYROLL	*	61,019.87
		- PROVIDE FOR POLICE OVERTIME EXPENSE FROM 207C REVENUE RECEIVED		
2	100.3120.0019	POLICE COMPENSATED ABSENCES	43,532.00	
	100.1989.9877	FUND BALANCE FOR COMPENSATED ABSENCES	*	43,532.00
		- PROVIDE FOR PAYOUT OF ACCRUED AND DONATED TIME PER AUTHORIZING RESOLUTION		
3	100.3120.0029	POLICE SPECIAL EQUIPMENT - SEIZED ASSETS	500.00	
	100.1989.1522	POLICE SPECIAL REVENUE - SEIZED ASSETS	*	500.00
		- PROVIDE FOR POLICE EQUIPMENT FROM SEIZED ASSETS		
4	100.7310.0045	YOUTH SELF SUSTAIN PROGRAM	15,000.00	
	100.1989.2050	PARK SELF SUSTAINING FEES	*	15,000.00
		- PROVIDE FOR YOUTH SELF SUSTAINING PROGRAMS		
5	100.1110.0011	JUSTICE COURT STAFF PERSONNEL	1,250.00	
	100.1220.0011	SUPERVISOR STAFF PERSONNEL	2,715.00	
	100.1355.0011	ASSESSOR STAFF PERSONNEL	8,277.00	
	100.1110.0019	JUSTICE COURT OTHER		1,250.00
	100.1220.0080	SUPERVISOR EMPLOYEE BENEFITS		2,715.00
	100.1010.0016	TOWN BOARD RESERVE COMPENSATION		8,277.00
		- TRANSFER FOR SALARY ADJUSTMENTS PER AUTHORIZING RESOLUTIONS		
6	100.1330.0012	TAX RECEIVER STAFF OVERTIME	500.00	
	100.1330.0013	TAX RECEIVER TEMPORARY STAFF		500.00
		- TRANSFER FOR STAFF OVERTIME EXPENSE		
7	100.1420.0046	BOND LEGAL SERVICES	1,500.00	
	100.1420.0047	CERTIORARI LEGAL SERVICES	8,500.00	
	100.1420.0049	LEGAL MISC EXPENSE	5,000.00	
	100.1420.0041	LITIGATION LEGAL SERVICES		15,000.00
		- TRANSFER FOR LEGAL SERVICES		
8	100.1460.0045	RECORDS STORAGE EXPENSE	1,000.00	
	100.1620.0040	BUILDING CONTRACTUAL EXPENSES	8,000.00	
	100.1670.0045	CENTRAL ADVERTISING EXPENSE	2,000.00	
	100.1410.0086	RETIREEES HEALTH INSURANCE		1,000.00
	100.1620.0048	BUILDING CLEANING SERVICES		8,000.00
	100.1670.0040	CENTRAL PRINTING EXPENSE		2,000.00
		- TRANSFER FOR MISC EXPENSES IN THE GENERAL FUND		
9	100.1950.0040	TAXES AND ASSESSMENTS	21,731.00	
	100.1990.0040	CONTINGENT ACCOUNT		21,731.00
		- TRANSFER FOR TAXES ON TOWN PROPERTY		
10	100.3120.0018	POLICE NIGHT DIFFERENTIAL	5,000.00	
	100.3123.0012	COMMUNITY POLICE OVERTIME	5,000.00	
	100.3120.0013	POLICE TEMPORARY STAFF		10,000.00
		- TRANSFER FOR POLICE NIGHT DIFFERENTIAL AND COMMUNITY OVERTIME		
11	100.3120.0041	POLICE MOTOR VEHICLE FUEL	15,000.00	
	100.3120.0043	POLICE INSURANCE COVERAGE		15,000.00
		- TRANSFER FOR MOTOR VEHICLE FUEL		
12	100.3310.0020	SIGNS EQUIPMENT EXPENSE	3,000.00	
	100.3310.0040	SIGNS CONTRACTUAL EXPENSE		3,000.00
		- TRANSFER FOR SIGN CONTROL EQUIPMENT		
13	100.5010.0012	HIGHWAY ADMIN STAFF OVERTIME	1,200.00	
	100.5010.0011	HIGHWAY ADMIN STAFF		1,200.00
		- TRANSFER FOR STAFF OVERTIME EXPENSE		
14	100.5132.0044	HIGHWAY GARAGE PROPERTY LEASE	600.00	
	100.5132.0040	HIGHWAY GARAGE CONTRACTUAL EXP		600.00
		- TRANSFER FOR HIGHWAY PROPERTY LEASE		

TOWN OF CARMEL
BUDGET REVISIONS SEPTEMBER - OCTOBER 2018 - #2018/05

BUDGET REVISION NUMBER	ACCOUNT	ACCOUNT TITLE & TRANSFER DESCRIPTION	INCREASE USES & SOURCES OF FUNDS	DECREASE USES & SOURCES OF FUNDS
15	100.7020.0012	RECREATION ADMIN STAFF OVERTIME	4,000.00	
	100.7020.0013	RECREATION ADMIN TEMPORARY STAFF	4,000.00	
	100.7110.0013	PARK MAINTENANCE TEMPORARY STAFF	6,000.00	
	100.7020.0086	RETIREE HEALTH INSURANCE	7,000.00	
	100.7110.0080	PARK EMPLOYEE BENEFITS		14,000.00
	100.7020.0080	RECREATION ADMIN EMPLOYEE BENEFITS		7,000.00
		- TRANSFER FOR MISC RECREATION STAFF EXPENSES		
16	100.7110.0040	PARK CONTRACTUAL EXPENSES	16,500.00	
	100.7020.0011	RECREATION ADMIN STAFF		8,000.00
	100.7020.0080	RECREATION ADMIN EMPLOYEE BENEFITS		8,500.00
		- TRANSFER FOR REPAIR OF RECREATION DUMP TRUCK		
17	100.8090.0013	RECYCLING TEMPORARY STAFF	5,000.00	
	100.8090.0084	HEALTH INSURANCE	9,300.00	
	100.8090.0011	RECYCLING STAFF		14,300.00
		- TRANSFER FOR RECYCLING TEMPORARY STAFF AND HEALTH INSURANCE		
18	100.9902.0099	TRANSFER TO HIGHWAY FUND	16,000.00	
	100.5010.0011	HIGHWAY ADMIN STAFF		16,000.00
		- TRANSFER TO HIGHWAY FUND FOR STAFF SALARY EXP		
HIGHWAY FUND				
19	500.5140.0011	WEEDS & BRUSH STAFF EXP	14,600.00	
	500.5140.0082	WEEDS & BRUSH FICA/MED EXP	1,400.00	
	500.5010.5031	TRANSFER FROM GENERAL FUND	*	16,000.00
		- PROVIDE FOR HIGHWAY STAFF SALARY EXP FROM GENERAL FUND TRANSFER		
20	500.5148.0040	SERVICE FOR OTHER GOVERNMENTS	6,077.00	
	500.5010.2681	INSURANCE RECOVERY - ASSETS	*	6,077.00
		- PROVIDE FOR GUARDRAIL PURCHASE AND INSTALLATION FROM INSURANCE CLAIM		
21	500.5110.0012	GENERAL REPAIR LABOR OVERTIME	2,000.00	
	500.5110.0040	GENERAL REPAIR CONTRACTUAL EXPENSES	20,000.00	
	500.5110.0086	RETIREE'S HEALTH INSURANCE		2,000.00
	500.5110.0041	GENERAL REPAIR GAS AND FUEL		20,000.00
		- TRANSFER FOR GENERAL REPAIR LABOR OVERTIME AND CONTRACTUAL EXPENSES		
22	500.5130.0040	MACHINERY REPAIR EXPENSES	40,000.00	
	500.5142.0046	CONTRACTUAL SWEEPING		40,000.00
		- TRANSFER FOR MACHINERY REPAIR EXPENSES		
CARMEL FIRE PROTECTION DISTRICT #2				
23	302.3410.0099	WORKERS COMP INSURANCE	5,000.00	
	302.3410.0049	SERVICES OTHER DEPTARTMENTS/GOVERNMENTS		5,000.00
		- TRANSFER FOR WORKERS COMP INSURANCE		
LAKE SECOR PARK DISTRICT				
24	404.7140.0013	TEMPORARY LABOR	2,000.00	
	404.7140.0046	CONTRACTUAL RENTALS	150.00	
	404.7140.0082	SOCIAL SECURITY	150.00	
	404.7140.0020	EQUIPMENT		1,000.00
	404.7140.0083	WORKERS COMPENSATION		100.00
	404.7140.0099	REPAIR RESERVE		1,200.00
		- TRANSFER FOR LAKE SECOR EXPENSES		

TOWN OF CARMEL
BUDGET REVISIONS SEPTEMBER - OCTOBER 2018 - #2018/05

BUDGET REVISION NUMBER	ACCOUNT	ACCOUNT TITLE & TRANSFER DESCRIPTION	INCREASE USES & SOURCES OF FUNDS	DECREASE USES & SOURCES OF FUNDS
CARMEL WATER DISTRICTS				
25	608.8310.0020	EQUIPMENT	10,000.00	
	608.8310.0099	REPAIR RESERVE		10,000.00
	610.8310.0020	EQUIPMENT	4,200.00	
	610.8310.0040	CONTRACTUAL EXPENSES	4,300.00	
	610.8310.0047	EMERGENCY REPAIRS	1,500.00	
	610.8310.9909	APPROPRIATED FUND BALANCE	* 10,000.00	
	613.8310.0020	EQUIPMENT	2,500.00	
	613.8310.0099	REPAIR RESERVE		2,500.00
		- PROVIDE AND TRANSFER FOR THE PURCHASE AND INSTALLATION OF AN AIR COMPRESSOR		
CARMEL WATER DISTRICT #2				
26	602.8310.0047	EMERGENCY REPAIRS	25,000.00	
	602.8310.0041	CHEMICALS		22,000.00
	602.8310.0099	REPAIR RESERVE		3,000.00
		- TRANSFER FOR EMERGENCY REPAIRS		
CARMEL WATER DISTRICT #10				
27	610.8310.0020	EQUIPMENT	1,000.00	
	610.8310.0040	CONTRACTUAL EXPENSES	3,000.00	
	610.8310.0047	EMERGENCY REPAIRS	14,000.00	
	610.8310.0049	SERVICES OTHER DEPARTMENTS/GOVERNMENTS		2,000.00
	610.8310.0090	CONTINGENCY		8,000.00
	610.8310.0099	REPAIR RESERVE		8,000.00
		- TRANSFER FOR MISC REPAIRS AND EQUIPMENT		
CARMEL WATER DISTRICT #12				
28	612.8310.0047	EMERGENCY REPAIRS	14,000.00	
	612.8310.0020	EQUIPMENT		5,000.00
	612.8310.0040	CONTRACTUAL EXPENSES		2,500.00
	612.8310.0041	CHEMICALS		2,500.00
	612.8310.0046	PURCHASE OF WATER		1,500.00
	612.8310.0099	REPAIR RESERVE		2,500.00
		- TRANSFER FOR EMERGENCY REPAIRS		
CARMEL SEWER DISTRICT #1				
29	701.8130.0042	UTILITIES EXPENSE	1,000.00	
	701.8130.0040	CONTRACTUAL EXPENSES		1,000.00
		- TRANSFER FOR UTILITIES EXPENSE		
CARMEL MICRO SEWER DISTRICT #2				
30	702.8130.0141	MICRO CHEMICALS	30,000.00	
	702.8130.0099	REPAIR RESERVE		30,000.00
		- TRANSFER FOR MICROFILTRATION CHEMICALS EXPENSE		
CARMEL SEWER DISTRICT #3				
31	703.8130.0040	CONTRACTUAL EXPENSES	1,500.00	
	703.8130.0099	REPAIR RESERVE		1,500.00
		- TRANSFER FOR CONTRACTUAL EXPENSES		

TOWN OF CARMEL
BUDGET REVISIONS SEPTEMBER - OCTOBER 2018 - #2018/05

BUDGET REVISION NUMBER	ACCOUNT	ACCOUNT TITLE & TRANSFER DESCRIPTION	INCREASE USES & SOURCES OF FUNDS	DECREASE USES & SOURCES OF FUNDS
<u>GENERAL DEBT FUND</u>				
32	810.9730.0061	BAN PRINCIPAL - DRAINAGE	50,000.00	
	810.1989.9909	APPROPRIATED FUND BALANCE	*	50,000.00
		- PROVIDE FOR BAN PRINCIPAL PAYMENT		
<u>HIGHWAY DEBT FUND</u>				
33	850.9730.0060	BAN PRINCIPAL - ROADS	42,000.00	
	850.5010.9909	APPROPRIATED FUND BALANCE	*	42,000.00
		- PROVIDE FOR BAN PRINCIPAL PAYMENT		
<u>CARMEL SEWER DISTRICT #7 DEBT FUND</u>				
34	877.9730.0060	BAN PRINCIPAL	3,872.00	
	877.8130.9909	APPROPRIATED FUND BALANCE	*	3,872.00
		- PROVIDE FOR BAN PRINCIPAL PAYMENT		
<u>AIRPORT PARK CAPITAL FUND</u>				
35	910.7140.0045	CONTRACTED IMPROVEMENTS	500,000.00	
	910-7140-5710	PROCEEDS OF BORROWING	*	500,000.00
		- PROVIDE FOR PROJECT CAPITAL IMPROVEMENTS FROM APPROVED BORROWING		
<u>GENERAL FUND TRANSFER TO CAPITAL</u>				
36	100.9950.0099	TRANSFER TO CAPITAL PROJECT FUND	29,151.00	
	100.7999.0040	PARK CAPITAL IMPROVEMENTS		29,151.00
		- TRANSFER TO 915 CAPITAL FUND FOR SYCAMORE PARK IMPROVEMENTS		
37	100.9950.0099	TRANSFER TO CAPITAL PROJECT FUND	45,000.00	
	100.7140.0013	PLAYGROUND & REC TEMPORARY STAFF		25,000.00
	100.7180.0013	BEACH TEMPORARY STAFF		15,000.00
	100.7180.0020	BEACH EQUIPMENT		2,500.00
	100.7180.0022	MAHOPAC LAKEFRONT		2,500.00
		-TRANSFER TO 915 CAPITAL FUND FOR SYCAMORE PARK IMPROVEMENTS		
<u>PARK COMMUNITY CENTER CAPITAL PROJECT</u>				
38	915.7140.0045	SYCAMORE PARK CONTRACTED IMPROVEMENTS	29,151.00	
	915.7140.5031	INTERFUND TRANSFER	*	29,151.00
		- PROVIDE FOR SYCAMORE PARK BASKETBALL AND TENNIS COURT PROJECTS		
39	915.7140.0045	SYCAMORE PARK CONTRACTED IMPROVEMENTS	45,000.00	
	915.7140.5031	INTERFUND TRANSFER	*	45,000.00
		- PROVIDE FOR SYCAMORE PARK BASKETBALL AND TENNIS COURT PROJECTS		
<u>HIGHWAY RESURFACING CAPITAL PROJECT</u>				
40	950.5112.0045	CONTRACTED PAVING SERVICES	300,000.00	
	950.5112.2770	OTHER REVENUES RECEIVED	*	300,000.00
		- PROVIDE FOR PAVING EXPENSE FROM REVENUE RECEIVED		
<u>CARMEL WATER DISTRICT #9 CAPITAL PROJECT</u>				
41	969.8310.0040	CONTRACTUAL EXPENDITURES	5,000.00	
	969.8310.0045	CONTRACTED IMPROVEMENTS	340,000.00	
	969.8310.0048	OTHER PROJECT EXPENSES	4,500.00	
	969.8310.5710	PROCEEDS OF BORROWING	*	349,500.00
		- PROVIDE FOR PROJECT CAPITAL IMPROVEMENTS FROM APPROVED BORROWING		

TOWN OF CARMEL
BUDGET REVISIONS SEPTEMBER-OCTOBER 2018-#2018/05

ACCOUNT #	ACCOUNT DESCRIPTION	ORIGINAL BUDGET	ADJUSTED BUDGET	YTD ACTUAL EXPENDED	YTD UNEXPENDED BALANCE	YTD ENCUMBERED	YTD AVAILABLE BALANCE	BUDGET ADJUSTMENT	NET BUDGET BALANCE	BUDGET REVISION #
GENERAL FUND										
100.1010.0010	TOWN BOARD PERSONAL SERV	84,000.00	84,000.00	71,076.72	12,923.28	0.00	12,923.28		12,923.28	
100.1010.0011	TOWN BOARD STAFF PERS SVC	8,500.00	8,500.00	7,192.24	1,307.76	0.00	1,307.76		1,307.76	
100.1010.0016	TOWN BOARD RESERVE COMPENSATIO	74,120.00	49,812.00	0.00	49,812.00	0.00	49,812.00	(8,277.00)	41,535.00	BR#5
100.1010.0040	TOWN BD CONTRACT EXPENSE	2,000.00	2,000.00	43.92	1,956.08	0.00	1,956.08		1,956.08	
100.1010.0041	TOWN BOARD EXPENSE-S.M.	1,000.00	1,000.00	0.00	1,000.00	0.00	1,000.00		1,000.00	
100.1010.0042	TOWN BOARD EXPENSE-J.L.	1,000.00	1,000.00	0.00	1,000.00	0.00	1,000.00		1,000.00	
100.1010.0043	TOWN BOARD EXPENSE-J.S.	1,000.00	1,000.00	0.00	1,000.00	0.00	1,000.00		1,000.00	
100.1010.0044	TOWN BOARD EXPENSE - M.B.	1,000.00	1,000.00	28.00	972.00	0.00	972.00		972.00	
100.1010.0045	TOWN BOARD RECORDING SVCE	20,000.00	20,000.00	13,567.53	6,432.47	4,981.88	1,450.59		1,450.59	
100.1010.0046	BOARD CONSULTING SERVICES	25,000.00	36,525.63	32,281.09	4,244.54	0.00	4,244.54		4,244.54	
100.1010.0080	TN BOARD EMPLOYEE BENEFIT	123,000.00	123,000.00	98,650.99	24,349.01	0.00	24,349.01		24,349.01	
100.1010.0086	RETIRES HEALTH INSURANCE	20,000.00	20,000.00	13,712.45	6,287.55	0.00	6,287.55		6,287.55	
100.1110.0010	JUSTICE PERSONAL SERVICES	86,000.00	86,000.00	72,769.40	13,230.60	0.00	13,230.60		13,230.60	
100.1110.0011	JUSTICE STAFF PERS.SERVS	213,985.00	233,846.00	197,816.55	36,029.45	0.00	36,029.45	1,250.00	37,279.45	BR#5
100.1110.0012	JUSTICE COURT OVERTIME	18,000.00	18,000.00	10,184.30	7,815.70	0.00	7,815.70		7,815.70	
100.1110.0014	JUSTICE STAFF LONGEVITY	10,000.00	10,000.00	7,500.00	2,500.00	0.00	2,500.00		2,500.00	
100.1110.0019	JUSTICE COURT OTHER	10,000.00	10,000.00	8,611.35	1,388.65	0.00	1,388.65	(1,250.00)	138.65	BR#5
100.1110.0020	JUSTICE COURT EQUIPMENT	3,000.00	3,000.00	1,168.30	1,831.70	0.00	1,831.70		1,831.70	
100.1110.0040	JUSTICE OFFICE EXPENSE	6,000.00	6,000.00	5,607.52	392.48	0.00	392.48		392.48	
100.1110.0044	JUSTICE RECORDER SERVICES	1,000.00	1,000.00	0.00	1,000.00	0.00	1,000.00		1,000.00	
100.1110.0045	JUSTICE TICKET SERVICE	3,000.00	3,000.00	1,067.94	1,932.06	932.06	1,000.00		1,000.00	
100.1110.0046	JUSTICE INTERPRETING SERV	6,000.00	6,000.00	5,800.00	200.00	200.00	0.00		0.00	
100.1110.0047	JUST. TRAINING EXPENSES	3,000.00	3,000.00	1,232.86	1,767.14	0.00	1,767.14		1,767.14	
100.1110.0080	COURT EMPLOYEE BENEFITS	232,000.00	233,589.00	194,232.02	39,356.98	0.00	39,356.98		39,356.98	
100.1110.0086	RETIRES HEALTH INSURANCE	41,600.00	41,600.00	27,941.32	13,658.68	0.00	13,658.68		13,658.68	
100.1220.0010	SUPERVISOR PERS SERVICE	120,000.00	120,000.00	101,538.36	18,461.64	0.00	18,461.64		18,461.64	
100.1220.0011	SUPERVISOR STAFF PERS SVS	130,543.00	130,543.00	112,630.82	17,912.18	0.00	17,912.18	2,715.00	20,627.18	BR#5
100.1220.0012	SUPERVISOR STAFF OVERTIME	100.00	100.00	0.00	100.00	0.00	100.00		100.00	
100.1220.0013	SUPERVISOR-TEMP STAFF	1,000.00	1,000.00	980.00	20.00	0.00	20.00		20.00	
100.1220.0014	SUPERV. STAFF-LONGEVITY	4,800.00	4,800.00	4,800.00	0.00	0.00	0.00		0.00	
100.1220.0019	SUPERVISOR STAFF OTHER	5,000.00	5,000.00	2,500.00	2,500.00	0.00	2,500.00		2,500.00	
100.1220.0040	SUPERVISOR OFFICE EXPENSE	5,000.00	5,000.00	1,814.55	3,185.45	80.97	3,104.48		3,104.48	
100.1220.0047	SUPERVISOR'S SEMINAR EXP.	1,500.00	1,500.00	200.00	1,300.00	0.00	1,300.00		1,300.00	
100.1220.0080	SUPRVSR EMPLOYEE BENEFIT	135,000.00	135,000.00	106,788.93	28,211.07	0.00	28,211.07	(2,715.00)	25,496.07	BR#5
100.1220.0086	RETIRES HEALTH INSURANCE	20,000.00	20,000.00	13,276.45	6,723.55	0.00	6,723.55		6,723.55	
100.1310.0040	FINANCIAL ADVISOR EXPENSE	2,500.00	2,600.00	2,534.00	66.00	0.00	66.00		66.00	
100.1315.0010	COMPTROLLER PERS SERVICE	117,000.00	117,000.00	99,000.00	18,000.00	0.00	18,000.00		18,000.00	
100.1315.0011	COMPTROLLER STAFF	121,880.00	121,880.00	103,127.64	18,752.36	0.00	18,752.36		18,752.36	
100.1315.0014	COMPTROLLER STF LONGEVITY	6,700.00	6,700.00	6,700.00	0.00	0.00	0.00		0.00	
100.1315.0019	COMPTROLLER OTHER	5,000.00	5,000.00	2,500.00	2,500.00	0.00	2,500.00		2,500.00	
100.1315.0040	COMPTROLLER OFFICE EXP	2,500.00	2,500.00	2,185.76	314.24	22.99	291.25		291.25	
100.1315.0045	COMPTROLLER MAINTENANCE CONTRA	15,000.00	15,000.00	11,742.35	3,257.65	0.00	3,257.65		3,257.65	
100.1315.0047	COMPTROLLER CONFERENCES	1,800.00	1,800.00	1,353.72	446.28	0.00	446.28		446.28	
100.1315.0080	COMPTR EMPLOYEE BENEFITS	110,000.00	110,000.00	89,460.63	20,539.37	0.00	20,539.37		20,539.37	
100.1315.0086	RETIRES HEALTH INSURANCE	49,500.00	49,500.00	31,441.19	18,058.81	0.00	18,058.81		18,058.81	
100.1320.0040	AUDIT-CONTRACTUAL EXPENSE	74,000.00	74,000.00	74,000.00	0.00	0.00	0.00		0.00	
100.1320.0044	AUDIT SPECIAL EXPENSE	5,950.00	5,850.00	1,800.00	4,050.00	0.00	4,050.00		4,050.00	
100.1320.0049	AUDIT CAFR EXPENSES	6,700.00	6,700.00	6,685.00	15.00	0.00	15.00		15.00	
100.1330.0010	TAX RECEIVER PERS SERVICE	85,750.00	85,750.00	72,557.76	13,192.24	0.00	13,192.24		13,192.24	
100.1330.0011	TAX RECEIVER STAFF	103,580.00	106,438.00	89,521.85	16,916.15	0.00	16,916.15		16,916.15	
100.1330.0012	OVERTIME	1,000.00	1,000.00	1,452.40	(452.40)	0.00	(452.40)	500.00	47.60	BR#6
100.1330.0013	TAX RECEIVER TEMP STAFF	2,400.00	2,400.00	778.91	1,621.09	0.00	1,621.09	(500.00)	1,121.09	BR#6
100.1330.0014	TAX RECEIVER-LONGEVITY	2,100.00	2,100.00	2,100.00	0.00	0.00	0.00		0.00	
100.1330.0040	TAX REC OFFICE EXPENSE	3,000.00	3,000.00	1,678.14	1,321.86	0.00	1,321.86		1,321.86	
100.1330.0044	TAX REC. TECHNICAL SERVICE	4,650.00	4,650.00	1,870.00	2,780.00	0.00	2,780.00		2,780.00	

TOWN OF CARMEL
BUDGET REVISIONS SEPTEMBER-OCTOBER 2018-#2018/05

ACCOUNT #	ACCOUNT DESCRIPTION	ORIGINAL BUDGET	ADJUSTED BUDGET	YTD ACTUAL EXPENDED	YTD UNEXPENDED BALANCE	YTD ENCUMBERED	YTD AVAILABLE BALANCE	BUDGET ADJUSTMENT	NET BUDGET BALANCE	BUDGET REVISION #
100.1330.0045	TAX RECEIVER SOFTWARE UPRDE	0.00	27,850.00	27,850.00	0.00	0.00	0.00		0.00	
100.1330.0048	TAX RECEIVER POSTAGE EXP	16,900.00	16,900.00	8,124.42	8,775.58	0.00	8,775.58		8,775.58	
100.1330.0080	TAX RECEIVER EMP BENEFITS	130,000.00	130,000.00	109,596.03	20,403.97	0.00	20,403.97		20,403.97	
100.1330.0086	RETIREE'S HEALTH INSURANCE	17,000.00	17,000.00	10,093.80	6,906.20	0.00	6,906.20		6,906.20	
100.1340.0040	BUDGET CONTRACTUAL EXP	200.00	200.00	0.00	200.00	0.00	200.00		200.00	
100.1340.0080	BUDGET EMPLOYEE BENEFITS	260.00	260.00	0.00	260.00	0.00	260.00		260.00	
100.1355.0010	ASSESSOR PERS SERVICE	100,500.00	100,500.00	85,038.36	15,461.64	0.00	15,461.64		15,461.64	
100.1355.0011	ASSESSOR STAFF	176,270.00	176,270.00	156,005.00	20,265.00	0.00	20,265.00	8,277.00	28,542.00	BR#5
100.1355.0012	ASSESSOR-STAFF OVER TIME	5,000.00	5,000.00	0.00	5,000.00	0.00	5,000.00		5,000.00	
100.1355.0013	ASSESSOR TEMPORARY STAFF	25,000.00	25,000.00	16,508.50	8,491.50	0.00	8,491.50		8,491.50	
100.1355.0014	ASSESSOR STAFF LONGEVITY	6,700.00	6,700.00	6,700.00	0.00	0.00	0.00		0.00	
100.1355.0040	ASSESSOR OFFICE EXPENSE	3,500.00	3,500.00	2,296.69	1,203.31	7.09	1,196.22		1,196.22	
100.1355.0042	ASSESSORS UTILITIES EXP	1,500.00	1,500.00	1,080.27	419.73	0.00	419.73		419.73	
100.1355.0044	ASSESSOR TECHNICAL SERV.	8,700.00	8,700.00	8,197.20	502.80	0.00	502.80		502.80	
100.1355.0045	ASSESSMENT BOARD SERVICES	4,000.00	4,000.00	2,033.43	1,966.57	0.00	1,966.57		1,966.57	
100.1355.0046	ASSESSOR CONSULTING SERVICES	100,000.00	100,000.00	44,257.89	55,742.11	0.00	55,742.11		55,742.11	
100.1355.0047	ASSESSOR TRAINING EXPENSE	3,000.00	3,000.00	175.00	2,825.00	794.19	2,030.81		2,030.81	
100.1355.0080	ASSESSOR EMPLOYEE BENEFIT	175,000.00	175,000.00	111,639.92	63,360.08	0.00	63,360.08		63,360.08	
100.1355.0086	RETIREE'S HEALTH INSURANCE	20,000.00	20,000.00	13,276.45	6,723.55	0.00	6,723.55		6,723.55	
100.1410.0010	TOWN CLERK PERSONAL SERV	91,500.00	91,500.00	77,423.06	14,076.94	0.00	14,076.94		14,076.94	
100.1410.0011	TOWN CLERK STAFF	122,280.00	122,280.00	103,467.32	18,812.68	0.00	18,812.68		18,812.68	
100.1410.0013	TOWN CLERK TEMP STAFF	0.00	3,000.00	2,920.58	79.42	0.00	79.42		79.42	
100.1410.0014	TOWN CLK.STAFF LONGEVITY	2,800.00	2,800.00	2,800.00	0.00	0.00	0.00		0.00	
100.1410.0015	TOWN CLK DEPUTY STIPEND	2,000.00	2,000.00	1,692.24	307.76	0.00	307.76		307.76	
100.1410.0019	TOWN CLERK OTHER COMP	10,000.00	10,000.00	10,000.00	0.00	0.00	0.00		0.00	
100.1410.0040	TOWN CLK CONTRACT EXPENSE	5,000.00	5,000.00	2,908.55	2,091.45	230.15	1,861.30		1,861.30	
100.1410.0045	CLERK SYSTEM MAINTENANCE	1,920.00	1,920.00	1,920.00	0.00	0.00	0.00		0.00	
100.1410.0046	TOWN CODES PUBLICATIONS	3,500.00	3,155.48	995.80	2,159.68	0.00	2,159.68		2,159.68	
100.1410.0080	TN CLERK EMPLOYEE BENEFIT	100,000.00	100,000.00	86,407.62	13,592.38	0.00	13,592.38		13,592.38	
100.1410.0086	RETIREE'S HEALTH INSURANCE	17,000.00	15,800.00	9,776.58	6,023.42	0.00	6,023.42	(1,000.00)	5,023.42	BR#8
100.1420.0040	TOWN LEGAL SERVICES CONT.	95,000.00	95,000.00	87,083.26	7,916.74	0.00	7,916.74		7,916.74	
100.1420.0041	LITIGATION LEGAL SERVICES	30,000.00	30,000.00	891.75	29,108.25	0.00	29,108.25	(15,000.00)	14,108.25	BR#7
100.1420.0042	JUSTICE COURT PROSECUTION	60,000.00	60,000.00	39,339.50	20,660.50	0.00	20,660.50		20,660.50	
100.1420.0043	SPECIAL COUNSEL BOARDS	50,000.00	50,000.00	45,068.05	4,931.95	0.00	4,931.95		4,931.95	
100.1420.0044	LABOR LEGAL SERVICES	75,000.00	112,900.00	101,934.82	10,965.18	0.00	10,965.18		10,965.18	
100.1420.0045	DISTRICT LEGAL SERVICES	40,000.00	40,000.00	36,666.63	3,333.37	0.00	3,333.37		3,333.37	
100.1420.0046	BOND LEGAL SERVICES	2,500.00	2,500.00	3,973.00	(1,473.00)	0.00	(1,473.00)	1,500.00	27.00	BR#7
100.1420.0047	CERTIORARI LEGAL SERVICES	30,000.00	50,000.00	53,480.40	(3,480.40)	0.00	(3,480.40)	8,500.00	5,019.60	BR#7
100.1420.0048	DEFENSE LEGAL SERVICES	40,000.00	40,000.00	16,787.00	23,213.00	1,916.75	21,296.25		21,296.25	
100.1420.0049	LEGAL MISC. EXPENSE	4,500.00	8,500.00	9,751.76	(1,251.76)	1,660.50	(2,912.26)	5,000.00	2,087.74	BR#7
100.1440.0010	ENGINEER PERSONAL SERVICE	117,500.00	117,500.00	99,423.06	18,076.94	0.00	18,076.94		18,076.94	
100.1440.0011	ENGINEER STAFF	149,477.00	149,477.00	126,479.98	22,997.02	0.00	22,997.02		22,997.02	
100.1440.0012	ENGINEER STAFF OVERTIME	1,000.00	1,000.00	267.65	732.35	0.00	732.35		732.35	
100.1440.0013	ENGINEER TEMPORARY STAFF	8,000.00	8,000.00	4,671.76	3,328.24	0.00	3,328.24		3,328.24	
100.1440.0014	ENGINEER STAFF LONGEVITY	7,000.00	7,000.00	4,200.00	2,800.00	0.00	2,800.00		2,800.00	
100.1440.0017	ENGINEER CLOTHING ALLOW.	500.00	500.00	0.00	500.00	0.00	500.00		500.00	
100.1440.0020	EQUIPMENT	5,000.00	5,000.00	925.44	4,074.56	0.00	4,074.56		4,074.56	
100.1440.0040	ENGINEER OFFICE EXPENSES	5,000.00	5,000.00	3,326.71	1,673.29	0.00	1,673.29		1,673.29	
100.1440.0042	ENGINEER UTILITIES EXP	1,000.00	1,000.00	720.18	279.82	0.00	279.82		279.82	
100.1440.0045	ENGINEER EQUIPMENT MAINT	8,500.00	8,500.00	0.00	8,500.00	0.00	8,500.00		8,500.00	
100.1440.0046	ENGINEERING CONSULTANT	120,000.00	120,000.00	100,000.00	20,000.00	10,000.00	10,000.00		10,000.00	
100.1440.0047	ENGINEERING TRAINING EXP.	1,000.00	1,000.00	511.00	489.00	0.00	489.00		489.00	
100.1440.0080	ENGINEER EMPLOYEE BENEFIT	150,000.00	150,000.00	124,451.34	25,548.66	0.00	25,548.66		25,548.66	
100.1440.0086	RETIREE'S HEALTH INSURANCE	25,500.00	25,500.00	19,552.94	5,947.06	0.00	5,947.06		5,947.06	
100.1460.0040	RECORDS MGMT CONTRACT EXP	1,000.00	1,000.00	665.00	335.00	0.00	335.00		335.00	
100.1460.0045	RECORDS STORAGE EXPENSE	3,000.00	4,200.00	4,083.72	116.28	641.25	(524.97)	1,000.00	475.03	BR#8

TOWN OF CARMEL
BUDGET REVISIONS SEPTEMBER-OCTOBER 2018-#2018/05

ACCOUNT #	ACCOUNT DESCRIPTION	ORIGINAL BUDGET	ADJUSTED BUDGET	YTD ACTUAL EXPENDED	YTD UNEXPENDED BALANCE	YTD ENCUMBERED	YTD AVAILABLE BALANCE	BUDGET ADJUSTMENT	NET BUDGET BALANCE	BUDGET REVISION #
100.1460.0048	RECORDS MGMT MISC EXPENSE	1,500.00	1,500.00	1,180.72	319.28	0.00	319.28		319.28	
100.1470.0040	ETHICS BOARD CONTRACT EXP	200.00	200.00	0.00	200.00	0.00	200.00		200.00	
100.1610.0010	CENTRAL SERV-S-PERS SERV	82,025.00	82,025.00	69,405.60	12,619.40	0.00	12,619.40		12,619.40	
100.1610.0011	CENTRAL SERVICE STAFF	100,748.00	100,748.00	85,247.36	15,500.64	0.00	15,500.64		15,500.64	
100.1610.0013	CENTRAL SERV. -TEMP STAFF	5,000.00	6,000.00	3,090.00	2,910.00	0.00	2,910.00		2,910.00	
100.1610.0014	CENTRAL SERV.LONGEVITY	8,100.00	8,100.00	5,300.00	2,800.00	0.00	2,800.00		2,800.00	
100.1610.0040	CENTRAL SERVICE-CONT.EXP.	1,500.00	1,500.00	602.89	897.11	2.22	894.89		894.89	
100.1610.0044	CENTRAL SERVICE PAYROLL	40,000.00	40,000.00	31,411.89	8,588.11	0.00	8,588.11		8,588.11	
100.1610.0045	CENTRAL SVCE ADMIN CONTRT	5,500.00	5,500.00	5,310.00	190.00	0.00	190.00		190.00	
100.1610.0047	CENTRAL SERVICE CONF EXP	350.00	350.00	0.00	350.00	0.00	350.00		350.00	
100.1610.0080	CENT SERVICES EMP BENEFIT	100,000.00	100,000.00	76,154.27	23,845.73	0.00	23,845.73		23,845.73	
100.1610.0086	RETIRES HEALTH INSURANCE	17,000.00	13,000.00	6,665.85	6,334.15	0.00	6,334.15		6,334.15	
100.1620.0011	BLDG STAFF-PERS SERVICES	61,564.00	61,564.00	52,092.26	9,471.74	0.00	9,471.74		9,471.74	
100.1620.0012	BLDG STAFF OVERTIME	2,500.00	6,000.00	4,629.40	1,370.60	0.00	1,370.60		1,370.60	
100.1620.0013	BLDG TEMP.STAFF-UNDIST	5,000.00	5,000.00	0.00	5,000.00	0.00	5,000.00		5,000.00	
100.1620.0014	BLDG STAFF LONGEVITY	2,300.00	2,300.00	2,300.00	0.00	0.00	0.00		0.00	
100.1620.0017	BLDG STAFF CLOTHING ALLOW	500.00	500.00	0.00	500.00	0.00	500.00		500.00	
100.1620.0020	BLDG EQUIPMENT-UNDIST	1,000.00	1,000.00	425.39	574.61	0.00	574.61		574.61	
100.1620.0021	BUILDING MOTOR VEHICLES	8,000.00	8,183.38	3,609.03	4,574.35	2,878.96	1,695.39		1,695.39	
100.1620.0040	BLDG CONTR EXPENSE-UNDIST	35,000.00	35,555.00	33,141.53	2,413.47	2,237.74	175.73	8,000.00	8,175.73	BR#8
100.1620.0041	BUILDINGS HEATING FUEL	18,000.00	18,000.00	11,464.84	6,535.16	0.00	6,535.16		6,535.16	
100.1620.0042	BUILDINGS UTILITIES EXP	60,000.00	60,000.00	48,475.55	11,524.45	0.00	11,524.45		11,524.45	
100.1620.0043	BLDG ALARM/SECURITY SYS	15,000.00	15,000.00	14,210.10	789.90	0.00	789.90		789.90	
100.1620.0044	BLDG MAINTENANCE CONTRACT	8,230.00	9,530.00	8,279.22	1,250.78	722.55	528.23		528.23	
100.1620.0045	BUILDING GROUNDS SPEC.IMPROVEME	25,000.00	30,500.00	13,839.00	16,661.00	0.00	16,661.00		16,661.00	
100.1620.0046	BLDG CLEANING SUPPLIES	8,500.00	8,500.00	7,854.75	645.25	400.00	245.25		245.25	
100.1620.0047	BLDG REFUSE DISPOSAL EXP	2,000.00	2,000.00	1,465.00	535.00	0.00	535.00		535.00	
100.1620.0048	BUILDING CLEANING SVCS	49,468.00	48,168.00	27,018.26	21,149.74	8,967.47	12,182.27	(8,000.00)	4,182.27	BR#8
100.1620.0080	BUILDING EMPLOYEE BENEFIT	43,500.00	40,000.00	32,225.23	7,774.77	0.00	7,774.77		7,774.77	
100.1640.0011	CENTRAL GARAGE STAFF	77,758.00	77,758.00	64,052.80	13,705.20	0.00	13,705.20		13,705.20	
100.1640.0012	CENTRAL GARAGE OVER TIME	300.00	300.00	0.00	300.00	0.00	300.00		300.00	
100.1640.0014	CENTRAL GARAGE LONGEVITY	1,762.00	1,762.00	1,762.00	0.00	0.00	0.00		0.00	
100.1640.0017	CENTRAL GAR UNIFORM ALLOW	600.00	600.00	600.00	0.00	0.00	0.00		0.00	
100.1640.0018	CENTRAL GARAGE TOOL ALLOW	350.00	350.00	0.00	350.00	350.00	0.00		0.00	
100.1640.0020	CENTRAL GARAGE EQUIPMENT	5,000.00	5,000.00	3,178.09	1,821.91	0.00	1,821.91		1,821.91	
100.1640.0040	CENTRAL GARAGE CONTRAT EX	600.00	600.00	19.76	580.24	0.00	580.24		580.24	
100.1640.0049	CENTRAL GARAGE MISC EXP	150.00	150.00	0.00	150.00	0.00	150.00		150.00	
100.1640.0080	EMPLOYEE RETIREMENT	13,500.00	13,500.00	11,375.00	2,125.00	0.00	2,125.00		2,125.00	
100.1640.0082	SOCIAL SECURITY	6,800.00	6,800.00	5,081.57	1,718.43	0.00	1,718.43		1,718.43	
100.1640.0083	WORKMANS COMPENSATION	4,905.00	4,905.00	4,000.00	905.00	0.00	905.00		905.00	
100.1640.0084	HEALTH INSURANCE	28,520.00	28,520.00	25,829.65	2,690.35	0.00	2,690.35		2,690.35	
100.1640.0085	WELFARE FUND	1,050.00	1,050.00	1,050.00	0.00	0.00	0.00		0.00	
100.1670.0040	CENTRAL PRINTING EXPENSE	25,000.00	25,000.00	5,355.14	19,644.86	0.00	19,644.86	(2,000.00)	17,644.86	BR#8
100.1670.0045	CENTRAL ADVERTISING EXP	8,000.00	8,000.00	7,329.79	670.21	739.84	(69.63)	2,000.00	1,930.37	BR#8
100.1670.0049	CENTRAL MAIL EXPENSE	20,000.00	20,000.00	11,886.80	8,113.20	0.00	8,113.20		8,113.20	
100.1680.0020	INFORMATION TECH EQUIP	70,000.00	79,168.00	9,886.96	69,281.04	19,229.50	50,051.54		50,051.54	
100.1680.0021	DATA IMAGING EQUIPMENT	10,000.00	55,000.00	0.00	55,000.00	0.00	55,000.00		55,000.00	
100.1680.0040	INFORMATION TECH CONT EX	12,000.00	12,000.00	9,991.63	2,008.37	0.00	2,008.37		2,008.37	
100.1680.0041	INFORMATION TECH SUPPLIES	8,000.00	8,000.00	3,824.53	4,175.47	694.69	3,480.78		3,480.78	
100.1680.0042	INFORM TECH WEB SITE EXP	12,000.00	12,000.00	8,267.22	3,732.78	0.00	3,732.78		3,732.78	
100.1680.0044	INFORM TECH CONSULTING	52,327.00	52,327.00	38,925.63	13,401.37	0.00	13,401.37		13,401.37	
100.1681.0040	GIS CONTRACTUAL EXPENSE	850.00	850.00	0.00	850.00	0.00	850.00		850.00	
100.1910.0040	INSURANCE EXPENSE UNDIST	245,000.00	245,000.00	235,030.91	9,969.09	0.00	9,969.09		9,969.09	
100.1910.0041	INSURANCE CLAIMS EXPENSE	5,000.00	5,000.00	2,923.38	2,076.62	0.00	2,076.62		2,076.62	
100.1920.0040	MUNICIPAL ASSN.DUES	1,650.00	1,650.00	1,650.00	0.00	0.00	0.00		0.00	
100.1930.0040	CERTIORARI SETTLEMENTS	12,500.00	12,500.00	3,953.57	8,546.43	0.00	8,546.43		8,546.43	

TOWN OF CARMEL
BUDGET REVISIONS SEPTEMBER-OCTOBER 2018-#2018/05

ACCOUNT #	ACCOUNT DESCRIPTION	ORIGINAL BUDGET	ADJUSTED BUDGET	YTD ACTUAL EXPENDED	YTD UNEXPENDED BALANCE	YTD ENCUMBERED	YTD AVAILABLE BALANCE	BUDGET ADJUSTMENT	NET BUDGET BALANCE	BUDGET REVISION #
100.1950.0040	TAXES & ASSESSMENTS	25,000.00	46,500.00	67,988.39	(21,488.39)	0.00	(21,488.39)	21,731.00	242.61	BR#9
100.1970.0040	OFFICE SUPPLIES-UNDIST	8,000.00	8,000.00	5,302.55	2,697.45	590.00	2,107.45		2,107.45	
100.1989.0040	UNCLASSIFIED EXPENDITURE	8,000.00	8,106.00	6,852.78	1,253.22	0.00	1,253.22		1,253.22	
100.1990.0040	CONTINGENT ACCOUNT	200,000.00	195,585.00	0.00	195,585.00	0.00	195,585.00	(21,731.00)	173,854.00	BR#9
100.3120.0010	POLICE PERS SVS-NON UNIFM	405,295.00	405,295.00	329,384.44	75,910.56	0.00	75,910.56		75,910.56	
100.3120.0011	POLICE PERS SVS-UNIFORM	3,335,588.00	3,305,588.00	2,703,996.06	601,591.94	0.00	601,591.94		601,591.94	
100.3120.0012	POLICE STAFF OVERTIME	580,000.00	713,513.24	640,895.34	72,617.90	0.00	72,617.90	61,019.87	133,637.77	BR#1
100.3120.0013	POLICE TEMP STAFF-JAIL	15,000.00	15,000.00	2,955.92	12,044.08	0.00	12,044.08	(10,000.00)	2,044.08	BR#10
100.3120.0014	POLICE STAFF LONGEVITY	68,350.00	68,350.00	68,350.00	0.00	0.00	0.00		0.00	
100.3120.0015	POLICE EDUCATION STIPENDS	16,000.00	16,000.00	4,000.00	12,000.00	0.00	12,000.00		12,000.00	
100.3120.0016	POLICE STAFF HOLIDAY COMP	190,000.00	190,000.00	5,587.13	184,412.87	0.00	184,412.87		184,412.87	
100.3120.0017	POLICE UNIFORM ALLOWANCE	4,800.00	4,800.00	4,800.00	0.00	0.00	0.00		0.00	
100.3120.0018	POLICE NIGHT DIFFERENTIAL	42,000.00	42,000.00	39,138.49	2,861.51	0.00	2,861.51	5,000.00	7,861.51	BR#10
100.3120.0019	POLICE COMPENSATED ABS	170,086.00	304,720.00	240,522.28	64,197.72	0.00	64,197.72	43,532.00	107,729.72	BR#2
100.3120.0020	POLICE UNIFORMS	20,000.00	20,000.00	14,696.55	5,303.45	2,970.87	2,332.58		2,332.58	
100.3120.0021	POLICE MOTOR VEHICLES	115,000.00	115,000.00	70,647.75	44,352.25	39,198.42	5,153.83		5,153.83	
100.3120.0024	POLICE ACCIDENT REPAIRS	5,000.00	5,000.00	0.00	5,000.00	0.00	5,000.00		5,000.00	
100.3120.0027	POLICE OTHER EQUIPMENT	71,000.00	122,000.00	44,348.44	77,651.56	41,465.99	36,185.57		36,185.57	
100.3120.0029	POLICE SPEC EQUIP-SEIZED ASSETS	0.00	0.00	0.00	0.00	500.00	(500.00)	500.00	0.00	BR#3
100.3120.0040	POLICE-CONTRACT EXPENSES	30,000.00	30,486.08	16,749.86	13,736.22	5,056.45	8,679.77		8,679.77	
100.3120.0041	POLICE MOTOR VEHICLE FUEL	80,000.00	78,500.00	68,794.24	9,705.76	23,540.40	(13,834.64)	15,000.00	1,165.36	BR#11
100.3120.0042	POLICE OFFICE UTILITIES EXP	20,000.00	20,000.00	15,787.37	4,212.63	0.00	4,212.63		4,212.63	
100.3120.0043	POLICE INSURANCE COVERAGE	135,000.00	135,000.00	115,802.78	19,197.22	0.00	19,197.22	(15,000.00)	4,197.22	BR#11
100.3120.0045	POLICE VEHICLE MAINT.	95,000.00	95,000.00	66,078.44	28,921.56	1,147.38	27,774.18		27,774.18	
100.3120.0046	POLICE RENTALS/LEASES	90,000.00	90,000.00	80,376.86	9,623.14	8,584.03	1,039.11		1,039.11	
100.3120.0047	POLICE CONFERENCE/TRAIN	30,000.00	42,550.00	14,668.32	27,881.68	0.00	27,881.68		27,881.68	
100.3120.0048	POLICE DARE PROGRAM	8,000.00	8,000.00	1,081.69	6,918.31	850.00	6,068.31		6,068.31	
100.3120.0049	POLICE UNIFORM CLEAN/REP	6,200.00	6,200.00	1,506.65	4,693.35	1,720.50	2,972.85		2,972.85	
100.3120.0080	POLICE NON UNIFORM RETIRE	80,000.00	80,000.00	72,500.00	7,500.00	0.00	7,500.00		7,500.00	
100.3120.0081	POLICE RETIREMENT UNIFORM	1,200,000.00	1,200,000.00	984,251.25	215,748.75	0.00	215,748.75		215,748.75	
100.3120.0082	POLICE SOCIAL SECURITY	400,000.00	400,000.00	261,269.77	138,730.23	0.00	138,730.23		138,730.23	
100.3120.0083	POLICE WORKMANS COMP.	171,000.00	171,000.00	170,718.94	281.06	0.00	281.06		281.06	
100.3120.0084	POLICE HEALTH INSURANCE	1,016,000.00	1,010,000.00	815,790.75	194,209.25	0.00	194,209.25		194,209.25	
100.3120.0085	POLICE-OPTICAL & DENTAL	80,000.00	80,000.00	62,174.93	17,825.07	0.00	17,825.07		17,825.07	
100.3120.0086	RETIREE'S HEALTH INSURANCE	875,000.00	875,000.00	754,107.79	120,892.21	0.00	120,892.21		120,892.21	
100.3120.0087	POLICE CIVILIAN DISAB INS	735.00	735.00	0.00	735.00	0.00	735.00		735.00	
100.3120.0089	POLICE MEDICAL PHYSICALS	30,000.00	30,000.00	6,101.00	23,899.00	0.00	23,899.00		23,899.00	
100.3120.0090	MCT MOBILITY TAX	16,475.00	16,475.00	10,322.15	6,152.85	0.00	6,152.85		6,152.85	
100.3121.0012	LAKE PATROL OVERTIME	0.00	30,000.00	19,655.49	10,344.51	0.00	10,344.51		10,344.51	
100.3121.0040	LAKE PATROL CONTR EXPENSE	0.00	6,000.00	3,838.05	2,161.95	150.00	2,011.95		2,011.95	
100.3121.0041	LAKE PATROL BOAT FUELS	0.00	1,500.00	724.00	776.00	0.00	776.00		776.00	
100.3122.0040	BICYCLE PATROL EXPENSES	1,000.00	1,000.00	0.00	1,000.00	0.00	1,000.00		1,000.00	
100.3123.0012	COMMUNITY POLICE OVERTIME	20,000.00	20,000.00	20,488.91	(488.91)	0.00	(488.91)	5,000.00	4,511.09	BR#10
100.3123.0040	COMMUNITY POLICE EXPENSES	1,000.00	1,000.00	0.00	1,000.00	0.00	1,000.00		1,000.00	
100.3123.0081	POLICE RETIREMENT	1,150.00	1,150.00	287.50	862.50	0.00	862.50		862.50	
100.3123.0082	SOCIAL SECURITY	306.00	306.00	0.00	306.00	0.00	306.00		306.00	
100.3310.0011	SIGN CONTROL PERSONAL SER	77,758.00	77,758.00	64,052.80	13,705.20	0.00	13,705.20		13,705.20	
100.3310.0012	SIGN CONTROL OVER TIME	5,500.00	5,500.00	4,337.80	1,162.20	0.00	1,162.20		1,162.20	
100.3310.0014	SIGN CONTROL LONGEVITY	3,117.00	3,117.00	3,117.00	0.00	0.00	0.00		0.00	
100.3310.0017	SIGN CONTROL UNIFORM ALL	600.00	600.00	600.00	0.00	0.00	0.00		0.00	
100.3310.0020	SIGNS EQUIPMENT EXPENSE	5,000.00	5,000.00	4,594.49	405.51	750.00	(344.49)	3,000.00	2,655.51	BR#12
100.3310.0040	SIGNS CONTRACTUAL EXPENSE	15,000.00	15,000.00	5,655.71	9,344.29	750.00	8,594.29	(3,000.00)	5,594.29	BR#12
100.3310.0045	SIGN STREET LINES	32,000.00	32,000.00	15,675.59	16,324.41	0.00	16,324.41		16,324.41	
100.3310.0048	SIGN MISC.EXPENSE	200.00	200.00	0.00	200.00	0.00	200.00		200.00	
100.3310.0080	EMPLOYEE RETIREMENT	16,500.00	16,500.00	11,562.50	4,937.50	0.00	4,937.50		4,937.50	
100.3310.0082	SOCIAL SECURITY	7,250.00	7,250.00	5,426.82	1,823.18	0.00	1,823.18		1,823.18	

TOWN OF CARMEL
BUDGET REVISIONS SEPTEMBER-OCTOBER 2018-#2018/05

ACCOUNT #	ACCOUNT DESCRIPTION	ORIGINAL BUDGET	ADJUSTED BUDGET	YTD ACTUAL EXPENDED	YTD UNEXPENDED BALANCE	YTD ENCUMBERED	YTD AVAILABLE BALANCE	BUDGET ADJUSTMENT	NET BUDGET BALANCE	BUDGET REVISION #
100.3310.0083	WORKMANS COMPENSATION	4,705.00	4,705.00	3,800.00	905.00	0.00	905.00		905.00	
100.3310.0084	HEALTH INSURANCE	28,520.00	28,520.00	25,829.65	2,690.35	0.00	2,690.35		2,690.35	
100.3310.0085	WELFARE FUND	1,050.00	1,050.00	1,050.00	0.00	0.00	0.00		0.00	
100.3510.0011	DOG CONTROL	27,000.00	27,000.00	22,846.12	4,153.88	0.00	4,153.88		4,153.88	
100.3510.0013	DOG CONTROL PART TIME STF	2,000.00	2,000.00	1,692.24	307.76	0.00	307.76		307.76	
100.3510.0040	DOG CONTROL CONTRACT	50,635.00	50,635.00	50,635.00	0.00	0.00	0.00		0.00	
100.3510.0045	DOG CONTROL SPEC. EXPENSE	200.00	200.00	0.00	200.00	0.00	200.00		200.00	
100.3510.0046	SPCA CONTRACT EXPENSE	7,500.00	7,500.00	7,500.00	0.00	0.00	0.00		0.00	
100.3510.0080	DOG CNTRL EMPLOYEE BENEFIT	7,950.00	7,950.00	5,785.64	2,164.36	0.00	2,164.36		2,164.36	
100.3620.0010	CODE ENFORCER PERS SERV	96,337.00	96,337.00	81,514.84	14,822.16	0.00	14,822.16		14,822.16	
100.3620.0011	CODE ENFORCEMENT-STAFF	185,315.00	185,315.00	110,526.52	74,788.48	0.00	74,788.48		74,788.48	
100.3620.0012	CODE ENFORCE-STAFF O.T.	10,000.00	10,000.00	9,785.30	214.70	0.00	214.70		214.70	
100.3620.0013	CODE ENF TEMPORARY STAFF	65,000.00	65,000.00	25,225.50	39,774.50	0.00	39,774.50		39,774.50	
100.3620.0014	CODE ENF STAFF LONGEVITY	7,700.00	7,700.00	7,700.00	0.00	0.00	0.00		0.00	
100.3620.0040	CODES CONTRACTUAL EXPENSE	5,000.00	5,000.00	4,031.84	968.16	44.36	923.80		923.80	
100.3620.0041	BUILDING ALARM POSTAGE	2,000.00	2,000.00	291.11	1,708.89	0.00	1,708.89		1,708.89	
100.3620.0042	CODES DEPT UTILITIES EXP	1,500.00	1,500.00	1,080.27	419.73	0.00	419.73		419.73	
100.3620.0045	CODES SYSTEM MAINTENANCE	2,720.00	2,420.00	0.00	2,420.00	0.00	2,420.00		2,420.00	
100.3620.0047	CODE ENFORCEMENT TRAINING	850.00	1,150.00	702.00	448.00	0.00	448.00		448.00	
100.3620.0080	CODES ENFORCMT EMP BENFT	205,000.00	205,000.00	127,003.56	77,996.44	0.00	77,996.44		77,996.44	
100.3650.0040	BUILDING DEMO EXPENSE	0.00	38,000.00	37,071.11	928.89	0.00	928.89		928.89	
100.4020.0011	VITAL STAT PERS.SERVICES	10,000.00	10,000.00	8,461.64	1,538.36	0.00	1,538.36		1,538.36	
100.4020.0015	VITAL STATISTICS STIPEND	5,000.00	5,000.00	4,230.82	769.18	0.00	769.18		769.18	
100.4020.0080	VITAL STATS EMP BENEFITS	4,260.00	4,260.00	3,214.15	1,045.85	0.00	1,045.85		1,045.85	
100.5010.0010	HWY SUPT PERSONAL SERV	124,000.00	124,000.00	104,923.06	19,076.94	0.00	19,076.94		19,076.94	
100.5010.0011	HWY ADMIN STAFF COMP	214,538.00	205,538.00	150,954.34	54,583.66	0.00	54,583.66	(17,200.00)	37,383.66	BR#13&BR#18
100.5010.0012	OVERTIME	0.00	0.00	637.08	(637.08)	0.00	(637.08)	1,200.00	562.92	BR#13
100.5010.0013	TEMP STAFF	0.00	9,000.00	5,530.00	3,470.00	0.00	3,470.00		3,470.00	
100.5010.0014	HIGHWAY ADMIN LONGEVITY	7,300.00	7,300.00	7,300.00	0.00	0.00	0.00		0.00	
100.5010.0019	HWY ADMIN STAFF OTHER	0.00	172,500.00	172,500.00	0.00	0.00	0.00		0.00	
100.5010.0040	HIGHWAY ADMIN CONTRCT EXP	2,000.00	2,000.00	1,327.65	672.35	200.00	472.35		472.35	
100.5010.0046	HIGHWAY ADMIN CONTRACTS	1,675.00	2,200.00	1,875.70	324.30	242.14	82.16		82.16	
100.5010.0047	HIGHWAY ADMIN TRAIN EXPNS	2,500.00	2,500.00	1,992.48	507.52	0.00	507.52		507.52	
100.5010.0080	HIGHWAY ADMIN EMP BENEFIT	165,000.00	165,000.00	131,930.32	33,069.68	0.00	33,069.68		33,069.68	
100.5010.0086	RETIREE'S HEALTH INSURANCE	31,500.00	30,475.00	27,557.34	2,917.66	0.00	2,917.66		2,917.66	
100.5132.0020	HIGHWAY GARAGE EQUIPMENT	5,000.00	5,000.00	1,205.42	3,794.58	2,129.00	1,665.58		1,665.58	
100.5132.0021	HIGHWAY GARAGE SPEC EXPEN	5,000.00	5,000.00	3,320.26	1,679.74	0.00	1,679.74		1,679.74	
100.5132.0040	HIGHWAY GARAGE CONT EXP.	40,000.00	40,000.00	19,742.10	20,257.90	2,759.33	17,498.57	(600.00)	16,898.57	BR#14
100.5132.0041	HIGHWAY GARAGE HEATING EX	13,000.00	13,000.00	11,580.91	1,419.09	0.00	1,419.09		1,419.09	
100.5132.0042	HIGHWAY GARAGE UTILITIES EXP	20,000.00	20,000.00	12,898.05	7,101.95	30.00	7,071.95		7,071.95	
100.5132.0044	HIGHWAY GARAGE PROP LEASE	30,000.00	30,000.00	30,556.08	(556.08)	0.00	(556.08)	600.00	43.92	BR#14
100.5132.0045	HIGHWAY BUILDING CLEANING	2,744.00	3,244.00	2,642.10	601.90	528.42	73.48		73.48	
100.5132.0046	HIGHWAY GARAGE ALARM	4,740.00	4,740.00	4,345.00	395.00	0.00	395.00		395.00	
100.5132.0047	HIGHWAY REFUSE DISPOSAL	2,495.00	2,495.00	1,950.00	545.00	0.00	545.00		545.00	
100.5182.0040	STREET LIGHTING UTILITIES	15,000.00	15,000.00	9,110.77	5,889.23	0.00	5,889.23		5,889.23	
100.7020.0010	REC.ADMIN PERSONAL SERV	105,000.00	105,000.00	88,846.12	16,153.88	0.00	16,153.88		16,153.88	
100.7020.0011	REC.ADMIN STAFF	157,875.00	157,875.00	124,943.16	32,931.84	0.00	32,931.84	(8,000.00)	24,931.84	BR#16
100.7020.0012	REC ADMIN STAFF OVERTIME	10,000.00	10,000.00	11,389.75	(1,389.75)	0.00	(1,389.75)	4,000.00	2,610.25	BR#15
100.7020.0013	REC ADMIN TEMPORARY STAFF	17,500.00	17,500.00	15,911.72	1,588.28	0.00	1,588.28	4,000.00	5,588.28	BR#15
100.7020.0014	REC.ADM.STAFF LONGEVITY	7,300.00	7,300.00	4,800.00	2,500.00	0.00	2,500.00		2,500.00	
100.7020.0017	REC ADM UNIFORM ALLOWANCE	500.00	500.00	36.00	464.00	0.00	464.00		464.00	
100.7020.0019	REC STAFF PAID ABSENCES	0.00	21,628.00	21,627.76	0.24	0.00	0.24		0.24	
100.7020.0020	REC ADM OFFICE EQUIPMENT	1,000.00	1,000.00	949.18	50.82	0.00	50.82		50.82	
100.7020.0040	REC ADM CONTRACTUAL EXP	12,500.00	12,500.00	10,140.77	2,359.23	421.63	1,937.60		1,937.60	
100.7020.0041	REC ADMIN VEHICLE FUELS	1,500.00	1,500.00	426.59	1,073.41	0.00	1,073.41		1,073.41	
100.7020.0042	RECREATION UTILITIES	20,000.00	20,000.00	13,216.85	6,783.15	781.97	6,001.18		6,001.18	

TOWN OF CARMEL
BUDGET REVISIONS SEPTEMBER-OCTOBER 2018-#2018/05

ACCOUNT #	ACCOUNT DESCRIPTION	ORIGINAL BUDGET	ADJUSTED BUDGET	YTD ACTUAL EXPENDED	YTD UNEXPENDED BALANCE	YTD ENCUMBERED	YTD AVAILABLE BALANCE	BUDGET ADJUSTMENT	NET BUDGET BALANCE	BUDGET REVISION #
100.7020.0043	BLDG ALARM CONTRACTS	1,245.00	1,245.00	1,100.00	145.00	0.00	145.00		145.00	
100.7020.0044	REC BLDG CONCESSION EXP	2,000.00	2,000.00	0.00	2,000.00	0.00	2,000.00		2,000.00	
100.7020.0045	REC BLDG.SPECIAL REPAIRS	5,000.00	6,450.00	3,498.00	2,952.00	0.00	2,952.00		2,952.00	
100.7020.0047	RECREATION STAFF TRAINING	1,000.00	1,000.00	315.00	685.00	0.00	685.00		685.00	
100.7020.0048	RECREATION PUBLICATION EX	12,000.00	12,000.00	11,606.42	393.58	0.00	393.58		393.58	
100.7020.0049	REC ADMIN MISC EXPENSES	0.00	9,500.00	8,442.47	1,057.53	0.00	1,057.53		1,057.53	
100.7020.0080	REC ADMIN EMPLOYE BENEFIT	170,000.00	170,000.00	131,937.15	38,062.85	0.00	38,062.85	(15,500.00)	22,562.85	BR#15&BR#16
100.7020.0086	RETIREEES HEALTH INSURANCE	27,500.00	27,500.00	27,299.56	200.44	0.00	200.44	7,000.00	7,200.44	BR#15
100.7110.0011	PARK MAINTAINENCE STAFF	111,451.00	111,451.00	94,303.44	17,147.56	0.00	17,147.56		17,147.56	
100.7110.0012	PARK STAFF OVERTIME	1,000.00	1,000.00	484.92	515.08	0.00	515.08		515.08	
100.7110.0013	PARK MAINT TEMP STAFF	40,000.00	40,000.00	37,894.01	2,105.99	0.00	2,105.99	6,000.00	8,105.99	BR#15
100.7110.0014	PARK MAINT STAFF LONG.	5,100.00	5,100.00	5,100.00	0.00	0.00	0.00		0.00	
100.7110.0017	PARK STAFF UNIFORM ALLOW	1,000.00	1,000.00	269.38	730.62	0.00	730.62		730.62	
100.7110.0020	PARK MAINTAINENCE EQUIP	5,000.00	3,500.00	1,382.30	2,117.70	0.00	2,117.70		2,117.70	
100.7110.0022	PARK SPECIAL EQUIPMENT	0.00	91,000.00	25,785.00	65,215.00	20,733.00	44,482.00		44,482.00	
100.7110.0040	PARK CONTRACTUAL EXPENSE	45,000.00	49,484.50	38,864.37	10,620.13	3,022.82	7,597.31	16,500.00	24,097.31	BR#16
100.7110.0041	PARK & MAINTAINENCE FUELS	6,000.00	6,000.00	4,034.83	1,965.17	0.00	1,965.17		1,965.17	
100.7110.0042	PARK OUT BLDG.UTILITIES	2,000.00	2,000.00	936.49	1,063.51	0.00	1,063.51		1,063.51	
100.7110.0045	PARK MAINTENANCE CONTRACT	58,000.00	58,000.00	30,042.70	27,957.30	6,866.75	21,090.55		21,090.55	
100.7110.0046	PARK FACILITY LEASES	90,000.00	90,000.00	0.00	90,000.00	0.00	90,000.00		90,000.00	
100.7110.0047	PARK REFUSE DISPOSAL	3,500.00	3,500.00	2,342.00	1,158.00	0.00	1,158.00		1,158.00	
100.7110.0080	PARK EMPLOYEE BENEFITS	114,000.00	114,000.00	92,227.18	21,772.82	0.00	21,772.82	(14,000.00)	7,772.82	BR#15
100.7110.0086	RETIREEES HEALTH INSURANCE	9,800.00	9,800.00	4,888.29	4,911.71	0.00	4,911.71		4,911.71	
100.7111.0020	SYCAMORE BALLFIELD EQUIP	1,000.00	0.00	0.00	0.00	0.00	0.00		0.00	
100.7111.0040	SYCAMORE FIELD CONT EXP	18,500.00	18,500.00	0.00	18,500.00	0.00	18,500.00		18,500.00	
100.7112.0020	MCDONOUGH FIELDS EQUIPMENT	1,000.00	0.00	0.00	0.00	0.00	0.00		0.00	
100.7112.0040	MCDONOUGH FIELDS CONTRACT EXP	31,800.00	43,450.00	13,733.73	29,716.27	3,409.84	26,306.43		26,306.43	
100.7112.0041	MCDONOUGH RD SKATE PARK	4,000.00	4,000.00	2,050.00	1,950.00	0.00	1,950.00		1,950.00	
100.7112.0042	MCDONOUGH FIELDS UTILITIES	11,800.00	11,800.00	6,992.60	4,807.40	0.00	4,807.40		4,807.40	
100.7112.0045	MCDONOUGH FIELDS PARK IMPROVEME	20,000.00	21,997.50	3,747.50	18,250.00	0.00	18,250.00		18,250.00	
100.7113.0040	CHAMBER PARK CONTRACT EXP	3,000.00	6,475.00	4,655.06	1,819.94	1,475.00	344.94		344.94	
100.7114.0040	RED MILLS CONTRACT EXPENS	500.00	800.00	740.00	60.00	0.00	60.00		60.00	
100.7114.0042	RED MILLS PARK - UTILITIES	500.00	500.00	168.61	331.39	0.00	331.39		331.39	
100.7115.0040	AIRPORT PK CONTRACT EXPNS	1,000.00	1,000.00	649.00	351.00	90.00	261.00		261.00	
100.7116.0040	VOLZ PARK CONTRACT EXPNSE	200.00	200.00	0.00	200.00	0.00	200.00		200.00	
100.7117.0020	CARMADA PARK EQUIPMENT	1,000.00	3,500.00	3,127.99	372.01	0.00	372.01		372.01	
100.7117.0040	CARMADA PARK CONT EXPENSE	9,000.00	32,000.00	3,880.62	28,119.38	2,247.90	25,871.48		25,871.48	
100.7117.0042	CARMADA PARK UTILITIES	1,000.00	2,000.00	1,237.39	762.61	0.00	762.61		762.61	
100.7118.0020	BALDWIN MEADOW EQUIPMENT	500.00	0.00	0.00	0.00	0.00	0.00		0.00	
100.7118.0040	BALDWIN MEADOW CONT EXPNS	4,000.00	4,000.00	3,532.25	467.75	320.00	147.75		147.75	
100.7118.0042	BALDWIN MEADOW UTILITIES	2,800.00	2,800.00	1,333.12	1,466.88	0.00	1,466.88		1,466.88	
100.7119.0040	DOG PARK CONT EXPENSE	1,800.00	3,695.00	384.00	3,311.00	1,120.00	2,191.00		2,191.00	
100.7140.0013	PLAYGROUND+REC TEMP STAFF	115,000.00	115,000.00	88,104.35	26,895.65	0.00	26,895.65	(25,000.00)	1,895.65	BR#37
100.7140.0020	PLAYGROUND EQUIPMENT	4,000.00	4,000.00	239.91	3,760.09	0.00	3,760.09		3,760.09	
100.7140.0040	PLAYGROUND CONT EXPENSE	5,000.00	5,000.00	2,270.89	2,729.11	300.19	2,428.92		2,428.92	
100.7140.0080	PLAYGRD EMPLOYEE BENEFITS	11,500.00	11,500.00	8,256.73	3,243.27	0.00	3,243.27		3,243.27	
100.7180.0013	BEACH TEMPORARY STAFF	60,000.00	60,000.00	42,696.25	17,303.75	0.00	17,303.75	(15,000.00)	2,303.75	BR#37
100.7180.0020	BEACH EQUIPMENT	2,500.00	2,500.00	0.00	2,500.00	0.00	2,500.00	(2,500.00)	0.00	BR#37
100.7180.0022	MAHOPAC LAKEFRONT	6,000.00	5,800.00	3,001.26	2,798.74	0.00	2,798.74	(2,500.00)	298.74	BR#37
100.7180.0040	BEACH CONTRACTUAL EXPENSE	4,000.00	24,000.00	19,111.16	4,888.84	0.00	4,888.84		4,888.84	
100.7180.0042	BEACH UTILITIES EXPENSE	950.00	950.00	611.86	338.14	0.00	338.14		338.14	
100.7180.0080	BEACH EMPLOYEE BENEFITS	5,500.00	5,500.00	4,467.38	1,032.62	0.00	1,032.62		1,032.62	
100.7190.0020	SKATING RINK EQUIPMENT	500.00	500.00	0.00	500.00	0.00	500.00		500.00	
100.7190.0040	SKATING RINK CONT EXPENSE	11,000.00	11,000.00	5,196.04	5,803.96	0.00	5,803.96		5,803.96	
100.7190.0042	SKATING RINK UTILITIES EXP	1,000.00	1,000.00	252.77	747.23	0.00	747.23		747.23	
100.7190.0046	EQUIPMENT/LEASE RENTALS	700.00	700.00	225.00	475.00	90.00	385.00		385.00	

TOWN OF CARMEL
BUDGET REVISIONS SEPTEMBER-OCTOBER 2018-#2018/05

ACCOUNT #	ACCOUNT DESCRIPTION	ORIGINAL BUDGET	ADJUSTED BUDGET	YTD ACTUAL EXPENDED	YTD UNEXPENDED BALANCE	YTD ENCUMBERED	YTD AVAILABLE BALANCE	BUDGET ADJUSTMENT	NET BUDGET BALANCE	BUDGET REVISION #
100.7190.0048	SKATING RINK OTHER EXPEN	500.00	500.00	0.00	500.00	0.00	500.00		500.00	
100.7190.0080	PARK OTHER EMPLOY BENEFIT	300.00	300.00	0.00	300.00	0.00	300.00		300.00	
100.7270.0040	CONCERT SERIES CONT.EXP	11,150.00	10,950.00	10,928.68	21.32	0.00	21.32		21.32	
100.7310.0013	YOUTH PROGRAM TEMP STAFF	4,000.00	4,000.00	3,486.19	513.81	0.00	513.81		513.81	
100.7310.0040	YOUTH CONTRACTUAL EXPENSE	16,000.00	16,000.00	14,629.62	1,370.38	1,366.83	3.55		3.55	
100.7310.0045	YOUTH SELF SUSTAIN PROGRM	70,000.00	70,000.00	64,545.01	5,454.99	17,791.33	(12,336.34)	15,000.00	2,663.66	BR#4
100.7310.0046	YOUTH SVCE CONTRACTS	10,000.00	17,500.00	0.00	17,500.00	7,500.00	10,000.00		10,000.00	
100.7410.0040	LIBRARY CONTRACT-MAHOPAC	60,000.00	60,000.00	60,000.00	0.00	0.00	0.00		0.00	
100.7410.0041	LIBRARY CONTRACT-REED MEM	25,000.00	25,000.00	25,000.00	0.00	0.00	0.00		0.00	
100.7450.0040	MUSEUM CONTRACT EXPENSE	1,000.00	1,000.00	0.00	1,000.00	0.00	1,000.00		1,000.00	
100.7450.0042	MUSEUM UTILITIES EXP	5,000.00	5,000.00	3,220.56	1,779.44	0.00	1,779.44		1,779.44	
100.7450.0043	MUSEUM ALARM EXPENSE	1,000.00	1,000.00	753.50	246.50	0.00	246.50		246.50	
100.7510.0040	TWN.HISTORIAN CONTRACTUAL	1,000.00	1,000.00	0.00	1,000.00	0.00	1,000.00		1,000.00	
100.7550.0040	CELEBRATION CONTRACTUAL	4,000.00	4,000.00	891.08	3,108.92	0.00	3,108.92		3,108.92	
100.7610.0013	PROG.FOR AGING TEMP STAFF	1,800.00	1,800.00	1,350.00	450.00	0.00	450.00		450.00	
100.7610.0040	PROG FOR AGING CONT EXP	33,000.00	33,000.00	23,888.84	9,111.16	1,162.45	7,948.71		7,948.71	
100.7610.0041	OUTREACH PROGRAM FOR AGING	5,000.00	5,000.00	0.00	5,000.00	5,000.00	0.00		0.00	
100.7610.0080	EMPLOYEE BENEFITS	120.00	120.00	107.91	12.09	0.00	12.09		12.09	
100.7999.0040	PARK CAPITAL IMPROVEMENTS	50,000.00	150,000.00	0.00	150,000.00	0.00	150,000.00	(29,151.00)	120,849.00	BR#36
100.8010.0010	ZONING BOARD PERSONAL SVS	15,067.00	15,067.00	12,486.88	2,580.12	0.00	2,580.12		2,580.12	
100.8010.0040	ZONING CONTRACT EXPENSE	2,000.00	2,000.00	1,091.66	908.34	0.00	908.34		908.34	
100.8010.0080	ZONING BRD EMP BENEFITS	1,500.00	1,500.00	1,139.32	360.68	0.00	360.68		360.68	
100.8020.0010	PLANNING BOARD PERS.SERVS	19,441.00	19,441.00	16,449.84	2,991.16	0.00	2,991.16		2,991.16	
100.8020.0013	PLANNING TEMPORARY STAFF	34,580.00	34,580.00	26,047.05	8,532.95	0.00	8,532.95		8,532.95	
100.8020.0040	PLANNING CONTRACTUAL EXP	1,250.00	1,250.00	453.56	796.44	280.00	516.44		516.44	
100.8020.0044	PLANNING SPECIAL SERVICES	10,000.00	13,891.93	0.00	13,891.93	3,891.93	10,000.00		10,000.00	
100.8020.0045	PLANNING CONSULTANT	70,000.00	70,000.00	52,499.97	17,500.03	0.00	17,500.03		17,500.03	
100.8020.0046	CONSULTING SERVICES - ARCHITECT	8,000.00	8,000.00	870.00	7,130.00	0.00	7,130.00		7,130.00	
100.8020.0047	TRAINING EXPENSES	500.00	500.00	200.00	300.00	0.00	300.00		300.00	
100.8020.0080	PLANNING BRD EMP BENEFITS	5,000.00	5,000.00	3,890.69	1,109.31	0.00	1,109.31		1,109.31	
100.8090.0011	RECYCLING REGULAR STAFF	77,758.00	77,758.00	45,581.76	32,176.24	0.00	32,176.24	(14,300.00)	17,876.24	BR#17
100.8090.0013	RECYCLING TEMPORARY STAFF	18,000.00	18,000.00	18,742.71	(742.71)	0.00	(742.71)	5,000.00	4,257.29	BR#17
100.8090.0014	RECYCLING STAFF LONGEVITY	2,440.00	2,440.00	2,440.00	0.00	0.00	0.00		0.00	
100.8090.0017	RECYCLE STAFF UNIFORM ALL	600.00	600.00	600.00	0.00	0.00	0.00		0.00	
100.8090.0019	STAFF OTHER	0.00	31,870.00	31,868.43	1.57	0.00	1.57		1.57	
100.8090.0040	RECYCLE CONTRACTUAL EXP	500.00	500.00	272.21	227.79	0.00	227.79		227.79	
100.8090.0045	RECYCLE TRASH DISPOSAL	7,000.00	7,000.00	2,112.68	4,887.32	1,800.00	3,087.32		3,087.32	
100.8090.0046	RECYCLE EQUIPMENT RENTAL	15,000.00	15,000.00	0.00	15,000.00	0.00	15,000.00		15,000.00	
100.8090.0047	RECYCLING SPECIAL EXPEND	10,000.00	10,000.00	0.00	10,000.00	0.00	10,000.00		10,000.00	
100.8090.0048	LANDFILL MONITORING	30,000.00	30,000.00	23,532.16	6,467.84	550.00	5,917.84		5,917.84	
100.8090.0080	EMPLOYEE RETIREMENT	14,500.00	14,500.00	11,375.00	3,125.00	0.00	3,125.00		3,125.00	
100.8090.0082	SOCIAL SECURITY	8,500.00	10,500.00	7,802.20	2,697.80	0.00	2,697.80		2,697.80	
100.8090.0083	WORKMANS COMPENSATION	7,305.00	7,305.00	6,400.00	905.00	0.00	905.00		905.00	
100.8090.0084	HEALTH INSURANCE	12,470.00	6,370.00	13,134.33	(6,764.33)	0.00	(6,764.33)	9,300.00	2,535.67	BR#17
100.8090.0085	WELFARE FUND	1,050.00	1,050.00	787.50	262.50	0.00	262.50		262.50	
100.8090.0086	RETIRES HEALTH INSURANCE	0.00	6,100.00	5,074.90	1,025.10	0.00	1,025.10		1,025.10	
100.8091.0010	ENV.CON.S.B.O.A.R.D.PERS.SERVS	11,904.00	11,904.00	7,400.36	4,503.64	0.00	4,503.64		4,503.64	
100.8091.0011	ECB WETLANDS INSPECTOR	2,500.00	2,500.00	2,115.30	384.70	0.00	384.70		384.70	
100.8091.0040	ECB CONTRACTUAL EXPENSE	300.00	300.00	0.00	300.00	0.00	300.00		300.00	
100.8091.0080	ECB EMPLOYEE BENEFITS	2,580.00	2,580.00	901.72	1,678.28	0.00	1,678.28		1,678.28	
100.8510.0040	PARK/BEAUTIFICATION EXPEN	8,000.00	8,000.00	3,697.09	4,302.91	0.00	4,302.91		4,302.91	
100.8810.0020	CEMETERIES EQUIP/REPAIRS	650.00	650.00	0.00	650.00	0.00	650.00		650.00	
100.8810.0040	CEMETERIES CONTRACTUAL	10,500.00	11,550.00	8,250.00	3,300.00	3,300.00	0.00		0.00	
100.9901.0099	TRANS TO DEBT SERVICE FD	460,000.00	460,000.00	460,000.00	0.00	0.00	0.00		0.00	
100.9902.0099	TRANSFER TO HIGHWAY FUND	240,000.00	240,000.00	256,000.00	(16,000.00)	0.00	(16,000.00)	16,000.00	0.00	BR#18
100.9950.0099	TRANSFER TO CAP PROJ FUND	0.00	132,000.00	206,151.00	(74,151.00)	0.00	(74,151.00)	74,151.00	0.00	BR#36&BR#37

TOWN OF CARMEL
BUDGET REVISIONS SEPTEMBER-OCTOBER 2018-#2018/05

ACCOUNT #	ACCOUNT DESCRIPTION	ORIGINAL BUDGET	ADJUSTED BUDGET	YTD ACTUAL EXPENDED	YTD UNEXPENDED BALANCE	YTD ENCUMBERED	YTD AVAILABLE BALANCE	BUDGET ADJUSTMENT	NET BUDGET BALANCE	BUDGET REVISION #
AMBULANCE										
201.4540.0040	CARMEL AMBULANCE CONTRACT	150,000.00	150,000.00	150,000.00	0.00	0.00	0.00		0.00	
201.4540.0041	NO.SALEM AMB. CONTRACT	12,800.00	12,800.00	12,800.00	0.00	0.00	0.00		0.00	
201.4540.0048	OTHER EXPENDITURES	1,700.00	1,700.00	330.81	1,369.19	0.00	1,369.19		1,369.19	
201.4540.0049	SERVICE-OTHR.DEPTS/GOVTS	4,200.00	4,200.00	2,931.00	1,269.00	0.00	1,269.00		1,269.00	
201.4540.0083	WORKERS COMP INS PREMIUM	35,800.00	35,800.00	16,903.00	18,897.00	0.00	18,897.00		18,897.00	
201.9025.0040	LOSAP ADMIN EXPENSE	1,000.00	1,400.00	1,400.00	0.00	0.00	0.00		0.00	
201.9025.0090	LOSAP CONTRIBUTION	54,700.00	54,300.00	22,156.00	32,144.00	0.00	32,144.00		32,144.00	
FIRE DISTRICTS										
301.3410.0040	FIRE PROTECTION CONTRACT	753,460.00	753,460.00	753,460.00	0.00	0.00	0.00		0.00	
301.3410.0045	DRY HYDRANT EXPENDITURES	10,000.00	66,000.00	1,373.26	64,626.74	0.00	64,626.74		64,626.74	
301.3410.0048	OTHER EXPENDITURES	1,000.00	1,000.00	0.00	1,000.00	0.00	1,000.00		1,000.00	
301.3410.0049	SERVICES-OTHR.DEPTS/GOVTS	10,500.00	10,100.00	8,998.00	1,102.00	0.00	1,102.00		1,102.00	
301.3410.0099	WORKERS COMP INS PREMIUM	69,000.00	69,000.00	66,158.00	2,842.00	0.00	2,842.00		2,842.00	
301.9025.0040	LOSAP ADMIN. EXPENSE	6,500.00	6,900.00	6,817.00	83.00	0.00	83.00		83.00	
301.9025.0090	LOSAP CONTRIBUTION	260,000.00	260,000.00	260,000.00	0.00	0.00	0.00		0.00	
302.3410.0040	FIRE PROTECTION CONTRACT	1,200,000.00	1,200,000.00	1,200,000.00	0.00	0.00	0.00		0.00	
302.3410.0045	DRY HYDRANT EXPENDITURES	1,000.00	1,000.00	0.00	1,000.00	0.00	1,000.00		1,000.00	
302.3410.0048	OTHER EXPENDITURES	25,000.00	25,000.00	10,225.26	14,774.74	0.00	14,774.74		14,774.74	
302.3410.0049	SERVICES-OTHR.DEPTS/GOVTS	25,550.00	30,550.00	20,628.00	9,922.00	0.00	9,922.00	(5,000.00)	4,922.00	BR#23
302.3410.0099	WORKERS COMP INS PREMIUM	95,000.00	95,000.00	99,545.00	(4,545.00)	0.00	(4,545.00)	5,000.00	455.00	BR#23
302.9025.0040	LOSAP ADMIN. EXPENSE	8,800.00	8,800.00	7,315.00	1,485.00	0.00	1,485.00		1,485.00	
302.9025.0090	LOSAP CONTRIBUTION	275,000.00	275,000.00	275,000.00	0.00	0.00	0.00		0.00	
303.3410.0040	FIRE PROTECTION CONTRACT	727,000.00	727,000.00	727,000.00	0.00	0.00	0.00		0.00	
303.3410.0048	OTHER EXPENDITURES	6,950.00	6,950.00	236.75	6,713.25	0.00	6,713.25		6,713.25	
303.3410.0049	SERVICES-OTHR.DEPTS/GOVTS	7,800.00	7,800.00	6,513.00	1,287.00	0.00	1,287.00		1,287.00	
351.3410.0040	PAYMENT TO FIRE DIST	241,281.00	241,281.00	241,281.00	0.00	0.00	0.00		0.00	
352.3410.0040	PAID TO FIRE DIST.TREAS.	90,191.00	90,191.00	90,191.00	0.00	0.00	0.00		0.00	
LAKE DISTRICTS										
401.7140.0013	TEMPORARY LABOR	40,000.00	40,000.00	35,875.50	4,124.50	0.00	4,124.50		4,124.50	
401.7140.0020	EQUIPMENT	10,000.00	10,000.00	6,914.00	3,086.00	0.00	3,086.00		3,086.00	
401.7140.0040	CONTRACTUAL EXPENSES	5,000.00	14,833.00	11,201.83	3,631.17	851.50	2,779.67		2,779.67	
401.7140.0041	LAKE TREATMENTS	8,000.00	11,000.00	10,475.28	524.72	0.00	524.72		524.72	
401.7140.0042	UTILITIES EXPENSES	6,000.00	8,000.00	7,047.16	952.84	0.00	952.84		952.84	
401.7140.0043	INSURANCE	1,300.00	1,300.00	1,200.00	100.00	0.00	100.00		100.00	
401.7140.0044	ENGINEERING SERVICES	3,420.00	3,420.00	3,200.00	220.00	0.00	220.00		220.00	
401.7140.0045	O&M CUSTODIAL CONTRACT	13,000.00	13,000.00	10,833.30	2,166.70	0.00	2,166.70		2,166.70	
401.7140.0046	CONTRACT SPECIAL SERVICES	500.00	500.00	0.00	500.00	0.00	500.00		500.00	
401.7140.0047	REFUSE DISPOSAL	630.00	630.00	350.00	280.00	0.00	280.00		280.00	
401.7140.0048	OTHER EXPENDITURES	2,000.00	2,000.00	1,719.08	280.92	0.00	280.92		280.92	
401.7140.0049	SERVICES-OTHR.DEPTS/GOVTS	8,000.00	8,000.00	7,139.00	861.00	0.00	861.00		861.00	
401.7140.0054	CAPITAL EXPENDITURES	10,000.00	10,000.00	3,850.00	6,150.00	0.00	6,150.00		6,150.00	
401.7140.0082	SOCIAL SECURITY	3,200.00	3,200.00	2,788.88	411.12	0.00	411.12		411.12	
401.7140.0083	WORKMANS COMPENSATION INS	2,100.00	2,100.00	1,600.00	500.00	0.00	500.00		500.00	
401.7140.0099	REPAIR RESERVE FUND	10,000.00	0.00	0.00	0.00	0.00	0.00		0.00	
402.7110.0013	TEMPORARY LABOR	500.00	500.00	0.00	500.00	0.00	500.00		500.00	
402.7110.0020	EQUIPMENT	2,000.00	2,000.00	0.00	2,000.00	0.00	2,000.00		2,000.00	
402.7110.0040	CONTRACTUAL EXPENSES	8,850.00	8,850.00	6,752.11	2,097.89	0.00	2,097.89		2,097.89	
402.7110.0041	WATER QUALITY/BIOMASS STUDY EXPEN	5,500.00	5,500.00	4,545.00	955.00	0.00	955.00		955.00	
402.7110.0043	INSURANCE	600.00	600.00	500.00	100.00	0.00	100.00		100.00	
402.7110.0044	ENGINEERING SERVICES	2,280.00	2,280.00	2,150.00	130.00	0.00	130.00		130.00	
402.7110.0048	OTHER EXPENITURES	1,047.00	1,047.00	670.57	376.43	0.00	376.43		376.43	
402.7110.0049	SERVICES-OTHR.DEPTS/GOVTS	5,500.00	5,500.00	2,201.00	3,299.00	0.00	3,299.00		3,299.00	
402.7110.0099	REPAIR RESERVE FUND	11,240.00	11,240.00	0.00	11,240.00	0.00	11,240.00		11,240.00	
403.7140.0013	TEMPORARY LABOR	200.00	200.00	0.00	200.00	0.00	200.00		200.00	

TOWN OF CARMEL
BUDGET REVISIONS SEPTEMBER-OCTOBER 2018-#2018/05

ACCOUNT #	ACCOUNT DESCRIPTION	ORIGINAL BUDGET	ADJUSTED BUDGET	YTD ACTUAL EXPENDED	YTD UNEXPENDED BALANCE	YTD ENCUMBERED	YTD AVAILABLE BALANCE	BUDGET ADJUSTMENT	NET BUDGET BALANCE	BUDGET REVISION #
403.7140.0020	EQUIPMENT	710.00	710.00	0.00	710.00	0.00	710.00		710.00	
403.7140.0040	CONTRACTUAL EXPENSES	10,000.00	24,667.00	21,287.66	3,379.34	2,335.42	1,043.92		1,043.92	
403.7140.0041	LAKE TREATMENT EXPENSE	13,500.00	13,500.00	11,850.00	1,650.00	0.00	1,650.00		1,650.00	
403.7140.0043	INSURANCE	350.00	350.00	300.00	50.00	0.00	50.00		50.00	
403.7140.0044	ENGINEERING SERVICES	3,420.00	3,420.00	3,200.00	220.00	0.00	220.00		220.00	
403.7140.0045	MAINTENANCE CONTRACTS	2,000.00	2,000.00	0.00	2,000.00	1,600.00	400.00		400.00	
403.7140.0048	OTHER EXPENDITURES	5,000.00	0.00	0.00	0.00	0.00	0.00		0.00	
403.7140.0049	SERVICE-OTHR.DEPTS/GOVTS	3,000.00	3,000.00	2,580.00	420.00	0.00	420.00		420.00	
403.7140.0099	REPAIR RESERVE FUND	5,490.00	5,490.00	0.00	5,490.00	0.00	5,490.00		5,490.00	
404.7140.0013	TEMPORARY LABOR	18,520.00	18,520.00	20,512.50	(1,992.50)	0.00	(1,992.50)	2,000.00	7.50	BR#24
404.7140.0020	EQUIPMENT	1,000.00	1,000.00	0.00	1,000.00	0.00	1,000.00	(1,000.00)	0.00	BR#24
404.7140.0040	CONTRACTUAL EXPENSES	8,584.00	8,584.00	7,073.00	1,511.00	0.00	1,511.00		1,511.00	
404.7140.0041	SUPPLIES & MATERIALS	2,400.00	4,400.00	3,143.82	1,256.18	0.00	1,256.18		1,256.18	
404.7140.0042	UTILITIES EXPENSES	560.00	1,360.00	1,012.73	347.27	0.00	347.27		347.27	
404.7140.0043	INSURANCE	450.00	450.00	400.00	50.00	0.00	50.00		50.00	
404.7140.0044	ENGINEERING SERVICES	3,420.00	3,420.00	3,200.00	220.00	0.00	220.00		220.00	
404.7140.0045	MAINTENANCE CONTRACTS	4,000.00	4,000.00	0.00	4,000.00	2,560.00	1,440.00		1,440.00	
404.7140.0046	CONTRACTUAL RENTALS	400.00	400.00	459.64	(59.64)	0.00	(59.64)	150.00	90.36	BR#24
404.7140.0047	REFUSE DISPOSAL	300.00	300.00	277.45	22.55	0.00	22.55		22.55	
404.7140.0048	OTHER EXPENDITURES	1,000.00	1,000.00	699.92	300.08	0.00	300.08		300.08	
404.7140.0049	SERVICES-OTHR.DEPTS/GOVTS	3,507.00	3,507.00	3,177.00	330.00	0.00	330.00		330.00	
404.7140.0082	SOCIAL SECURITY	1,249.00	1,249.00	1,391.19	(142.19)	0.00	(142.19)	150.00	7.81	BR#24
404.7140.0083	WORKMANS COMPENSATION INS	1,900.00	1,900.00	1,800.00	100.00	0.00	100.00	(100.00)	0.00	BR#24
404.7140.0099	REPAIR RESERVE FUND	4,000.00	1,200.00	0.00	1,200.00	0.00	1,200.00	(1,200.00)	0.00	BR#24
471.7140.0040	CONTRACTUAL EXPENSES	275,170.00	275,170.00	275,170.00	0.00	0.00	0.00		0.00	
HIGHWAY FUND										
500.5110.0011	GENERAL REPAIR LABOR	1,651,991.00	1,651,991.00	1,344,405.12	307,585.88	0.00	307,585.88		307,585.88	
500.5110.0012	GEN REP LABOR OVERTIME	3,000.00	3,000.00	2,948.08	51.92	0.00	51.92	2,000.00	2,051.92	BR#21
500.5110.0013	GEN REP LABOR TEMPORARY	60,000.00	60,000.00	47,464.44	12,535.56	0.00	12,535.56		12,535.56	
500.5110.0014	GENERAL REPAIR LONGEVITY	44,728.00	44,728.00	36,420.00	8,308.00	0.00	8,308.00		8,308.00	
500.5110.0017	STAFF CLOTHING ALLOWANCE	12,600.00	12,600.00	12,600.00	0.00	0.00	0.00		0.00	
500.5110.0018	HIGHWAY DIFFERENTIAL COMP	4,120.00	4,120.00	2,983.44	1,136.56	0.00	1,136.56		1,136.56	
500.5110.0019	GEN REP PAID ABSENCES	2,500.00	14,085.00	14,034.80	50.20	0.00	50.20		50.20	
500.5110.0020	GENERAL REPAIR ROAD TOOLS	10,000.00	10,000.00	8,061.08	1,938.92	0.00	1,938.92		1,938.92	
500.5110.0040	GENERAL REP.CONTRACT EXP.	140,000.00	140,000.00	113,236.48	26,763.52	27,167.49	(403.97)	20,000.00	19,596.03	BR#21
500.5110.0041	GENERAL REPAIR GAS & FUEL	100,000.00	90,000.00	40,019.16	49,980.84	10,550.00	39,430.84	(20,000.00)	19,430.84	BR#21
500.5110.0046	CONTRACTUAL ROAD RENTALS	7,000.00	7,000.00	0.00	7,000.00	0.00	7,000.00		7,000.00	
500.5110.0080	EMPLOYEE RETIREMENT SYST.	315,000.00	315,000.00	308,750.00	6,250.00	0.00	6,250.00		6,250.00	
500.5110.0081	MCT MOBILITY TAX	5,575.00	5,575.00	3,543.61	2,031.39	0.00	2,031.39		2,031.39	
500.5110.0082	SOCIAL SECURITY	160,000.00	160,000.00	106,698.71	53,301.29	0.00	53,301.29		53,301.29	
500.5110.0083	WORKERS COMPENSATION INS.	430,000.00	424,100.00	392,000.00	32,100.00	0.00	32,100.00		32,100.00	
500.5110.0084	HEALTH INSURANCE	535,000.00	535,000.00	433,300.08	101,699.92	0.00	101,699.92		101,699.92	
500.5110.0085	EMPLOYEE WELFARE FUND	23,100.00	23,100.00	22,050.00	1,050.00	0.00	1,050.00		1,050.00	
500.5110.0086	RETIREE'S HEALTH INSURANCE	345,000.00	345,000.00	240,114.62	104,885.38	0.00	104,885.38	(2,000.00)	102,885.38	BR#21
500.5110.0087	DISABIL INSURANCE EXPENSE	3,000.00	3,000.00	615.94	2,384.06	0.00	2,384.06		2,384.06	
500.5110.0089	HWY STAFF MEDICAL EXAMS	2,000.00	2,000.00	1,518.00	482.00	148.00	334.00		334.00	
500.5112.0012	CHIPS OVERTIME	20,000.00	20,000.00	5,133.45	14,866.55	0.00	14,866.55		14,866.55	
500.5112.0020	C.H.I.P.S-CONTRCT EXPENSE	559,000.00	559,000.00	52,895.23	506,104.77	410,000.00	96,104.77		96,104.77	
500.5112.0082	SOCIAL SECURITY	6,498.00	6,498.00	407.09	6,090.91	0.00	6,090.91		6,090.91	
500.5130.0011	MACHINERY REPAIR LABOR	315,801.00	315,801.00	260,132.80	55,668.20	0.00	55,668.20		55,668.20	
500.5130.0012	MACHINERY REPAIR OVERTIME	8,000.00	8,000.00	3,715.43	4,284.57	0.00	4,284.57		4,284.57	
500.5130.0014	MACH REP.STAFF LONGEVITY	8,947.00	8,947.00	6,778.00	2,169.00	0.00	2,169.00		2,169.00	
500.5130.0016	CENTRAL GARAGE SERVICES	5,000.00	5,000.00	0.00	5,000.00	0.00	5,000.00		5,000.00	
500.5130.0017	STAFF CLOTHING ALLOWANCE	2,400.00	2,400.00	2,400.00	0.00	0.00	0.00		0.00	
500.5130.0018	TOOL EXP REIMBURSEMENT	1,400.00	1,400.00	1,050.00	350.00	350.00	0.00		0.00	
500.5130.0020	MACHINERY REPAIR TOOLS	11,000.00	11,000.00	9,463.63	1,536.37	250.00	1,286.37		1,286.37	

TOWN OF CARMEL
BUDGET REVISIONS SEPTEMBER-OCTOBER 2018-#2018/05

ACCOUNT #	ACCOUNT DESCRIPTION	ORIGINAL BUDGET	ADJUSTED BUDGET	YTD ACTUAL EXPENDED	YTD UNEXPENDED BALANCE	YTD ENCUMBERED	YTD AVAILABLE BALANCE	BUDGET ADJUSTMENT	NET BUDGET BALANCE	BUDGET REVISION #
500.5130.0021	HWY MACHINERY & EQUIPMENT	2,000.00	2,000.00	1,180.82	819.18	0.00	819.18		819.18	
500.5130.0040	MACHINERY REPAIR EXPENSES	475,000.00	475,000.00	422,778.39	52,221.61	57,340.00	(5,118.39)	40,000.00	34,881.61	BR#22
500.5130.0041	MACHINERY REPAIR CAPTL EX	150,000.00	250,000.00	0.00	250,000.00	0.00	250,000.00		250,000.00	
500.5130.0046	EQUIPMENT LEASES/RENTALS	28,476.00	34,376.00	27,509.34	6,866.66	6,720.00	146.66		146.66	
500.5130.0080	EMPLOYEE RETIREMENT	62,500.00	62,500.00	61,250.00	1,250.00	0.00	1,250.00		1,250.00	
500.5130.0081	MCT MOBILITY TAX	1,272.00	1,272.00	854.63	417.37	0.00	417.37		417.37	
500.5130.0082	SOCIAL SECURITY	28,000.00	28,000.00	19,239.90	8,760.10	0.00	8,760.10		8,760.10	
500.5130.0083	WORKERS COMPENSATION INS.	35,000.00	35,000.00	30,000.00	5,000.00	0.00	5,000.00		5,000.00	
500.5130.0084	HEALTH INSURANCE	114,080.00	114,080.00	103,318.60	10,761.40	0.00	10,761.40		10,761.40	
500.5130.0085	EMPLOYEE WELFARE FUND	4,200.00	4,200.00	4,200.00	0.00	0.00	0.00		0.00	
500.5140.0011	WEEDS & BRUSH LABOR	160,286.00	160,286.00	132,027.20	28,258.80	0.00	28,258.80	14,600.00	42,858.80	BR#19
500.5140.0012	WEEDS & BRUSH OVERTIME	11,500.00	36,500.00	30,951.88	5,548.12	0.00	5,548.12		5,548.12	
500.5140.0014	WEEDS & BRUSH LONGEVITY	4,879.00	4,879.00	1,762.00	3,117.00	0.00	3,117.00		3,117.00	
500.5140.0017	STAFF CLOTHING ALLOWANCES	1,200.00	1,200.00	1,200.00	0.00	0.00	0.00		0.00	
500.5140.0020	WEEDS AND BRUSH TOOLS	3,500.00	3,500.00	914.06	2,585.94	250.00	2,335.94		2,335.94	
500.5140.0040	WEEDS & BRUSH EXPENSE	5,000.00	5,000.00	0.00	5,000.00	0.00	5,000.00		5,000.00	
500.5140.0041	WEEDS & BRUSH-GAS & FUEL	25,000.00	35,000.00	27,428.70	7,571.30	2,950.00	4,621.30		4,621.30	
500.5140.0049	OTHER EXPENDITURES	3,000.00	3,000.00	994.58	2,005.42	500.00	1,505.42		1,505.42	
500.5140.0080	EMPLOYEE RETIREMENT	32,500.00	32,500.00	31,375.00	1,125.00	0.00	1,125.00		1,125.00	
500.5140.0081	MCT MOBILITY TAX	674.00	674.00	531.70	142.30	0.00	142.30		142.30	
500.5140.0082	SOCIAL SECURITY	15,500.00	15,500.00	12,434.03	3,065.97	0.00	3,065.97	1,400.00	4,465.97	BR#19
500.5140.0083	WORKERS COMPENSATION INS.	25,000.00	25,000.00	20,000.00	5,000.00	0.00	5,000.00		5,000.00	
500.5140.0084	HEALTH INSURANCE	57,040.00	57,040.00	51,659.30	5,380.70	0.00	5,380.70		5,380.70	
500.5140.0085	EMPLOYEE WELFARE FUND	2,100.00	2,100.00	2,100.00	0.00	0.00	0.00		0.00	
500.5142.0011	SNOW REMOVAL LABOR	233,273.00	233,273.00	192,158.40	41,114.60	0.00	41,114.60		41,114.60	
500.5142.0012	SNOW REMOVAL OVERTIME	300,000.00	375,000.00	289,356.08	85,643.92	0.00	85,643.92		85,643.92	
500.5142.0014	SNOW REMOVAL LONGEVITY	6,507.00	6,507.00	4,338.00	2,169.00	0.00	2,169.00		2,169.00	
500.5142.0017	STAFF CLOTHING ALLOWANCE	1,800.00	1,800.00	1,800.00	0.00	0.00	0.00		0.00	
500.5142.0040	SNOW REMOVAL RENTALS	4,200.00	4,200.00	2,856.00	1,344.00	0.00	1,344.00		1,344.00	
500.5142.0041	SNOW REMOVAL-GAS & FUEL	70,000.00	70,000.00	33,174.79	36,825.21	0.00	36,825.21		36,825.21	
500.5142.0046	CONTRACTUAL SWEEPING	40,000.00	40,000.00	0.00	40,000.00	0.00	40,000.00	(40,000.00)	0.00	BR#22
500.5142.0049	SNOW CONTROL MATERIALS	700,000.00	700,000.00	542,735.69	157,264.31	0.00	157,264.31		157,264.31	
500.5142.0080	EMPLOYEE RETIREMNT	90,000.00	90,000.00	89,000.00	1,000.00	0.00	1,000.00		1,000.00	
500.5142.0081	MCT MOBILITY TAX	1,770.00	1,770.00	1,482.81	287.19	0.00	287.19		287.19	
500.5142.0082	SOCIAL SECURITY	50,000.00	50,000.00	35,417.55	14,582.45	0.00	14,582.45		14,582.45	
500.5142.0083	WORKERS COMPENSATION INS.	35,000.00	35,000.00	30,000.00	5,000.00	0.00	5,000.00		5,000.00	
500.5142.0084	HEALTH INSURANCE	69,510.00	69,510.00	62,824.08	6,685.92	0.00	6,685.92		6,685.92	
500.5142.0085	EMPLOYEE WELFARE FUND	3,150.00	3,150.00	3,150.00	0.00	0.00	0.00		0.00	
500.5148.0011	SERVICES OTHER GOVT LABOR	1,000.00	1,000.00	0.00	1,000.00	0.00	1,000.00		1,000.00	
500.5148.0040	SERVICE FOR OTHER GOVTS	2,000.00	2,000.00	8,076.88	(6,076.88)	0.00	(6,076.88)	6,077.00	0.12	BR#20
500.9901.0099	TRANSFER TO DEBT SERV FD	1,200,000.00	1,200,000.00	1,200,000.00	0.00	0.00	0.00		0.00	
GARBAGE DISTRICTS										
571.8160.0010	PERSONAL SERVS	15,000.00	15,000.00	0.00	15,000.00	0.00	15,000.00		15,000.00	
571.8160.0045	GARBAGE CONTRACT	2,440,000.00	2,440,000.00	1,799,583.57	640,416.43	0.00	640,416.43		640,416.43	
572.8160.0010	PERSONAL SERVS	5,000.00	5,000.00	0.00	5,000.00	0.00	5,000.00		5,000.00	
572.8160.0045	GARBAGE CONTRACT	260,000.00	260,000.00	189,673.38	70,326.62	0.00	70,326.62		70,326.62	
WATER DISTRICTS										
601.8310.0013	TEMPORARY LABOR	400.00	400.00	400.00	0.00	0.00	0.00		0.00	
601.8310.0020	EQUIPMENT METERS	1,500.00	1,500.00	0.00	1,500.00	0.00	1,500.00		1,500.00	
601.8310.0040	CONTRACTUAL REPAIRS	15,000.00	15,000.00	838.98	14,161.02	61.71	14,099.31		14,099.31	
601.8310.0041	CHEMICAL EXPENSE	1,472.00	1,472.00	909.12	562.88	29.61	533.27		533.27	
601.8310.0043	INSURANCE EXPENDITURES	700.00	700.00	500.00	200.00	0.00	200.00		200.00	
601.8310.0044	ENGINEERING SERVICES	3,420.00	3,420.00	3,200.00	220.00	0.00	220.00		220.00	
601.8310.0047	EMERGENCY REPAIRS	22,300.00	23,333.53	9,075.58	14,257.95	0.00	14,257.95		14,257.95	
601.8310.0048	OTHR.OPERATING EXPENSES	2,006.00	2,006.00	187.28	1,818.72	36.24	1,782.48		1,782.48	
601.8310.0049	SERVICES-OTHR.DEPTS/GOVTS	12,500.00	12,500.00	7,957.82	4,542.18	0.00	4,542.18		4,542.18	

TOWN OF CARMEL
BUDGET REVISIONS SEPTEMBER-OCTOBER 2018-#2018/05

ACCOUNT #	ACCOUNT DESCRIPTION	ORIGINAL BUDGET	ADJUSTED BUDGET	YTD ACTUAL EXPENDED	YTD UNEXPENDED BALANCE	YTD ENCUMBERED	YTD AVAILABLE BALANCE	BUDGET ADJUSTMENT	NET BUDGET BALANCE	BUDGET REVISION #
601.8310.0099	REPAIR RESERVE FUND	12,400.00	12,400.00	0.00	12,400.00	0.00	12,400.00		12,400.00	
601.9901.0099	TRANSFER TO OTHER FUNDS	21,500.00	21,500.00	21,500.00	0.00	0.00	0.00		0.00	
601.9902.0099	TRANSFER TO DEBT FUND	2,000.00	2,000.00	2,000.00	0.00	0.00	0.00		0.00	
602.8310.0013	TEMPORARY LABOR	3,000.00	3,000.00	3,000.00	0.00	0.00	0.00		0.00	
602.8310.0020	EQUIPMENT-METERS	10,000.00	10,000.00	4,900.00	5,100.00	0.00	5,100.00		5,100.00	
602.8310.0040	CONTRACTUAL REPAIRS	95,000.00	97,070.00	59,303.11	37,766.89	8,098.32	29,668.57		29,668.57	
602.8310.0041	CHEMICAL EXPENSES	80,000.00	80,000.00	36,448.87	43,551.13	2,641.85	40,909.28	(22,000.00)	18,909.28	BR#26
602.8310.0042	UTILITIES EXPENSES	110,000.00	110,000.00	74,270.72	35,729.28	1,589.73	34,139.55		34,139.55	
602.8310.0043	INSURANCE EXPENDITURES	12,000.00	12,000.00	10,000.00	2,000.00	0.00	2,000.00		2,000.00	
602.8310.0044	ENGINEERING SERVICES	39,900.00	240,000.00	36,300.00	203,700.00	33,100.00	170,600.00		170,600.00	
602.8310.0045	OPER.& MAINT.CONTRACT	240,842.00	240,842.00	198,752.40	42,089.60	0.00	42,089.60		42,089.60	
602.8310.0046	PURCHASE OF WATER	815,000.00	851,216.92	266,160.92	585,056.00	0.00	585,056.00		585,056.00	
602.8310.0047	EMERGENCY REPAIRS	130,000.00	155,000.00	162,707.65	(7,707.65)	855.00	(8,562.65)	25,000.00	16,437.35	BR#26
602.8310.0048	OTHER OPERATING EXPENSES	86,258.00	86,258.00	15,176.75	71,081.25	964.06	70,117.19		70,117.19	
602.8310.0049	SERVICES-OTHR.DEPTS/GOVTS	185,000.00	185,000.00	179,076.73	5,923.27	0.00	5,923.27		5,923.27	
602.8310.0090	CONTINGENCY	60,000.00	35,000.00	0.00	35,000.00	0.00	35,000.00		35,000.00	
602.8310.0099	REPAIR RESERVE FUND	70,000.00	3,000.00	0.00	3,000.00	0.00	3,000.00	(3,000.00)	0.00	BR#26
602.9901.0099	TRANS TO DEBT SERVICE FD	53,000.00	53,000.00	53,000.00	0.00	0.00	0.00		0.00	
603.8310.0013	TEMPORARY LABOR	500.00	500.00	500.00	0.00	0.00	0.00		0.00	
603.8310.0020	EQUIPMENT	4,000.00	14,000.00	7,147.79	6,852.21	0.00	6,852.21		6,852.21	
603.8310.0040	CONTRACTUAL REPAIRS	35,000.00	25,245.03	5,835.00	19,410.03	0.03	19,410.00		19,410.00	
603.8310.0041	CHEMICAL EXPENSES	2,500.00	2,500.00	601.20	1,898.80	207.20	1,691.60		1,691.60	
603.8310.0042	UTILITIES EXPENSES	18,500.00	18,500.00	9,496.48	9,003.52	0.00	9,003.52		9,003.52	
603.8310.0043	INSURANCE EXPENDITURES	2,200.00	2,200.00	2,000.00	200.00	0.00	200.00		200.00	
603.8310.0044	ENGINEERING SERVICES	13,680.00	13,680.00	12,800.00	880.00	0.00	880.00		880.00	
603.8310.0045	OPER.& MAINT.CONTRACT	34,012.00	34,012.00	28,066.90	5,945.10	0.00	5,945.10		5,945.10	
603.8310.0046	PURCHASE OF WATER	6,000.00	6,000.00	0.00	6,000.00	0.00	6,000.00		6,000.00	
603.8310.0047	EMERGENCY REPAIRS	40,000.00	40,220.00	30,025.80	10,194.20	510.00	9,684.20		9,684.20	
603.8310.0048	OTHR.OPERATING EXPENSES	8,710.00	8,710.00	4,283.28	4,426.72	517.00	3,909.72		3,909.72	
603.8310.0049	SERVICES-OTHR.DEPTS/GOVTS	19,500.00	19,500.00	17,373.39	2,126.61	0.00	2,126.61		2,126.61	
603.8310.0099	REPAIR RESERVE FUND	10,250.00	10,250.00	0.00	10,250.00	0.00	10,250.00		10,250.00	
603.9901.0099	TRANS TO DEBT SERVICE FD.	12,660.00	12,660.00	12,660.00	0.00	0.00	0.00		0.00	
604.8310.0013	TEMPORARY LABOR	500.00	500.00	500.00	0.00	0.00	0.00		0.00	
604.8310.0020	EQUIPMENT	2,500.00	2,500.00	0.00	2,500.00	0.00	2,500.00		2,500.00	
604.8310.0040	CONTRACTUAL REPAIRS	10,500.00	10,760.00	7,039.67	3,720.33	325.00	3,395.33		3,395.33	
604.8310.0041	CHEMICAL EXPENSES	1,500.00	1,500.00	0.00	1,500.00	0.00	1,500.00		1,500.00	
604.8310.0042	UTILITIES EXPENSES	9,147.00	9,147.00	5,318.42	3,828.58	0.00	3,828.58		3,828.58	
604.8310.0043	INSURANCE EXPENDITURES	2,200.00	2,200.00	2,000.00	200.00	0.00	200.00		200.00	
604.8310.0044	ENGINEERING SERVICES	2,850.00	2,850.00	2,700.00	150.00	0.00	150.00		150.00	
604.8310.0045	OPERATION & MAINT CONTRACT	18,913.00	18,913.00	15,760.70	3,152.30	0.00	3,152.30		3,152.30	
604.8310.0046	PURCHASE OF WATER	500.00	500.00	0.00	500.00	0.00	500.00		500.00	
604.8310.0047	EMERGENCY REPAIRS	58,000.00	58,000.00	35,019.94	22,980.06	0.00	22,980.06		22,980.06	
604.8310.0048	OTHER OPERATING EXPENSES	3,879.00	3,879.00	2,157.85	1,721.15	257.47	1,463.68		1,463.68	
604.8310.0049	SERVICES-OTHR.DEPTS/GOVTS	15,000.00	15,000.00	12,688.50	2,311.50	0.00	2,311.50		2,311.50	
604.8310.0086	RETIRES HEALTH INSURANCE	7,000.00	7,000.00	6,940.00	60.00	0.00	60.00		60.00	
604.8310.0099	REPAIR RESERVE FUND	12,500.00	12,500.00	0.00	12,500.00	0.00	12,500.00		12,500.00	
604.9901.0099	TRANSFER TO DEBT SERVICE	27,930.00	27,930.00	27,930.00	0.00	0.00	0.00		0.00	
605.8310.0013	TEMPORARY LABOR	500.00	500.00	500.00	0.00	0.00	0.00		0.00	
605.8310.0020	EQUIPMENT	3,000.00	3,000.00	0.00	3,000.00	0.00	3,000.00		3,000.00	
605.8310.0040	CONTRACTUAL REPAIRS	3,000.00	3,220.00	2,390.00	830.00	0.00	830.00		830.00	
605.8310.0041	CHEMICAL EXPENSES	500.00	500.00	0.00	500.00	0.00	500.00		500.00	
605.8310.0042	UTILITIES EXPENSES	6,200.00	6,200.00	3,286.59	2,913.41	0.00	2,913.41		2,913.41	
605.8310.0043	INSURANCE EXPENDITURES	800.00	800.00	600.00	200.00	0.00	200.00		200.00	
605.8310.0044	ENGINEERING SERVICES	1,710.00	1,710.00	1,600.00	110.00	0.00	110.00		110.00	
605.8310.0045	OPER.& MAINT.CONTRACT	11,296.00	11,296.00	9,412.90	1,883.10	0.00	1,883.10		1,883.10	
605.8310.0047	EMERGENCY REPAIRS	8,000.00	8,000.00	7,162.70	837.30	0.00	837.30		837.30	

TOWN OF CARMEL
BUDGET REVISIONS SEPTEMBER-OCTOBER 2018-#2018/05

ACCOUNT #	ACCOUNT DESCRIPTION	ORIGINAL BUDGET	ADJUSTED BUDGET	YTD ACTUAL EXPENDED	YTD UNEXPENDED BALANCE	YTD ENCUMBERED	YTD AVAILABLE BALANCE	BUDGET ADJUSTMENT	NET BUDGET BALANCE	BUDGET REVISION #
605.8310.0048	OTHR.OPERATING EXPENSES	2,374.00	2,374.00	1,623.35	750.65	33.12	717.53		717.53	
605.8310.0049	SERVICES-OTHR.DEPTS/GOVTS	5,800.00	5,800.00	4,076.53	1,723.47	0.00	1,723.47		1,723.47	
605.8310.0099	REPAIR RESERVE FUND	5,000.00	5,000.00	0.00	5,000.00	0.00	5,000.00		5,000.00	
605.9901.0099	TRANSFER TO DEBT FUND	5,500.00	5,500.00	5,500.00	0.00	0.00	0.00		0.00	
606.8310.0013	TEMPORARY LABOR	500.00	500.00	500.00	0.00	0.00	0.00		0.00	
606.8310.0020	EQUIPMENT	1,000.00	1,000.00	0.00	1,000.00	0.00	1,000.00		1,000.00	
606.8310.0040	CONTRACTUAL REPAIRS	11,300.00	11,550.00	1,662.60	9,887.40	670.80	9,216.60		9,216.60	
606.8310.0041	CHEMICAL EXPENSES	700.00	700.00	0.00	700.00	0.00	700.00		700.00	
606.8310.0042	UTILITIES EXPENSES	12,500.00	12,500.00	8,906.45	3,593.55	0.00	3,593.55		3,593.55	
606.8310.0043	INSURANCE EXPENDITURES	1,500.00	1,500.00	1,300.00	200.00	0.00	200.00		200.00	
606.8310.0044	ENGINEERING SERVICES	3,420.00	3,420.00	3,200.00	220.00	0.00	220.00		220.00	
606.8310.0045	OPER.& MAINT.CONTRACT	17,949.00	17,949.00	14,956.70	2,992.30	0.00	2,992.30		2,992.30	
606.8310.0047	EMERGENCY REPAIRS	15,000.00	15,000.00	4,557.18	10,442.82	0.00	10,442.82		10,442.82	
606.8310.0048	OTHR.OPERATING EXPENSES	3,971.00	3,971.00	3,130.21	840.79	196.24	644.55		644.55	
606.8310.0049	SERVICES-OTHR.DEPTS/GOVTS	8,800.00	8,800.00	7,294.62	1,505.38	0.00	1,505.38		1,505.38	
606.8310.0099	REPAIR RESERVE FUND	5,000.00	5,000.00	0.00	5,000.00	0.00	5,000.00		5,000.00	
606.9901.0099	TRANSFER TO DEBT FUND	20,650.00	20,650.00	20,650.00	0.00	0.00	0.00		0.00	
607.8310.0013	TEMPORARY LABOR	500.00	500.00	500.00	0.00	0.00	0.00		0.00	
607.8310.0020	EQUIPMENT	500.00	3,500.00	3,390.00	110.00	0.00	110.00		110.00	
607.8310.0040	CONTRACTUAL REPAIRS	8,800.00	6,050.00	1,557.60	4,492.40	0.00	4,492.40		4,492.40	
607.8310.0041	CHEMICAL EXPENSES	300.00	300.00	0.00	300.00	0.00	300.00		300.00	
607.8310.0042	UTILITIES EXPENSES	10,900.00	10,900.00	8,267.94	2,632.06	0.00	2,632.06		2,632.06	
607.8310.0043	INSURANCE EXPENDITURES	1,200.00	1,200.00	1,000.00	200.00	0.00	200.00		200.00	
607.8310.0044	ENGINEERING SERVICES	2,280.00	2,280.00	2,150.00	130.00	0.00	130.00		130.00	
607.8310.0045	OPER.& MAINT.CONTRACT	15,048.00	15,048.00	12,539.60	2,508.40	0.00	2,508.40		2,508.40	
607.8310.0046	PURCHASE OF WATER	500.00	500.00	0.00	500.00	0.00	500.00		500.00	
607.8310.0047	EMERGENCY REPAIRS	15,000.00	15,000.00	7,505.18	7,494.82	0.00	7,494.82		7,494.82	
607.8310.0048	OTHER OPERATING EXPENSES	3,025.00	3,025.00	2,491.03	533.97	213.36	320.61		320.61	
607.8310.0049	SERVICES-OTHR.DEPTS/GOVTS	8,761.00	8,761.00	6,670.15	2,090.85	0.00	2,090.85		2,090.85	
607.8310.0099	REPAIR RESERVE FUND	6,000.00	6,000.00	0.00	6,000.00	0.00	6,000.00		6,000.00	
607.9901.0099	TRANSFER TO DEBT FUND	12,170.00	12,170.00	12,170.00	0.00	0.00	0.00		0.00	
608.8310.0013	TEMPORARY LABOR	1,000.00	1,000.00	1,000.00	0.00	0.00	0.00		0.00	
608.8310.0020	EQUIPMENT	2,500.00	30,840.00	28,340.00	2,500.00	0.00	2,500.00	10,000.00	12,500.00	BR#25
608.8310.0040	CONTRACTUAL REPAIRS	50,000.00	24,522.00	8,195.26	16,326.74	717.42	15,609.32		15,609.32	
608.8310.0041	CHEMICAL EXPENSES	10,000.00	10,000.00	5,780.69	4,219.31	188.31	4,031.00		4,031.00	
608.8310.0042	UTILITIES EXPENSES	35,000.00	35,000.00	27,457.52	7,542.48	0.00	7,542.48		7,542.48	
608.8310.0043	INSURANCE EXPENDITURES	6,500.00	6,500.00	6,200.00	300.00	0.00	300.00		300.00	
608.8310.0044	ENGINEERING SERVICES	22,800.00	22,800.00	20,300.00	2,500.00	0.00	2,500.00		2,500.00	
608.8310.0045	OPER.& MAINT.CONTRACT	180,877.00	180,877.00	150,730.30	30,146.70	0.00	30,146.70		30,146.70	
608.8310.0046	PURCHASE OF WATER	1,000.00	1,000.00	0.00	1,000.00	0.00	1,000.00		1,000.00	
608.8310.0047	EMERGENCY REPAIRS	50,000.00	61,636.89	46,926.06	14,710.83	1,120.00	13,590.83		13,590.83	
608.8310.0048	OTHER OPERATING EXPENSES	8,872.00	8,872.00	5,579.84	3,292.16	215.61	3,076.55		3,076.55	
608.8310.0049	SERVICES-OTHR.DEPTS/GOVTS	52,300.00	52,300.00	46,311.41	5,988.59	0.00	5,988.59		5,988.59	
608.8310.0090	CONTINGENCY	14,500.00	14,500.00	0.00	14,500.00	0.00	14,500.00		14,500.00	
608.8310.0099	REPAIR RESERVE FUND	31,000.00	31,000.00	0.00	31,000.00	0.00	31,000.00	(10,000.00)	21,000.00	BR#25
608.9901.0099	TRANSFER TO DEBT FUND	158,000.00	158,000.00	158,000.00	0.00	0.00	0.00		0.00	
609.8310.0013	TEMPORARY LABOR	300.00	300.00	300.00	0.00	0.00	0.00		0.00	
609.8310.0020	EQUIPMENT	1,000.00	20,836.00	19,310.00	1,526.00	0.00	1,526.00		1,526.00	
609.8310.0040	CONTRACTUAL REPAIRS	10,500.00	10,730.00	3,529.93	7,200.07	0.00	7,200.07		7,200.07	
609.8310.0041	CHEMICAL EXPENSES	700.00	700.00	0.00	700.00	0.00	700.00		700.00	
609.8310.0042	UTILITIES EXPENSES	10,500.00	10,500.00	8,531.28	1,968.72	0.00	1,968.72		1,968.72	
609.8310.0043	INSURANCE EXPENDITURES	2,000.00	2,000.00	1,700.00	300.00	0.00	300.00		300.00	
609.8310.0044	ENGINEERING SERVICES	3,420.00	3,420.00	3,200.00	220.00	0.00	220.00		220.00	
609.8310.0045	OPER.& MAINT.CONTRACT	11,575.00	11,575.00	9,645.90	1,929.10	0.00	1,929.10		1,929.10	
609.8310.0047	EMERGENCY REPAIRS	35,000.00	56,480.28	46,265.71	10,214.57	0.00	10,214.57		10,214.57	
609.8310.0048	OTHER OPERATING EXPENSES	5,717.00	5,717.00	4,853.47	863.53	303.47	560.06		560.06	

TOWN OF CARMEL
BUDGET REVISIONS SEPTEMBER-OCTOBER 2018-#2018/05

ACCOUNT #	ACCOUNT DESCRIPTION	ORIGINAL BUDGET	ADJUSTED BUDGET	YTD ACTUAL EXPENDED	YTD UNEXPENDED BALANCE	YTD ENCUMBERED	YTD AVAILABLE BALANCE	BUDGET ADJUSTMENT	NET BUDGET BALANCE	BUDGET REVISION #
609.8310.0049	SERVICES-OTHR.DEPTS/GOVTS	15,800.00	15,800.00	10,494.37	5,305.63	0.00	5,305.63		5,305.63	
609.8310.0090	CONTINGENCY	5,000.00	0.00	0.00	0.00	0.00	0.00		0.00	
609.8310.0099	REPAIR RESERVE FUND	12,900.00	0.00	0.00	0.00	0.00	0.00		0.00	
609.9901.0099	TRANSFER TO DEBT FUND	61,710.00	61,710.00	61,710.00	0.00	0.00	0.00		0.00	
610.8310.0013	TEMPORARY LABOR	300.00	300.00	300.00	0.00	0.00	0.00		0.00	
610.8310.0020	EQUIPMENT	1,500.00	1,500.00	2,465.51	(965.51)	0.00	(965.51)	5,200.00	4,234.49	BR#25&BR#27
610.8310.0040	CONTRACTUAL REPAIRS	11,500.00	10,850.00	4,482.58	6,367.42	6,134.81	232.61	7,300.00	7,532.61	BR#25&BR#27
610.8310.0041	CHEMICAL EXPENSE	3,120.00	3,120.00	1,926.90	1,193.10	62.77	1,130.33		1,130.33	
610.8310.0042	UTILITIES EXPENSES	4,200.00	4,200.00	3,378.39	821.61	0.00	821.61		821.61	
610.8310.0043	INSURANCE EXPENDITURES	2,000.00	2,000.00	1,700.00	300.00	0.00	300.00		300.00	
610.8310.0044	ENGINEERING SERVICES	2,850.00	2,850.00	2,700.00	150.00	0.00	150.00		150.00	
610.8310.0047	EMERGENCY REPAIRS	26,500.00	28,690.63	39,428.50	(10,737.87)	640.00	(11,377.87)	15,500.00	4,122.13	BR#25&BR#27
610.8310.0048	OTHER OPERATING EXPENSES	1,585.00	1,585.00	948.81	636.19	54.36	581.83		581.83	
610.8310.0049	SERVICES-OTHR.DEPTS/GOVTS	12,900.00	12,900.00	10,590.23	2,309.77	0.00	2,309.77	(2,000.00)	309.77	BR#27
610.8310.0090	CONTINGENCY	8,000.00	8,000.00	0.00	8,000.00	0.00	8,000.00	(8,000.00)	0.00	BR#27
610.8310.0099	REPAIR RESERVE FUND	8,000.00	8,000.00	0.00	8,000.00	0.00	8,000.00	(8,000.00)	0.00	BR#27
610.9901.0099	TRANSFER TO DEBT FUND	28,250.00	28,250.00	28,250.00	0.00	0.00	0.00		0.00	
610.9902.0099	TRANSFER TO OTHER FUND	38,500.00	38,500.00	38,500.00	0.00	0.00	0.00		0.00	
610.9903.0099	TRANSFER TO CWD 8 DEBT	3,120.00	3,120.00	3,120.00	0.00	0.00	0.00		0.00	
612.8310.0013	TEMPORARY LABOR	300.00	300.00	300.00	0.00	0.00	0.00		0.00	
612.8310.0020	EQUIPMENT	1,000.00	18,523.00	12,399.00	6,124.00	0.00	6,124.00	(5,000.00)	1,124.00	BR#28
612.8310.0040	CONTRACTUAL REPAIRS	35,000.00	20,460.00	14,024.73	6,435.27	0.00	6,435.27	(2,500.00)	3,935.27	BR#28
612.8310.0041	CHEMICAL EXPENSES	4,000.00	4,000.00	601.20	3,398.80	207.20	3,191.60	(2,500.00)	691.60	BR#28
612.8310.0042	UTILITIES EXPENSES	18,500.00	18,500.00	10,105.33	8,394.67	0.00	8,394.67		8,394.67	
612.8310.0043	INSURANCE EXPENDITURES	1,200.00	1,200.00	1,000.00	200.00	0.00	200.00		200.00	
612.8310.0044	ENGINEERING SERVICES	5,700.00	5,700.00	4,500.00	1,200.00	0.00	1,200.00		1,200.00	
612.8310.0045	OPER. & MAINT.CONTRACT	10,114.00	10,114.00	8,409.70	1,704.30	0.00	1,704.30		1,704.30	
612.8310.0046	PURCHASE OF WATER	6,000.00	6,000.00	2,112.50	3,887.50	0.00	3,887.50	(1,500.00)	2,387.50	BR#28
612.8310.0047	EMERGENCY REPAIRS	35,000.00	45,835.00	52,023.54	(6,188.54)	2,375.00	(8,563.54)	14,000.00	5,436.46	BR#28
612.8310.0048	OTHER OPERATING EXPENSES	6,510.00	6,510.00	1,821.36	4,688.64	54.36	4,634.28		4,634.28	
612.8310.0049	SERVICES-OTHR.DEPTS/GOVTS	14,500.00	14,500.00	12,320.61	2,179.39	0.00	2,179.39		2,179.39	
612.8310.0099	REPAIR RESERVE FUND	9,500.00	2,500.00	0.00	2,500.00	0.00	2,500.00	(2,500.00)	0.00	BR#28
612.9901.0099	TRANSFER TO DEBT FUND 887	4,130.00	4,130.00	4,130.00	0.00	0.00	0.00		0.00	
613.8310.0013	TEMPORARY LABOR	500.00	500.00	500.00	0.00	0.00	0.00		0.00	
613.8310.0020	EQUIPMENT	2,000.00	2,000.00	1,618.49	381.51	0.00	381.51	2,500.00	2,881.51	BR#25
613.8310.0040	CONTRACTUAL REPAIRS	7,500.00	4,500.00	705.31	3,794.69	85.86	3,708.83		3,708.83	
613.8310.0041	CHEMICAL EXPENSE	2,048.00	2,048.00	1,264.83	783.17	41.20	741.97		741.97	
613.8310.0043	INSURANCE EXPENDITURES	1,200.00	1,200.00	1,000.00	200.00	0.00	200.00		200.00	
613.8310.0044	ENGINEERING SERVICES	1,710.00	1,710.00	1,600.00	110.00	0.00	110.00		110.00	
613.8310.0047	EMERGENCY REPAIRS	5,000.00	10,937.95	8,119.95	2,818.00	0.00	2,818.00		2,818.00	
613.8310.0048	OTHER OPERATING EXPENSES	350.00	1,350.00	691.07	658.93	36.24	622.69		622.69	
613.8310.0049	SERVICES-OTHR.DEPTS/GOVTS	7,017.00	7,017.00	5,873.57	1,143.43	0.00	1,143.43		1,143.43	
613.8310.0099	REPAIR RESERVE FUND	7,500.00	5,000.00	0.00	5,000.00	0.00	5,000.00	(2,500.00)	2,500.00	BR#25
613.9901.0099	TRANS TO DEBT SERVICE FD	62,420.00	62,420.00	62,420.00	0.00	0.00	0.00		0.00	
613.9902.0099	TRANS TO CWD #8	23,500.00	23,500.00	23,500.00	0.00	0.00	0.00		0.00	
613.9903.0099	CWD 8 DEBT FUND	2,850.00	2,850.00	2,850.00	0.00	0.00	0.00		0.00	
613.9904.0099	CWD10 DEBT FUND	2,150.00	2,150.00	2,150.00	0.00	0.00	0.00		0.00	
614.8310.0013	TEMPORARY LABOR	150.00	150.00	150.00	0.00	0.00	0.00		0.00	
614.8310.0020	EQUIPMENT	1,000.00	1,000.00	0.00	1,000.00	0.00	1,000.00		1,000.00	
614.8310.0040	CONTRACTUAL REPAIRS	10,000.00	10,220.00	1,516.26	8,703.74	0.00	8,703.74		8,703.74	
614.8310.0041	CHEMICAL EXPENSES	350.00	350.00	0.00	350.00	0.00	350.00		350.00	
614.8310.0042	UTILITIES EXPENSES	7,000.00	7,000.00	3,545.91	3,454.09	0.00	3,454.09		3,454.09	
614.8310.0043	INSURANCE EXPENDITURES	1,300.00	1,300.00	1,200.00	100.00	0.00	100.00		100.00	
614.8310.0044	ENGINEERING SERVICES	1,710.00	1,710.00	1,600.00	110.00	0.00	110.00		110.00	
614.8310.0045	OPER. & MAINT.CONTRACT	18,800.00	18,800.00	15,666.30	3,133.70	0.00	3,133.70		3,133.70	
614.8310.0047	EMERGENCY REPAIRS	18,000.00	18,000.00	15,224.66	2,775.34	0.00	2,775.34		2,775.34	

TOWN OF CARMEL
BUDGET REVISIONS SEPTEMBER-OCTOBER 2018-#2018/05

ACCOUNT #	ACCOUNT DESCRIPTION	ORIGINAL BUDGET	ADJUSTED BUDGET	YTD ACTUAL EXPENDED	YTD UNEXPENDED BALANCE	YTD ENCUMBERED	YTD AVAILABLE BALANCE	BUDGET ADJUSTMENT	NET BUDGET BALANCE	BUDGET REVISION #
614.8310.0048	OTHER OPERATING EXPENSES	1,960.00	1,960.00	1,449.03	510.97	216.47	294.50		294.50	
614.8310.0049	SERVICES-OTHR.DEPTS/GOVTS	7,500.00	7,500.00	6,349.65	1,150.35	0.00	1,150.35		1,150.35	
614.8310.0099	REPAIR RESERVE FUND	7,210.00	7,210.00	0.00	7,210.00	0.00	7,210.00		7,210.00	
614.9901.0099	TRANS TO DEBT SERVICE FD	15,120.00	15,120.00	15,120.00	0.00	0.00	0.00		0.00	
622.8310.0040	CONTRACTUAL REPAIRS	3,000.00	3,000.00	0.00	3,000.00	0.00	3,000.00		3,000.00	
622.8310.0043	INSURANCE EXPENDITURES	1,500.00	1,500.00	1,300.00	200.00	0.00	200.00		200.00	
622.8310.0044	ENGINEERING SERVICES	3,420.00	3,420.00	3,200.00	220.00	0.00	220.00		220.00	
622.8310.0047	EMERGENCY REPAIRS	5,000.00	5,000.00	956.00	4,044.00	0.00	4,044.00		4,044.00	
622.8310.0048	OTHER OPERATING EXPENSES	340.00	340.00	123.58	216.42	18.10	198.32		198.32	
622.8310.0049	SERVICES-OTHR.DEPTS/GOVTS	25,500.00	25,500.00	24,966.79	533.21	0.00	533.21		533.21	
622.8310.0099	REPAIR RESERVE FUND	4,000.00	4,000.00	0.00	4,000.00	0.00	4,000.00		4,000.00	
622.9901.0099	TRANS TO CWD#2-O & M FD	226,871.00	226,871.00	226,871.00	0.00	0.00	0.00		0.00	
622.9902.0099	TRANSFER TO CWD#2-DEBT FD	13,600.00	13,600.00	13,600.00	0.00	0.00	0.00		0.00	
SEWER DISTRICTS										
701.8130.0013	TEMPORARY LABOR	500.00	500.00	500.00	0.00	0.00	0.00		0.00	
701.8130.0020	EQUIPMENT	1,000.00	1,000.00	0.00	1,000.00	0.00	1,000.00		1,000.00	
701.8130.0040	CONTRACTUAL REPAIRS	12,660.00	12,970.00	2,852.26	10,117.74	340.00	9,777.74	(1,000.00)	8,777.74	BR#29
701.8130.0042	UTILITIES EXPENSES	1,500.00	1,500.00	1,537.42	(37.42)	0.00	(37.42)	1,000.00	962.58	BR#29
701.8130.0043	INSURANCE EXPENDITURES	750.00	750.00	500.00	250.00	0.00	250.00		250.00	
701.8130.0044	ENGINEERING SERVICES	2,850.00	2,850.00	2,700.00	150.00	0.00	150.00		150.00	
701.8130.0045	OPER & MAINT CONTRACT	8,458.00	8,458.00	6,979.20	1,478.80	0.00	1,478.80		1,478.80	
701.8130.0048	OTHR.OPERATING EXPENSES	1,528.00	1,528.00	713.03	814.97	0.00	814.97		814.97	
701.8130.0049	SERVICES-OTHR.DEPTS/GOVTS	5,900.00	5,900.00	3,908.48	1,991.52	0.00	1,991.52		1,991.52	
701.8130.0099	REPAIR RESERVE APPROP	19,500.00	19,500.00	0.00	19,500.00	0.00	19,500.00		19,500.00	
702.8130.0013	TEMPORARY LABOR	2,000.00	2,000.00	2,000.00	0.00	0.00	0.00		0.00	
702.8130.0020	EQUIPMENT	35,000.00	35,000.00	0.00	35,000.00	0.00	35,000.00		35,000.00	
702.8130.0040	CONTRACTUAL REPAIRS	130,000.00	157,840.65	120,809.01	37,031.64	20,902.42	16,129.22		16,129.22	
702.8130.0041	CHEMICAL EXPENSES	5,000.00	1,000.00	0.00	1,000.00	0.00	1,000.00		1,000.00	
702.8130.0042	UTILITIES EXPENSES	228,800.00	228,800.00	164,830.43	63,969.57	0.00	63,969.57		63,969.57	
702.8130.0043	INSURANCE EXPENDITURE	36,500.00	36,500.00	34,829.00	1,671.00	0.00	1,671.00		1,671.00	
702.8130.0044	ENGINEERING SERVICES	65,250.00	65,250.00	58,150.00	7,100.00	0.00	7,100.00		7,100.00	
702.8130.0045	OPERATION & MAIN CONTRACT	391,940.00	391,940.00	323,444.10	68,495.90	0.00	68,495.90		68,495.90	
702.8130.0046	PURCHASE OF WATER	100.00	100.00	85.78	14.22	0.00	14.22		14.22	
702.8130.0047	WASTE DISP/SLUDGE HAULING	400,000.00	426,039.10	278,184.75	147,854.35	0.00	147,854.35		147,854.35	
702.8130.0048	OTHER OPERATING EXPENSES	30,000.00	30,000.00	17,193.16	12,806.84	927.00	11,879.84		11,879.84	
702.8130.0049	SERVICES-OTHR.DEPTS/GOVTS	164,702.00	164,702.00	157,526.56	7,175.44	0.00	7,175.44		7,175.44	
702.8130.0090	CONTINGENCY	50,000.00	50,000.00	0.00	50,000.00	0.00	50,000.00		50,000.00	
702.8130.0099	REPAIR RESERVE FUND	85,000.00	85,000.00	0.00	85,000.00	0.00	85,000.00	(30,000.00)	55,000.00	BR#30
702.8130.0140	MICRO-CONTRACTUAL REPAIRS	220,500.00	119,800.00	62,786.68	57,013.32	1,800.00	55,213.32		55,213.32	
702.8130.0141	MICRO-CHEMICAL EXPENSES	65,000.00	69,000.00	72,634.25	(3,634.25)	5,401.82	(9,036.07)	30,000.00	20,963.93	BR#30
702.8130.0142	MICRO-UTILITIES EXPENSE	15,466.00	15,466.00	3,823.48	11,642.52	0.00	11,642.52		11,642.52	
702.8130.0145	MICRO-OPER & MAINT CONTRACT	0.00	131,040.00	98,280.00	32,760.00	0.00	32,760.00		32,760.00	
703.8130.0013	TEMPORARY LABOR	200.00	200.00	200.00	0.00	0.00	0.00		0.00	
703.8130.0040	CONTRACTUAL REPAIRS	2,200.00	2,200.00	2,025.00	175.00	270.00	(95.00)	1,500.00	1,405.00	BR#31
703.8130.0042	UTILITIES EXPENSES	2,390.00	2,390.00	718.93	1,671.07	0.00	1,671.07		1,671.07	
703.8130.0043	INSURANCE EXPENDITURES	120.00	120.00	100.00	20.00	0.00	20.00		20.00	
703.8130.0044	ENGINEERING SERVICES	1,710.00	1,710.00	1,600.00	110.00	0.00	110.00		110.00	
703.8130.0048	OTHER OPERATING EXPENSES	100.00	100.00	0.00	100.00	0.00	100.00		100.00	
703.8130.0049	SERVICES-OTHR.DEPTS/GOVTS	1,500.00	1,500.00	873.20	626.80	0.00	626.80		626.80	
703.8130.0099	REPAIR RESERVE FUND	3,900.00	3,900.00	0.00	3,900.00	0.00	3,900.00	(1,500.00)	2,400.00	BR#31
704.8130.0013	TEMPORARY LABOR	1,000.00	1,000.00	1,000.00	0.00	0.00	0.00		0.00	
704.8130.0020	EQUIPMENT	12,300.00	37,300.00	17,995.00	19,305.00	0.00	19,305.00		19,305.00	
704.8130.0040	CONTRACTUAL REPAIRS	30,000.00	32,010.00	18,051.89	13,958.11	11,790.00	2,168.11		2,168.11	
704.8130.0041	CHEMICAL EXPENSES	3,000.00	3,000.00	0.00	3,000.00	0.00	3,000.00		3,000.00	
704.8130.0042	UTILITIES EXPENSES	65,000.00	65,000.00	40,530.92	24,469.08	0.00	24,469.08		24,469.08	
704.8130.0043	INSURANCE EXPENDITURES	4,500.00	4,500.00	4,200.00	300.00	0.00	300.00		300.00	

TOWN OF CARMEL
BUDGET REVISIONS SEPTEMBER-OCTOBER 2018-#2018/05

ACCOUNT #	ACCOUNT DESCRIPTION	ORIGINAL BUDGET	ADJUSTED BUDGET	YTD ACTUAL EXPENDED	YTD UNEXPENDED BALANCE	YTD ENCUMBERED	YTD AVAILABLE BALANCE	BUDGET ADJUSTMENT	NET BUDGET BALANCE	BUDGET REVISION #
704.8130.0044	ENGINEERING SERVICES	36,470.00	36,470.00	32,550.00	3,920.00	0.00	3,920.00		3,920.00	
704.8130.0045	OPERATION & MAIN CONTRACT	184,619.00	184,619.00	152,355.00	32,264.00	0.00	32,264.00		32,264.00	
704.8130.0046	PURCHASE OF WATER	800.00	800.00	18.08	781.92	0.00	781.92		781.92	
704.8130.0047	WASTE DISP/SLUDGE HAULING	50,000.00	53,339.75	38,102.85	15,236.90	0.00	15,236.90		15,236.90	
704.8130.0048	OTHER OPERATING EXPENSES	6,127.00	6,127.00	5,196.47	930.53	115.00	815.53		815.53	
704.8130.0049	SERVICES-OTHR.DEPTS/GOVTS	50,000.00	50,000.00	44,481.43	5,518.57	0.00	5,518.57		5,518.57	
704.8130.0090	CONTINGENCY	5,000.00	0.00	0.00	0.00	0.00	0.00		0.00	
704.8130.0099	REPAIR RESERVE FUND	10,000.00	0.00	0.00	0.00	0.00	0.00		0.00	
704.8130.0140	MICRO-CONTRACTUAL REPAIRS	135,000.00	34,260.00	23,173.36	11,086.64	1,530.00	9,556.64		9,556.64	
704.8130.0141	MICRO-CHEMICAL EXPENSES	15,000.00	15,000.00	5,399.10	9,600.90	0.00	9,600.90		9,600.90	
704.8130.0142	MICRO-UTILITIES EXPENSE	15,000.00	15,000.00	2,923.81	12,076.19	0.00	12,076.19		12,076.19	
704.8130.0145	MICRO-OPER & MAINT CONTRACT	0.00	131,040.00	98,280.00	32,760.00	0.00	32,760.00		32,760.00	
705.8130.0013	TEMPORARY LABOR	300.00	300.00	300.00	0.00	0.00	0.00		0.00	
705.8130.0020	EQUIPMENT	1,000.00	2,000.00	1,361.99	638.01	0.00	638.01		638.01	
705.8130.0040	CONTRACTUAL REPAIRS	10,000.00	9,000.00	6,790.62	2,209.38	0.00	2,209.38		2,209.38	
705.8130.0041	CHEMICAL EXPENSES	3,700.00	3,700.00	554.00	3,146.00	0.00	3,146.00		3,146.00	
705.8130.0042	UTILITIES EXPENSES	2,500.00	2,500.00	1,585.58	914.42	0.00	914.42		914.42	
705.8130.0043	INSURANCE EXPENDITURES	900.00	900.00	800.00	100.00	0.00	100.00		100.00	
705.8130.0044	ENGINEERING SERVICES	15,000.00	15,000.00	3,500.00	11,500.00	0.00	11,500.00		11,500.00	
705.8130.0045	OPERATION & MAIN CONTRACT	4,532.00	4,532.00	3,737.70	794.30	0.00	794.30		794.30	
705.8130.0046	PURCHASE OF WATER	968.00	968.00	146.41	821.59	0.00	821.59		821.59	
705.8130.0047	WASTE DISP/SLUDGE HAULING	28,000.00	29,464.00	10,248.00	19,216.00	0.00	19,216.00		19,216.00	
705.8130.0048	OTHER OPERATING EXPENSES	2,950.00	2,950.00	1,650.00	1,300.00	115.00	1,185.00		1,185.00	
705.8130.0049	SERVICES-OTHR.DEPTS/GOVTS	6,880.00	6,880.00	5,658.56	1,221.44	0.00	1,221.44		1,221.44	
705.8130.0099	REPAIR RESERVE FUND	8,600.00	8,600.00	0.00	8,600.00	0.00	8,600.00		8,600.00	
706.8130.0013	TEMPORARY LABOR	500.00	500.00	500.00	0.00	0.00	0.00		0.00	
706.8130.0020	EQUIPMENT	500.00	500.00	0.00	500.00	0.00	500.00		500.00	
706.8130.0040	CONTRACTUAL REPAIRS	15,250.00	28,564.00	25,002.78	3,561.22	0.00	3,561.22		3,561.22	
706.8130.0041	CHEMICAL EXPENSES	2,500.00	2,500.00	554.00	1,946.00	0.00	1,946.00		1,946.00	
706.8130.0042	UTILITIES EXPENSES	13,500.00	13,500.00	9,616.33	3,883.67	0.00	3,883.67		3,883.67	
706.8130.0043	INSURANCE EXPENDITURES	1,200.00	1,200.00	1,000.00	200.00	0.00	200.00		200.00	
706.8130.0044	ENGINEERING SERVICES	4,560.00	4,560.00	4,250.00	310.00	0.00	310.00		310.00	
706.8130.0045	OPERATION & MAIN CONTRACT	29,091.00	29,091.00	24,006.30	5,084.70	0.00	5,084.70		5,084.70	
706.8130.0046	PURCHASE OF WATER	400.00	400.00	65.37	334.63	0.00	334.63		334.63	
706.8130.0047	WASTE DISP/SLUDGE HAULING	18,000.00	19,952.00	15,128.00	4,824.00	0.00	4,824.00		4,824.00	
706.8130.0048	OTHER OPERATING EXPENSES	2,993.00	2,993.00	2,296.00	697.00	230.00	467.00		467.00	
706.8130.0049	SERVICES-OTHR.DEPTS/GOVTS	7,800.00	7,800.00	6,997.08	802.92	0.00	802.92		802.92	
706.8130.0099	REPAIR RESERVE FUND	7,550.00	7,550.00	0.00	7,550.00	0.00	7,550.00		7,550.00	
707.8130.0013	TEMPORARY LABOR	300.00	300.00	300.00	0.00	0.00	0.00		0.00	
707.8130.0020	EQUIPMENT	2,000.00	2,000.00	0.00	2,000.00	0.00	2,000.00		2,000.00	
707.8130.0040	CONTRACTUAL REPAIRS	18,000.00	18,435.00	5,685.31	12,749.69	450.00	12,299.69		12,299.69	
707.8130.0041	CHEMICAL EXPENSES	1,000.00	1,000.00	0.00	1,000.00	0.00	1,000.00		1,000.00	
707.8130.0042	UTILITIES EXPENSES	10,500.00	10,500.00	8,243.20	2,256.80	0.00	2,256.80		2,256.80	
707.8130.0043	INSURANCE EXPENDITURE	2,000.00	2,000.00	1,800.00	200.00	0.00	200.00		200.00	
707.8130.0044	ENGINEERING SERVICES	20,520.00	20,520.00	18,450.00	2,070.00	0.00	2,070.00		2,070.00	
707.8130.0045	OPERATION & MAINT CONTRACT	27,148.00	27,148.00	22,402.80	4,745.20	0.00	4,745.20		4,745.20	
707.8130.0046	PURCHASE OF WATER	422.00	422.00	61.74	360.26	0.00	360.26		360.26	
707.8130.0047	WASTE DISP/SLUDGE HAULING	25,000.00	26,464.00	19,032.00	7,432.00	0.00	7,432.00		7,432.00	
707.8130.0048	OTHER OPERATING EXPENSES	5,000.00	5,000.00	3,098.51	1,901.49	115.00	1,786.49		1,786.49	
707.8130.0049	SERVICE-OTHR.DEPTS/GOVTS	24,000.00	24,000.00	20,971.87	3,028.13	0.00	3,028.13		3,028.13	
707.8130.0090	CONTINGENCY	3,580.00	3,580.00	0.00	3,580.00	0.00	3,580.00		3,580.00	
707.8130.0099	REPAIR RESERVE FUND	9,800.00	9,800.00	0.00	9,800.00	0.00	9,800.00		9,800.00	
707.8130.0140	MICRO-CONTRACTUAL REPAIRS	125,500.00	24,695.00	12,215.76	12,479.24	722.50	11,756.74		11,756.74	
707.8130.0141	MICRO-CHEMICAL EXPENSES	6,900.00	6,900.00	2,207.20	4,692.80	0.00	4,692.80		4,692.80	
707.8130.0142	MICRO-UTILITIES EXPENSE	23,500.00	23,500.00	14,432.11	9,067.89	0.00	9,067.89		9,067.89	
707.8130.0145	MICRO-OPER & MAINT CONTRACT	0.00	131,040.00	98,280.00	32,760.00	0.00	32,760.00		32,760.00	

TOWN OF CARMEL
BUDGET REVISIONS SEPTEMBER-OCTOBER 2018-#2018/05

ACCOUNT #	ACCOUNT DESCRIPTION	ORIGINAL BUDGET	ADJUSTED BUDGET	YTD ACTUAL EXPENDED	YTD UNEXPENDED BALANCE	YTD ENCUMBERED	YTD AVAILABLE BALANCE	BUDGET ADJUSTMENT	NET BUDGET BALANCE	BUDGET REVISION #
708.8130.0013	TEMPORARY LABOR	300.00	300.00	300.00	0.00	0.00	0.00		0.00	
708.8130.0020	EQUIPMENT	6,500.00	6,500.00	0.00	6,500.00	0.00	6,500.00		6,500.00	
708.8130.0040	CONTRACTUAL REPAIRS	16,000.00	16,530.00	11,055.40	5,474.60	0.00	5,474.60		5,474.60	
708.8130.0041	CHEMICAL EXPENSES	2,300.00	2,300.00	0.00	2,300.00	0.00	2,300.00		2,300.00	
708.8130.0042	UTILITIES EXPENSES	7,500.00	7,500.00	4,550.13	2,949.87	0.00	2,949.87		2,949.87	
708.8130.0043	INSURANCE EXPENDITURE	4,000.00	4,000.00	3,600.00	400.00	0.00	400.00		400.00	
708.8130.0044	ENGINEERING SERVICES	6,840.00	6,840.00	6,400.00	440.00	0.00	440.00		440.00	
708.8130.0045	OPERATION & MAINT. CONTRACT	12,082.00	12,082.00	9,969.60	2,112.40	0.00	2,112.40		2,112.40	
708.8130.0047	WASTE DISP/SLUDGE HAULING	500.00	500.00	0.00	500.00	0.00	500.00		500.00	
708.8130.0048	OTHER OPERATING EXPENSES	1,229.00	1,229.00	551.31	677.69	0.00	677.69		677.69	
708.8130.0049	SERVICE-OTHR.DEPTS/GOVTS	25,520.00	25,520.00	19,473.90	6,046.10	0.00	6,046.10		6,046.10	
708.8130.0099	REPAIR RESERVE FUND	8,000.00	8,000.00	0.00	8,000.00	0.00	8,000.00		8,000.00	
708.9901.0099	TRANSFER TO CSD#2-O&M FD.	181,159.00	181,159.00	181,159.00	0.00	0.00	0.00		0.00	
713.8130.0013	TEMPORARY LABOR	500.00	500.00	500.00	0.00	0.00	0.00		0.00	
713.8130.0020	EQUIPMENT	1,000.00	1,000.00	0.00	1,000.00	0.00	1,000.00		1,000.00	
713.8130.0040	CONTRACTUAL REPAIRS	7,500.00	8,050.00	3,359.40	4,690.60	2,687.80	2,002.80		2,002.80	
713.8130.0041	CHEMICAL EXPENSE	2,000.00	2,000.00	0.00	2,000.00	0.00	2,000.00		2,000.00	
713.8130.0042	UTILITIES EXPENSES	4,600.00	4,600.00	3,431.39	1,168.61	0.00	1,168.61		1,168.61	
713.8130.0043	INSURANCE EXPENDITURES	2,700.00	2,700.00	2,500.00	200.00	0.00	200.00		200.00	
713.8130.0044	ENGINEERING SERVICES	1,710.00	1,710.00	1,600.00	110.00	0.00	110.00		110.00	
713.8130.0045	OPER & MAINT CONTRACT	16,929.00	16,929.00	13,969.60	2,959.40	0.00	2,959.40		2,959.40	
713.8130.0048	OTHR.OPERATING EXPENSES	6,000.00	6,000.00	4,766.48	1,233.52	0.00	1,233.52		1,233.52	
713.8130.0049	SERVICES-OTHR.DEPTS/GOVTS	6,800.00	6,800.00	5,409.73	1,390.27	0.00	1,390.27		1,390.27	
713.8130.0099	REPAIR RESERVE APPROP	4,000.00	4,000.00	0.00	4,000.00	0.00	4,000.00		4,000.00	
LIGHTING DISTRICTS										
751.5182.0040	CONTRACTUAL EXPENDITURES	1,000.00	7,000.00	5,745.48	1,254.52	0.00	1,254.52		1,254.52	
751.5182.0042	CONTRACTUAL UTILITIES	120,000.00	114,000.00	76,149.47	37,850.53	0.00	37,850.53		37,850.53	
751.5182.0043	INSURANCE EXPENDITURE	1,200.00	1,200.00	1,000.00	200.00	0.00	200.00		200.00	
751.5182.0048	OTHER EXPENSES	1,000.00	1,000.00	0.00	1,000.00	0.00	1,000.00		1,000.00	
751.5182.0049	SERVICES-OTHR.DEPTS/GOVTS	4,600.00	4,600.00	4,504.00	96.00	0.00	96.00		96.00	
752.5182.0040	CONTRACTUAL EXPENDITURES	2,500.00	2,500.00	0.00	2,500.00	0.00	2,500.00		2,500.00	
752.5182.0042	CONTRACTUAL UTILITIES	38,000.00	38,000.00	22,983.78	15,016.22	0.00	15,016.22		15,016.22	
752.5182.0043	INSURANCE EXPENDITURE	500.00	500.00	300.00	200.00	0.00	200.00		200.00	
752.5182.0048	OTHER EXPENSES	1,500.00	1,500.00	87.03	1,412.97	0.00	1,412.97		1,412.97	
752.5182.0049	SERVICES-OTHR.DEPTS/GOVTS	2,000.00	2,000.00	1,505.00	495.00	0.00	495.00		495.00	
753.5182.0042	CONTRACTUAL UTILITIES	3,800.00	3,800.00	2,333.06	1,466.94	0.00	1,466.94		1,466.94	
753.5182.0043	INSURANCE EXPENDITURE	120.00	120.00	100.00	20.00	0.00	20.00		20.00	
753.5182.0049	SERVICES-OTHR.DEPTS/GOVTS	250.00	250.00	195.00	55.00	0.00	55.00		55.00	
754.5182.0042	CONTRACTUAL UTILITIES	5,900.00	5,900.00	3,691.26	2,208.74	0.00	2,208.74		2,208.74	
754.5182.0043	INSURANCE EXPENDITURE	150.00	150.00	100.00	50.00	0.00	50.00		50.00	
754.5182.0049	SERVICES-OTHR.DEPTS/GOVTS	350.00	350.00	262.00	88.00	0.00	88.00		88.00	
755.5182.0042	CONTRACTUAL UTILITIES	3,200.00	3,200.00	2,058.81	1,141.19	0.00	1,141.19		1,141.19	
755.5182.0043	INSURANCE EXPENDITURE	120.00	120.00	100.00	20.00	0.00	20.00		20.00	
755.5182.0049	SERVICES-OTHR.DEPTS/GOVTS	195.00	195.00	176.00	19.00	0.00	19.00		19.00	
DEBT FUNDS										
810.1989.0040	EFC ADMIN EXPENSES	6,819.00	6,819.00	6,562.00	257.00	0.00	257.00		257.00	
810.9710.0060	BOND PRINCIPAL	82,651.00	82,651.00	82,651.00	0.00	0.00	0.00		0.00	
810.9710.0070	BOND INTEREST	31,514.00	31,514.00	31,513.54	0.46	0.00	0.46		0.46	
810.9730.0061	BAN PRINCIPAL DRAINAGE	50,000.00	50,000.00	100,000.00	(50,000.00)	0.00	(50,000.00)	50,000.00	0.00	BR#32
810.9730.0071	BAN INTEREST DRAINAGE	5,688.00	5,688.00	2,200.00	3,488.00	0.00	3,488.00		3,488.00	
810.9770.0060	SRLF PRINCIPAL LANDFILL	300,000.00	300,000.00	300,000.00	0.00	0.00	0.00		0.00	
810.9770.0070	SRLF INTEREST-LANDFILL	65,328.00	65,328.00	49,636.79	15,691.21	0.00	15,691.21		15,691.21	
850.9710.0060	BOND PRINCIPAL-ROADS	572,455.00	572,455.00	572,455.00	0.00	0.00	0.00		0.00	
850.9710.0061	BOND PRINCIPAL-MACHINERY	273,825.00	273,825.00	273,825.00	0.00	0.00	0.00		0.00	
850.9710.0062	BOND PRINCIPAL SALTSHED	30,000.00	30,000.00	30,000.00	0.00	0.00	0.00		0.00	
850.9710.0070	BOND INTEREST-ROADS	157,562.00	157,562.00	156,520.34	1,041.66	0.00	1,041.66		1,041.66	

TOWN OF CARMEL
BUDGET REVISIONS SEPTEMBER-OCTOBER 2018-#2018/05

ACCOUNT #	ACCOUNT DESCRIPTION	ORIGINAL BUDGET	ADJUSTED BUDGET	YTD ACTUAL EXPENDED	YTD UNEXPENDED BALANCE	YTD ENCUMBERED	YTD AVAILABLE BALANCE	BUDGET ADJUSTMENT	NET BUDGET BALANCE	BUDGET REVISION #
850.9710.0071	BOND INTEREST MACHINERY	99,808.00	99,808.00	99,806.85	1.15	0.00	1.15		1.15	
850.9710.0072	BOND INTEREST SALT SHED	3,413.00	3,413.00	3,412.52	0.48	0.00	0.48		0.48	
850.9730.0060	B A N PRINCIPAL-ROADS	58,000.00	58,000.00	100,000.00	(42,000.00)	0.00	(42,000.00)	42,000.00	0.00	BR#33
850.9730.0070	B A N INTEREST-ROADS	9,497.00	9,497.00	8,250.00	1,247.00	0.00	1,247.00		1,247.00	
855.9710.0060	BOND PRINCIPAL-ROADS	15,000.00	15,000.00	15,000.00	0.00	0.00	0.00		0.00	
855.9710.0070	BOND INTEREST-ROADS	2,794.00	2,794.00	2,793.76	0.24	0.00	0.24		0.24	
856.9730.0060	BAN PRINCIPAL	85,000.00	85,000.00	85,000.00	0.00	0.00	0.00		0.00	
856.9730.0070	BAN INTEREST	14,850.00	14,850.00	14,850.00	0.00	0.00	0.00		0.00	
860.9710.0060	BOND PRINCIPAL	26,522.00	26,522.00	26,522.00	0.00	0.00	0.00		0.00	
860.9710.0070	BOND INTEREST	3,906.00	3,906.00	2,216.92	1,689.08	0.00	1,689.08		1,689.08	
862.9710.0060	BOND PRINCIPAL	52,137.00	52,137.00	52,137.00	0.00	0.00	0.00		0.00	
862.9710.0070	BOND INTEREST	14,536.00	14,536.00	12,272.98	2,263.02	0.00	2,263.02		2,263.02	
863.9710.0060	BOND PRINCIPAL	10,739.00	10,739.00	10,739.00	0.00	0.00	0.00		0.00	
863.9710.0070	BOND INTEREST	1,932.00	1,932.00	1,071.90	860.10	0.00	860.10		860.10	
864.9710.0060	BOND PRINCIPAL	21,826.00	21,826.00	21,826.00	0.00	0.00	0.00		0.00	
864.9710.0070	BOND INTEREST	6,123.00	6,123.00	5,647.62	475.38	0.00	475.38		475.38	
865.9710.0060	BOND PRINCIPAL	3,860.00	3,860.00	3,860.00	0.00	0.00	0.00		0.00	
865.9710.0070	BOND INTEREST	1,673.00	1,673.00	1,506.94	166.06	0.00	166.06		166.06	
866.9710.0060	BOND PRINCIPAL	13,919.00	13,919.00	13,919.00	0.00	0.00	0.00		0.00	
866.9710.0070	BOND INTEREST	6,783.00	6,783.00	6,533.40	249.60	0.00	249.60		249.60	
867.9710.0060	BOND PRINCIPAL	9,677.00	9,677.00	9,677.00	0.00	0.00	0.00		0.00	
867.9710.0070	BOND INTEREST	2,512.00	2,512.00	2,041.12	470.88	0.00	470.88		470.88	
868.8310.0040	CONTRACTUAL EXPENSES	376.00	376.00	0.00	376.00	0.00	376.00		376.00	
868.9710.0060	BOND PRINCIPAL	100,000.00	100,000.00	100,000.00	0.00	0.00	0.00		0.00	
868.9710.0070	BOND INTEREST	65,624.00	65,624.00	63,715.98	1,908.02	0.00	1,908.02		1,908.02	
869.9710.0060	BOND PRINCIPAL	38,120.00	38,120.00	38,120.00	0.00	0.00	0.00		0.00	
869.9710.0070	BOND INTEREST	10,109.00	10,109.00	8,566.76	1,542.24	0.00	1,542.24		1,542.24	
869.9730.0060	BAN PRINCIPAL	10,000.00	10,000.00	10,000.00	0.00	0.00	0.00		0.00	
869.9730.0070	BAN INTEREST	3,500.00	3,500.00	990.00	2,510.00	0.00	2,510.00		2,510.00	
871.9730.0060	BAN PRINCIPAL	7,310.00	7,310.00	7,310.00	0.00	0.00	0.00		0.00	
871.9730.0070	BAN INTEREST	12,016.00	12,016.00	12,015.40	0.60	0.00	0.60		0.60	
871.9901.0099	TRANSFER TO 701 FUND	18,000.00	18,000.00	18,000.00	0.00	0.00	0.00		0.00	
873.9730.0060	BAN PRINCIPAL	7,500.00	7,500.00	7,500.00	0.00	0.00	0.00		0.00	
873.9730.0070	BAN INTEREST	3,230.00	3,230.00	3,228.50	1.50	0.00	1.50		1.50	
873.9901.0099	TRANSFER TO 703 FUND	750.00	750.00	750.00	0.00	0.00	0.00		0.00	
874.9710.0060	BOND PRINCIPAL	10,043.00	10,043.00	10,043.00	0.00	0.00	0.00		0.00	
874.9710.0070	BOND INTEREST	1,388.00	1,388.00	794.36	593.64	0.00	593.64		593.64	
874.9901.0099	TRANSFER TO 704 FUND	20,000.00	20,000.00	20,000.00	0.00	0.00	0.00		0.00	
875.9710.0060	BOND PRINCIPAL	5,739.00	5,739.00	5,739.00	0.00	0.00	0.00		0.00	
875.9710.0070	BOND INTEREST	907.00	907.00	510.44	396.56	0.00	396.56		396.56	
875.9901.0099	TRANSFER TO 705 FUND	6,900.00	6,900.00	6,900.00	0.00	0.00	0.00		0.00	
876.9901.0099	TRANSFER TO 706 FUND	2,800.00	2,800.00	2,800.00	0.00	0.00	0.00		0.00	
877.9730.0060	BAN PRINCIPAL	40,000.00	40,000.00	43,872.00	(3,872.00)	0.00	(3,872.00)	3,872.00	0.00	BR#34
877.9730.0070	BAN INTEREST	3,147.00	3,147.00	1,032.59	2,114.41	0.00	2,114.41		2,114.41	
877.9901.0099	TRANSFER TO 707 FUND	2,850.00	2,850.00	2,850.00	0.00	0.00	0.00		0.00	
878.9901.0098	TRANSFER TO CSD#2 CAPT DEBT	25,380.00	25,380.00	25,380.00	0.00	0.00	0.00		0.00	
878.9901.0099	TRANS TO 708 FUND	13,500.00	13,500.00	13,500.00	0.00	0.00	0.00		0.00	
881.8130.0040	CONTRACTUAL EXPENSES	8,572.00	8,572.00	7,950.00	622.00	0.00	622.00		622.00	
881.9790.0060	SRLF PRINCIPAL	125,000.00	125,000.00	125,000.00	0.00	0.00	0.00		0.00	
881.9790.0070	SRLF INTEREST	69,228.00	69,228.00	69,227.38	0.62	0.00	0.62		0.62	
881.9901.0099	TRANSFER TO 713 FUND	12,000.00	12,000.00	12,000.00	0.00	0.00	0.00		0.00	
882.8130.0040	CONTRACTUAL EXPENSES	2,271.00	2,271.00	1,062.00	1,209.00	0.00	1,209.00		1,209.00	
882.8130.0048	OTHER OPERATING EXPENSES	5,700.00	5,700.00	0.00	5,700.00	0.00	5,700.00		5,700.00	
882.9790.0061	SRLF PRINCIPAL	140,000.00	140,000.00	140,000.00	0.00	0.00	0.00		0.00	
882.9790.0071	SRLF INTEREST	12,879.00	12,879.00	7,600.42	5,278.58	0.00	5,278.58		5,278.58	
882.9901.0099	TRANSFER TO 702 FUND	125,000.00	125,000.00	125,000.00	0.00	0.00	0.00		0.00	

TOWN OF CARMEL
BUDGET REVISIONS SEPTEMBER-OCTOBER 2018-#2018/05

ACCOUNT #	ACCOUNT DESCRIPTION	ORIGINAL BUDGET	ADJUSTED BUDGET	YTD ACTUAL EXPENDED	YTD UNEXPENDED BALANCE	YTD ENCUMBERED	YTD AVAILABLE BALANCE	BUDGET ADJUSTMENT	NET BUDGET BALANCE	BUDGET REVISION #
883.9710.0060	BOND PRINCIPAL	35,000.00	35,000.00	35,000.00	0.00	0.00	0.00		0.00	
883.9710.0070	BOND INTEREST	27,432.00	27,432.00	27,431.26	0.74	0.00	0.74		0.74	
884.9710.0060	BOND PRINCIPAL	11,049.00	11,049.00	11,049.00	0.00	0.00	0.00		0.00	
884.9710.0070	BOND INTEREST	4,096.00	4,096.00	4,095.80	0.20	0.00	0.20		0.20	
887.9710.0060	BOND PRINCIPAL	2,438.00	2,438.00	2,438.00	0.00	0.00	0.00		0.00	
887.9710.0070	BOND INTEREST	1,707.00	1,707.00	1,706.92	0.08	0.00	0.08		0.08	
CAPITAL FUNDS										
900.1989.0012	PROJECT LABOR OVERTIME	0.00	27,217.24	11,329.84	15,887.40	0.00	15,887.40		15,887.40	
900.1989.0040	CONTRACTUAL EXPENDITURES	0.00	151,492.94	81,633.83	69,859.11	15,591.87	54,267.24		54,267.24	
900.1989.0048	OTHER PROJECT EXPENDITURE	0.00	21,932.63	164.00	21,768.63	0.00	21,768.63		21,768.63	
900.1989.0080	FICA & EMPLOY BENEFIT EXP	0.00	11,397.43	902.99	10,494.44	0.00	10,494.44		10,494.44	
902.1989.0012	OVERTIME	0.00	5,731.04	0.00	5,731.04	0.00	5,731.04		5,731.04	
902.1989.0020	CONTRACTUAL EQUIPMENT	0.00	15,000.00	0.00	15,000.00	0.00	15,000.00		15,000.00	
902.1989.0040	CONTRACTUAL EXPENSES	0.00	130,300.82	0.00	130,300.82	0.00	130,300.82		130,300.82	
902.1989.0044	PROJECT ENGINEERING	0.00	44,821.00	0.00	44,821.00	0.00	44,821.00		44,821.00	
902.1989.0046	SPECIAL CONSULTING SVCES	0.00	3,960.51	0.00	3,960.51	0.00	3,960.51		3,960.51	
902.1989.0048	OTHER PROJECT EXPENDITURE	0.00	379.35	0.00	379.35	0.00	379.35		379.35	
902.1989.0082	SOCIAL SECURITY	0.00	404.07	0.00	404.07	0.00	404.07		404.07	
907.1989.0020	LAND PURCHASE AND CAPITAL OUTLAY	0.00	900,000.00	900,000.00	0.00	0.00	0.00		0.00	
909.1989.0040	CONTRACTUAL EXPENDITURES	0.00	23,088.61	1,593.42	21,495.19	0.00	21,495.19		21,495.19	
909.1989.0045	IMPROVEMENT CONTRACTS	0.00	200,000.00	0.00	200,000.00	0.00	200,000.00		200,000.00	
910.7140.0040	CONTRACTUAL EXPENDITURES	0.00	39,829.15	582.52	39,246.63	0.00	39,246.63		39,246.63	
910.7140.0044	PROJECT ENGINEERING	0.00	77,207.00	13,028.00	64,179.00	59,722.00	4,457.00		4,457.00	
910.7140.0045	CONTRACTUAL EXPENDITURES	0.00	0.00	0.00	0.00	0.00	0.00	500,000.00	500,000.00	BR#35
911.7140.0020	PARK EQUIPMENT	0.00	2,727.81	0.00	2,727.81	0.00	2,727.81		2,727.81	
911.7140.0040	CONTRACTUAL EXPENDITURES	0.00	625.45	0.00	625.45	0.00	625.45		625.45	
911.7140.0045	CONTRACTED IMPROVEMENTS	0.00	65,505.31	45,874.21	19,631.10	0.00	19,631.10		19,631.10	
911.7140.0048	OTHER PROJECT EXPENDITURE	0.00	246.06	0.00	246.06	0.00	246.06		246.06	
911.7140.0049	SERVICES-OTHR.DEPTS/GOVTS	0.00	1,263.97	0.00	1,263.97	0.00	1,263.97		1,263.97	
915.7140.0040	CONTRACTUAL EXPENDITURES	0.00	36.40	0.00	36.40	0.00	36.40		36.40	
915.7140.0044	PROJECT ENGINEERING	0.00	1,900.00	1,900.00	0.00	0.00	0.00		0.00	
915.7140.0045	CONTRACTED IMPROVEMENTS	0.00	142,400.00	0.00	142,400.00	0.00	142,400.00	74,151.00	216,551.00	BR#38&BR#39
950.5112.0012	PROJECT OVERTIME	0.00	4,566.51	1,232.30	3,334.21	0.00	3,334.21		3,334.21	
950.5112.0045	CONTRACTED PAVING SVCES	0.00	725,038.00	292,268.18	432,769.82	510,000.00	(77,230.18)	300,000.00	222,769.82	BR#40
950.5112.0048	OTHER PROJECT EXPENDITURE	0.00	20,022.35	1,064.00	18,958.35	0.00	18,958.35		18,958.35	
950.5112.0082	SOCIAL SECURITY BENEFITS	0.00	601.05	97.93	503.12	0.00	503.12		503.12	
951.5130.0024	PURCHASE OF HWY MACHINERY	0.00	603,758.33	36,343.00	567,415.33	507,195.84	60,219.49		60,219.49	
951.5130.0048	OTHER PROJECT EXPENDITURE	0.00	5,334.45	0.00	5,334.45	0.00	5,334.45		5,334.45	
952.5112.0045	CONTRACTUAL IMPROVEMENTS	0.00	132,000.00	0.00	132,000.00	99,855.00	32,145.00		32,145.00	
955.5112.0012	PROJECT OVERTIME	0.00	30,000.00	0.00	30,000.00	0.00	30,000.00		30,000.00	
955.5112.0040	GENERAL EXPENDITURES	0.00	200,000.00	125,407.45	74,592.55	0.00	74,592.55		74,592.55	
955.5112.0044	PROJECT ENGINEERING	0.00	212,556.60	0.00	212,556.60	9,503.40	203,053.20		203,053.20	
955.5112.0045	CONTRACTED PAVING SVCES	0.00	61,145.25	44,150.25	16,995.00	0.00	16,995.00		16,995.00	
955.5112.0048	OTHER PROJECT EXPENDITURE	0.00	43,826.01	8,825.17	35,000.84	0.00	35,000.84		35,000.84	
955.5112.0082	SOCIAL SECURITY BENEFITS	0.00	10,000.00	0.00	10,000.00	0.00	10,000.00		10,000.00	
962.8310.0040	CONTRACTUAL EXPENDITURES	0.00	11,232.40	49.87	11,182.53	0.00	11,182.53		11,182.53	
962.8310.0044	PROJECT ENGINEERING	0.00	189,600.00	99,575.00	90,025.00	90,025.00	0.00		0.00	
962.8310.0045	CONTRACT IMPROVEMENTS	0.00	1,787,700.00	1,012,830.48	774,869.52	774,869.52	0.00		0.00	
962.8310.0048	OTHER PROJECT EXPENSES	0.00	325,237.61	139.26	325,098.35	0.00	325,098.35		325,098.35	
962.8310.0099	TRANS TO DEBT SERVICE	0.00	459.99	0.00	459.99	0.00	459.99		459.99	
965.8310.0040	CONTRACTUAL EXPENDITURES	0.00	5,042.00	0.00	5,042.00	0.00	5,042.00		5,042.00	
966.8310.0040	CONTRACTUAL EXPENDITURES	0.00	8,991.05	0.00	8,991.05	0.00	8,991.05		8,991.05	
968.8310.0040	CONTRACTUAL EXPENDITURES	0.00	950.63	0.00	950.63	0.00	950.63	5,000.00	5,950.63	BR#41
968.8310.0044	PROJECT ENGINEERING	0.00	76.05	0.00	76.05	0.00	76.05		76.05	

TOWN OF CARMEL
BUDGET REVISIONS SEPTEMBER-OCTOBER 2018-#2018/05

ACCOUNT #	ACCOUNT DESCRIPTION	ORIGINAL BUDGET	ADJUSTED BUDGET	YTD ACTUAL EXPENDED	YTD UNEXPENDED BALANCE	YTD ENCUMBERED	YTD AVAILABLE BALANCE	BUDGET ADJUSTMENT	NET BUDGET BALANCE	BUDGET REVISION #
968.8310.0048	OTHER PROJECT EXPENSES	0.00	4,466.98	0.00	4,466.98	0.00	4,466.98		4,466.98	
969.8310.0040	CONTRACTUAL EXPENDITURES	0.00	37.00	1,599.89	(1,562.89)	0.00	(1,562.89)		(1,562.89)	
969.8310.0044	ENGINEERING EXPENSE	0.00	153,584.64	65,327.50	88,257.14	88,257.14	0.00		0.00	
969.8310.0045	CONTRACT IMPROVEMENTS	0.00	0.00	0.00	0.00	0.00	0.00	340,000.00	340,000.00	BR#41
969.8310.0048	OTHER PROJECT EXPENSES	0.00	0.00	549.29	(549.29)	400.00	(949.29)	4,500.00	3,550.71	BR#41
971.8130.0040	CONTRACTUAL EXPENDITURES	0.00	945,000.00	0.00	945,000.00	0.00	945,000.00		945,000.00	
971.8130.0044	PROJECT ENGINEERING	0.00	187,180.42	0.00	187,180.42	22,030.51	165,149.91		165,149.91	
971.8130.0045	CONTRACT IMPROVEMENTS	0.00	403,462.93	19,989.64	383,473.29	0.00	383,473.29		383,473.29	
971.8130.0048	OTHER PROJECT EXPENSES	0.00	115,833.00	1,985.99	113,847.01	0.00	113,847.01		113,847.01	
973.8130.0044	PROJECT ENGINEERING	0.00	7,723.61	0.00	7,723.61	5,926.99	1,796.62		1,796.62	
973.8130.0045	CONTRACT IMPROVEMENTS	0.00	108,546.48	5,377.92	103,168.56	0.00	103,168.56		103,168.56	
973.8130.0048	OTHER PROJECT EXPENSES	0.00	29,589.00	524.76	29,064.24	0.00	29,064.24		29,064.24	
977.8130.0040	CONTRACTUAL EXPENDITURES	0.00	1,450.53	0.00	1,450.53	0.00	1,450.53		1,450.53	
977.8130.0044	UPGRADE ENGINEERING	0.00	4,443.10	0.00	4,443.10	0.00	4,443.10		4,443.10	
977.8130.0045	CONTRACTUAL IMPROVEMENTS	0.00	12.54	0.00	12.54	0.00	12.54		12.54	
977.8130.0048	OTHER PROJECT EXPENSES	0.00	411.50	0.00	411.50	0.00	411.50		411.50	
977.8130.0099	TRANSFER TO DEBT FUND	0.00	422.00	0.00	422.00	0.00	422.00		422.00	
989.8310.0020	EQUIPMENT	0.00	2,000,000.00	562,495.65	1,437,504.35	7,920.00	1,429,584.35		1,429,584.35	
989.8310.0045	CONTRACT IMPROVEMENTS	0.00	1,000,000.00	0.00	1,000,000.00	0.00	1,000,000.00		1,000,000.00	
989.8310.0048	OTHER PROJECT EXPENSES	0.00	350,000.00	0.00	350,000.00	7,250.00	342,750.00		342,750.00	
990.9000.0099	INTERFUND TRANSFERS-OTHER	500.00	500.00	0.00	500.00	0.00	500.00		500.00	

**TOWN OF CARMEL ADOPTED USER SERVICE FEES --
FISCAL YEAR 2019**

FEE DESCRIPTION		2019 "PROPOSED" ADOPTED USER FEES	
TOWN CLERK'S OFFICE			
Certification:			
	Registrar's Certification (Birth/Death)	10.00	
	Town Clerks Certification (Marriage/Other)	10.00	
Genealogy Fee Schedule:			
		1 - 3 years - \$22.00	
		4 - 10 years - \$42.00	
		11 - 20 years - \$62.00	
		21 - 30 years - \$82.00	
		31 - 40 years - \$102.00	
		41 - 50 years - \$122.00	
		51 - 60 years - \$142.00	
		61 - 70 years - \$162.00	
Copies:			
	Copies of Town Ordinance or Other Documents - Per Page	0.25	
	Facsimile/Fax - Per Page	2.00	
	Map (Zoning, Election, Other) - Black & White/Color	10.00/15.00	
Licenses:			
	Auctioneering License - Annual	300.00	
	Auctioneering License - One Day	150.00	
	Annual Dog License Fee - spayed/nuetered	7.50	
	Annual Dog License Fee - unspayed/un-nuetered	15.50	
	Garbage Carting License - Renewal *	2,000.00	* Plus \$150 per truck inspection annually
	Garbage Carting License - NEW *	2,500.00	* Plus \$150 per truck inspection annually
	Marriage License	40.00	
	Peddling License - 3 Months	500.00	
Miscellaneous:			
	Cemetery Grave Marker - Each	100.00	
	Dog Pick-Up	-	
	Dog Shelter Fee - First Impoundment	25.00	+ 20.00 Each Additional 24 Hours
	Second Impoundment - within one year	50.00	+ 20.00 Each Additional 24 Hours
	Third Impoundment - within one year	60.00	+ 20.00 Each Additional 24 Hours
	Subsequent Impoundment - within one year	70.00	+ 20.00 Each Additional 24 Hours
	Petition to Amend Zoning Ordinance	1500.00	
Permits:			
	Canvassing/Soliciting Permit - 3 Months	350.00	
	Public Assembly Permit - Each Event	200.00	
	Sound Amplification Permit Commercial	100.00	
	Sound Amplification Permit Residential	50.00	
Town Code:			
	Annual Town Code Book Supplement	75.00	
	Code Book	300.00	
	Freshwater Wetlands Chapter Pamphlet	35.00	
	Street Specifications	10.00	
	Subdivision of Land Ordinance Pamphlet	35.00	
	Vehicle and Traffic Chapter Pamphlet	25.00	
	Zoning Chapter Pamphlet	35.00	

**TOWN OF CARMEL ADOPTED USER SERVICE FEES --
FISCAL YEAR 2019**

FEE DESCRIPTION		2019 "PROPOSED" ADOPTED USER FEES	
POLICE DEPARTMENT			
Accident Report - Business		0.25	per page
Accident Report - Personal		0.25	per page
Finger Printing Service - Non Residents - Per Person		35.00	
Photograph		20.00	per photo
Police Special Escort Service - Per Hour		-	
Special Event or Special Services - Per Hour		-	
CD of Photographs from Casefile		50.00	
Tow Application Fee		250.00	Annual Application Fee
Vehicle Impound Fee		100.00	per vehicle
ALARM ORDINANCE			
Alarm Permit - 1 Year - Residential & Commercial		40.00	
One False Alarm		-	* All alarm fees: 10% of outstanding balance after 90 days past due.
Two False Alarms		-	
Three False Alarms		25.00	
Four False Alarms		50.00	
Five False Alarms		100.00	
Six-Nine False Alarms		200.00	
Ten or more False Alarms		225.00	
HIGHWAY DEPARTMENT			
Driveway Bond - "Refundable"		750.00	
Driveway Permit - Includes two Inspections		215.00	
Road Opening Bond - "Refundable" - Entire Road		1,000.00	
Road Opening Bond - "Refundable" - Half Road		500.00	
Road Opening Permit		215.00	

**TOWN OF CARMEL ADOPTED USER SERVICE FEES --
FISCAL YEAR 2019**

FEE DESCRIPTION		2019 "PROPOSED" ADOPTED USER FEES	
PARKS & RECREATION DEPARTMENT			
Camp:			
Playground Camp		465.00	Non-Resident \$925.00
* Early Bird Registration Fee - Playground Camp		415.00	Non-Resident \$825.00
Primary Camp [9:30 AM to 2:30 PM]		515.00	Non-Resident 1,025.00
* Early Bird Registration Fee - Primary Camp		465.00	Non-Resident \$925.00
Primary Camp Extended Day [2:30 PM to 4:30 PM]		195.00	
Classes/Lessons:			
Additional Swimming Lessons		\$75	Residents only
Adult Classes		\$70.00 - \$325.00	* plus \$35.00 non residents
CPR Review		\$75	Non-Resident \$110.00
Lifeguard Training Aid/Safety		\$380.00	Non-Resident \$415.00
Lifeguard Training Review		\$195.00	Non-Resident \$230.00
Pre School Classes		FREE - \$180.00	* plus \$35.00 non residents
RTE - Responding to Emergencies		225.00	Non-Resident \$255.00
Special Tennis, Aerobics, or Other Lessons		Cost	* plus \$35.00 non residents
Swimming Lessons Including Permit		145.00	Residents only
Tennis Lessons - 6 One Hour Sessions		75.00	Non-Resident \$110.00
Tennis Lessons - 8 One Hour Sessions		95.00	Non-Resident \$130.00
Facilities Rental:			
Ballfield Rental - 2 Hour Limit		\$150.00/\$250.00 w/lights	
Boat Rental Fee		5.00	
Civic Building Rental/Pavilion		200.00	+Supervisor Hourly Rate
Group Picnic		150.00	Residents Only
Private Building Rental		300.00	+Supervisor Hourly Rate
Sycamore Park Concession [Seasonal]		3,500.00	
ID/Permits: "Residents Only"			
Beach Guest Card		50.00	
Adult Swimming Permit		100.00	
Daily Adult Beach Fee		8.00	
Daily Adult Guest Beach Fee		10.00	
Daily Youth Beach Fee		7.00	
Daily Youth Guest Beach Fee		9.00	
Family Swimming Permit		200.00	
Family Tennis Permit		80.00	
On-line Registration Fee		6.00	
Senior Citizen Identification Card		No charge	
Nanny Registration Fee		12.00	
Nanny Swim Permit		100.00	
Individual Tennis Permit		50.00	
Tennis Guest Fee		6.00	
Youth Swimming Permit		80.00	
Dog Park:			
Sycamore Dog Park User Fee - Resident		30.00	Annual
Sycamore Dog Park User Fee - Non-Resident		80.00	Annual

**TOWN OF CARMEL ADOPTED USER SERVICE FEES --
FISCAL YEAR 2019**

FEE DESCRIPTION		2019 "PROPOSED" ADOPTED USER FEES	
BUILDING & CODES DEPARTMENT			
	Accessory Apartment Permit	400.00	
	Bed & Breakfast Special Application	400.00	
	Building Permits -- Flat Rate PLUS Estimated Cost of Construction	50.00	Flat Rate PLUS
	Estimated Cost of Construction -- Calculated as:	12.00	per \$1,000 Calculated Estimated Cost
	Residential -- New construction	100.00	per sq. ft.
	Residential -- Finish existing space to living space	20.00	per sq. ft.
	Commercial	150.00	per sq. ft.
	Commercial - Garage	75.00 - 80.00	per sq. ft.
	Decks	35.00	per sq. ft.
	Garage	75.00	per sq. ft.
	Shed	25.00	per sq. ft.
	Certificates of Compliance	80.00/150.00	Residential/Commercial
	Certificates of Occupancy	80.00/150.00	Residential/Commercial
	Excavation or Fill Permit for the first 2,000 cubic yards	200.00	Plus \$100 for each additional 1,000 CY
	Inspection Fee for Clearance of Title Search Violation	50.00	Each Inspection
	Mother/Daughter Permit	200.00	
	Plumbing Permit Per Fixture	15.00 each	\$75.00 minimum fee
	Plumbing/ Air Conditioning Inspection		
	Re-Inspection Fee When Inspection Requested but Job Not Ready	50.00	Paid in Advance of 2nd Inspection
	Sign Permit	150.00	
	Swimming Pool Permit - Above Ground	150.00	
	Swimming Pool Permit - In Ground	300.00	
	HVAC Fee	50.00	Flat Rate plus
		10.00	per \$1,000 Estimated Cost of Installation
	Title Search ????	100.00/200.00	Residential/ Commercial + \$100 per establishment
	Zoning Letter	75.00	
	Outdoor Dining Annual Fee	100.00	Annual Fee
	Outdoor Dining (fee per 10 or more seats)	+ 50.00/up to 10 seats	An add'l \$50.00 for 11 or more seats
	Fire Inspection: Multifamily / Commercial	150.00 / 100.00	Commercial \$100 per establishment
	Blasting Permit	100.00	per month
	Operational Permits *	100.00	
	* (NYS DOS requires towns to issue permits for storage of certain materials and certain uses)		
	Natural Gas Inspections		
	Residential	50.00	(5 Fixtures) \$10 each additional
	Commercial	100.00	(5 Fixtures) \$20 each additional
	Liquid Propane Gas Inspections		
	Residential	50.00	(5 Fixtures) - \$10 each additional
	Commercial	100.00	(5 Fixtures) - \$20 each additional

**TOWN OF CARMEL ADOPTED USER SERVICE FEES --
FISCAL YEAR 2019**

FEE DESCRIPTION	2019 "PROPOSED" ADOPTED USER FEES	
ENVIRONMENTAL CONSERVATION REVIEW BOARD		
ECB Wetlands Marker	15.00	
Permit Renewal/Extension Fee	75.00	For each one year permit renewal/extension;
Application Withdrawal	50.00	
Letter of Maintenance	75.00	
Letter of Permission (In lieu of application)	150.00	
Major Interagency Review - Over 5 Acres - Per Acre or Part Thereof	60.00	Total Wetland Include. 100' Control Area
Minor Interagency Review - Up to 5 Acres - Per Acre or Part Thereof	50.00	Total Wetland Include. 100' Control Area
Private Consultation/Conference with Wetland Inspector Per Hour	175.00	
Public Hearing	minimum \$150.00 or cost	
SEQR - DEIS	1%	of Bond
Site Plan Inspection - Single Lot - Per Acre or Part Thereof	300.00	Total Wetland Include. 100' Control Area
Subdivision Plan Inspection - Per Acre or Part Thereof	300.00	Total Wetland Include. 100' Control Area
Tree Cutting - Up to 25 Acres	350.00	+25.00 acre and ind. monitoring of escrow fees;
Tree Cutting - Over 25 Acres	400.00	+75.00 acre and ind. monitoring of escrow fees;
Minor Wetland Permit Application - for projects disturbing up to 1,000 sq ft in the 100 ft buffer area.	225.00	
* Escrow Fee for Minor Project	-	
Major Wetland Permit Application - for projects disturbing 1,000 sq ft or greater in the 100 ft buffer area or any disturbance in the buffer.	500.00	*plus \$100 for each add't 1,000 sq ft disturbance (or part thereof) in the 100 ft buffer. Maximum fee \$1,000
* Escrow Fee for Major Project	1,000.00	*as determined by the Town's Wetland Inspector
Wetland Determination for Health Dept	200.00	
Floodplain Permit Fee	minimum \$250.00	maximum \$500
ZONING BOARD OF APPEALS		
280A Exemption	400.00	
Accessory Apartment Application	250.00	
Application Withdrawal	100.00	
Area Variance Application	200.00	
Bed and Breakfast Special Permit Application	400.00	
Interpretation of Ordinance	400.00	
Use Variance Application	400.00	
Computer address labels for variance mailing	25.00	
NOTIFICATION SIGN	25.00	
PLANNING BOARD		
PLANNING SUBDIVISION FEES:		
Sketch fee	500.00	One time fee
Preliminary Fees		
Major Subdivision	3,000.00	Plus \$750 per lot
Minor Subdivision	2,500.00	Plus \$750 per lot
"Extension of Preliminary Sub-division"	500.00	
Final Fees:		
Amendment to Final Plat	1,500.00	
Major Subdivision	1,500.00	Plus \$500 per lot
Minor Subdivision	1,500.00	Plus \$500 per lot
Re-approval of Final Approval	1,500.00	(Does not include SEQR fees)
Extension of final approval	1,000.00	
OPEN DEVELOPMENT REVIEW FEE	2,500.00	
LOT LINE ADJUSTMENT FEE	2,500.00	

**TOWN OF CARMEL ADOPTED USER SERVICE FEES --
FISCAL YEAR 2019**

FEE DESCRIPTION	2019 "PROPOSED" ADOPTED USER FEES	
SITE PLAN FEES:		
Commercial Site Plan -- Flat Rate PLUS Parking Spaces	2,000.00	Plus \$100 per Parking Spaces
Residential Site Plan -- Flat Rate PLUS Unit Fee	3,000.00	PLUS \$500 per Dwelling Unit
Amendment to Previous Approved Site Plan -- with no new parking spaces	3,000.00	
Amendment to Previous Approved Site Plan -- with new parking spaces	3,000.00	Plus \$100 per Parking Spaces
Re-grant of Site Plan Approval	1,500.00	
Extension of Site Plan Approval	1,000.00	
SPECIAL SITE PLAN FEES		
Boat House/Bathhouse	800.00	
Parking Lot	800.00	
Pools/Tennis Courts/ Playgrounds	800.00	
Residential Barns	800.00	
Residential Dock	800.00	
Residential Horse Riding Ring	800.00	
Home Office	800.00	
LANDFILL, SURFACE GRADING, & OTHER EXCAVATION		
Up to 5 Acres	300.00	
Over 5 Acres	300.00	Plus \$40.00/Acre
ARCHITECTURAL REVIEW		
New Commercial Structure Review	250.00	
Modification to Existing Commercial Structure Review	150.00	
Other Structure or Sign Review	50.00	
Single Family Residential Structure Review	100.00	
Two or More Family Residential Structure Review	100.00	Plus 50.00 each Additional Unit over two
PLANNING/MISCELLANEOUS FEES:		
Engineering Fee (Site Plans & Subdivisions) - Technical Review and Construction Inspections	5%	% of Bond Amount
Public Hearings Including Bond Returns and Reductions	175.00	Per Hearing
Planning Board SEQR Escrow Fees - DEIS	2.00%	Not to exceed 2% of Project Value
Planning Board SEQR Escrow Fees - FEIS	2.00%	Not to exceed 2% of Project Value
Recreation Fee in Lieu of Parklands	7,500.00	Per Residential Lot
Recreation Fee Sr. Cit. Multi Family Dwelling/Apt.	3,500.00	Per Dwelling/Apartment for site plan with approvals originating prior to 12/31/15
Recreation Fee Sr. Cit. Multi Family Dwelling/Apt.	4,500.00	Per Dwelling/Apartment for site plan with approvals originating after 1/1/16
Recreation Fee Multi Family Developments	5,000.00	Per Dwelling
Computer address labels	25.00	
NOTIFICATION SIGN	35.00	

**TOWN OF CARMEL ADOPTED USER SERVICE FEES --
FISCAL YEAR 2019**

FEE DESCRIPTION		2019 "PROPOSED" ADOPTED USER FEES	
DEPARTMENT MISCELLANEOUS TOWN SERVICES:			
Computer Labels		0.05	Each Label - 5.00 Minimum
Computer Report of Tax Parcels		0.25	Per Page - 5.00 Minimum
Copies of Plans/Maps - 24" x 36"		10.00	
Copies of Records/Documents		0.25	Per Page
Mail Reminder Notices		2.00	
Returned Deposited Bad Check - Each Item		20.00	
Tax or Record Search and Copy		5.00	
Tax or Record Search and Copy with Letter		10.00	
Floodplain Permit		250.00	
Banner Permit Fee (non-waivable)		400.00	* Fee for each banner issued under permit - Revised 4/2015
SPECIAL DISTRICTS			
PARK DISTRICTS:			
Building Rental - District Resident		150.00	
Building Rental - Non-District Resident		N/A	
Building Rental Deposit - "Refundable"		150.00	
Building Rental Cleaning Fee		100.00	
SEWER DISTRICTS:			
Sewer System Service Application, including one inspection		250.00	Residential
(where Street Lateral to Curb Line exists)		500.00	Commercial
Sewer System Connection Additional Inspection - Each Inspection		50.00	
Sewer Sludge Dumping Fee, each 1000 gallons		200.00	
Out of District Application Fee - Residential		1,500.00	
Out of District Application Fee - Commercial		2,500.00	
WATER DISTRICTS:			
Water System Service Application, including one inspection		250.00	Residential
(where water line curb box exists)		500.00	Commercial
Water System Connection Additional Inspection - Each Inspection		50.00	
New Water Meter & Installation - 3/4" Meter		325.00	
New Water Meter Purchase		275.00	
All Others		Quote	
Water Meter Replace Due To Customer's Damage		325.00	
Water Meter Test, by written request of consumer		200.00	* If test shows the meter failed no cost; if test shows meter functions then fee applies
Water service turned on or off		50.00	
Water sprinkler tap - Annual Fee		200.00	
Final Bill Fee		35.00	
Bulk Water Sales	10 times the normal in district rate		Minimum fee \$300.00
Out of District Application Fee - Residential		1,500.00	
Out of District Application Fee - Commercial		2,500.00	
Water Bill Adjustment from Estimate to Actual	25.00 after 2nd adjustment		

Capital Markets Advisors, LLC

Independent Financial Advisors

FINANCIAL ADVISORY SERVICES AGREEMENT

This Agreement has been entered into by and between the Town of Carmel, New York (the "Client") and Capital Markets Advisors, LLC ("CMA"), a limited liability company created under the laws of the State of New York and having its principal place of business at 822 Route 82, Suite 310, Hopewell Junction, New York 12533.

Section 1 Financial Advisory Services

CMA will provide the following services in connection with bond and note financings (the "Issue"), undertaken by Client during the term of this Agreement.

- 1.01 Review legal, financial, economic and other information necessary for CMA to advise Client in planning, structuring and otherwise completing each Issue to be undertaken by Client.
- 1.02 Discuss plan of financing including funding requirements and structuring alternatives, given local resources, market conditions, budgetary constraints, future capital needs and such other matters as Client and CMA deem relevant.
- 1.03 Make presentations to the Board and members of the public concerning the debt issuance process, the credit rating process, interest rates and the budget impact resulting from the debt issue, at Client's request.
- 1.04 Prepare or assist in the preparation of financing documents, as required by Client, including but not limited to: Official Statement, Notice of Sale and Bid Sheet, request for a credit rating, request for municipal bond insurance (if necessary), DTC Letter of Representations and debt statement.
- 1.05 Upon the request of Client, CMA will assist Client in the selection of other service providers necessary to conduct each Issue including but not limited to bond counsel, rating agencies, bond insurers, underwriters, escrow agent, verification and financial printer, if appropriate.
- 1.06 Prepare and maintain a financing schedule, cost of issuance for refunding transactions and take such other actions requested by Client to efficiently manage each Issue.
- 1.07 Participate in debt sale, confirm net interest cost calculation and make award recommendation.
- 1.08 Assist Client with the delivery of proceeds of each Issue, payment of issuance costs and other matters related to closing each Issue.
- 1.09 Assist in matters relating to closing and verify receipt of Issue proceeds.
- 1.10 Prepare and file required Continuing Disclosure and Material Event Notice Filing Pursuant to Rule 15c2-12 of the Securities Exchange Act of 1934.

Capital Markets Advisors, LLC

Independent Financial Advisors

Section 2 Compensation

2.01 For CMA's performance of services on behalf of Client as described in Section 1 hereof, CMA's fees will be as follows:

For new money bond issues: a base fee of \$10,600 for issues up to \$5 million, plus \$0.50 per \$1,000 of bonds issued over \$5 million

For note issues: a base fee of \$5,250 for issues up to \$5 million, plus \$0.25 per \$1,000 of notes issued over \$5 million

For Term Sheet note issues (No OS): \$3,500

For capital lease issues: a base fee of \$6,500 plus \$.50 per \$1,000 of lease issued

For Full continuing disclosure: \$2,535 annually, inclusive of any required Material Event Notices

For services unrelated to a bond issuance an hourly fee of \$195 per hour.

2.02 For refunding bond issues, the fee will be negotiated with Client and is dependent on par amount, number of series of bonds being refunded and number of series of refunding bonds to be issued.

2.03 For strategic consulting services, the fee will be negotiated with Client and is dependent on scope of the project.

2.04 Client will pay normal issuance costs such as printing, distribution, postage, photocopying, overnight delivery, bond counsel, rating agency and other associated expenses.

2.05 Payment of Advisor's compensation is due within 30 days of receipt of Advisor's invoice following the closing of the financing.

Section 3 Term of Agreement

The term of this Agreement shall be January 1, 2019 through December 31, 2023. All fees are stated in terms of fees to be charged in 2019. An annual inflation factor based on the average annual United States Inflation Rate as found on inflationdata.com will be added to the base fee for each year beginning in 2020 and thereafter.

Section 4 Disclosure

CMA does not assume the responsibilities of Client, nor the responsibilities of the other professionals and vendors representing Client, in the provision of services and the preparation of financing documents for financings under this agreement. CMA accepts the relationship of trust and confidence established between it and the Client. CMA agrees to furnish its best skill and judgment in the performance of its services in the most expeditious and economical manner consistent with the interests of the Client. Information obtained by CMA, either through its own efforts or provided by the Client, included in the financing

Advisors, LLC

Independent Financial Advisors

documents, or otherwise provided to the Client, is by reason of experience and professional judgment, believed to be accurate; however, such information is not guaranteed by CMA.

Section 5 Required Regulatory Disclosure

Municipal Securities Rulemaking Board (“MSRB”) Rule G-10 requires that municipal advisors, including CMA, provide to their clients the following information once each calendar year: (i) CMA is registered as an independent municipal advisor with the MSRB and the US Securities and Exchange Commission (“SEC”); (ii) CMA is subject to the regulations and rules on municipal advisory activities established by the SEC and MSRB; (iii) the website for the MSRB is www.msrb.org and the website for the SEC is www.sec.gov and (iv) in addition to having educational materials about the municipal securities market, the MSRB website has a municipal advisory client brochure that describes the protections that may be provided by the MSRB rules and how to file a complaint with the appropriate regulatory authority.

MSRB Rule G-42 requires that municipal advisors, including CMA, inform their clients as to any conflicts of interest that may exist that could impact the client. To the best of our knowledge and belief, neither CMA nor any registered associated person has any material undisclosed conflict of interest that would impact CMA’s ability to service the Client.

Section 6 Independent Contractor

CMA hereby acknowledges and agrees that its status under this Agreement will be that of an independent contractor. CMA and its officers, agents and employees shall not represent themselves as Client employees to any third party, nor shall they make any claim to the Client, or to any other person or entity, for benefits or privileges granted to Client employees, including but not limited to, Unemployment and Workers Compensation benefits. CMA further acknowledges and agrees that the Client shall not take any deductions or withholdings from CMA’s compensation to pay federal or state taxes, or any other assessment, cost, expense or obligation which CMA or its officers, employees or agents may incur as a result of CMA receiving compensation pursuant to this agreement.

Section 7 Binding Effect

All agreements and covenants contained herein are severable and in the event any of them shall be held to be invalid by any competent court, this agreement shall be interpreted as if such invalid agreements or covenants were not contained herein, and the remaining provisions of this agreement shall remain in full force and effect. Each party hereto represents and warrants that this agreement has been duly authorized and executed by it and constitutes its valid and binding agreement.

Section 8 Modification and Termination

This Agreement contains the entire agreement of the parties. It may be amended in whole or in part from time to time in writing by mutual consent of the parties.

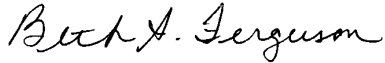
Capital Markets Advisors, LLC

Independent Financial Advisors

IN WITNESS WHEREOF, the parties have duly executed this Agreement as of the date set forth below.

Capital Markets Advisors, LLC

Town of Carmel, New York



By: _____

By: _____

Name: Beth A. Ferguson :

Name: _____

Title: Senior Vice President

Title: _____

Date: November 1, 2018

Date: _____

Richard J. Franzetti, P.E.
Town Engineer




(845) 628-1500
(845) 628-2087
Fax (845) 628-7085

Office of the Town Engineer
60 McAlpin Avenue
Mahopac, New York 10541

MEMORANDUM

To: Carmel Town Board

From: Richard J. Franzetti P.E. Town Engineer 

Date: November 8, 2018

Re: CSD #2, 4 and 7 - Replacement of UV Disinfection Bulbs at Micro-Filtration Plant

Inframark the operators for Carmel Sewer Districts 2, 4 and 7 (CSD 2, CSD 4 and CSD 7) have advised the Engineering Department (Department) that the ultraviolet disinfection bulbs at the microfiltration plants for these facilities are beyond the serviceable life span and that they must be replaced maintain appropriate disinfection standards

As an FYI these projects were completed as a Regulatory Upgrade and were financed through NYSEFC by New York City. These facilities utilize a combination microfiltration elements and ultraviolet disinfection bulbs.

Inframark has advised this Department that while there is a market for various manufacturers of bulbs and that based upon their research, that the Trojan bulbs can be expected to provide longer service than any aftermarket bulbs (see attached studies). This Department therefore considers this particular manufacturers bulb to be a sole source.

We have received the attached quotes from Fleet Pump & Service Group. They are as follows:

CSD	2	4	7
Bulbs and ancillary equipment	\$35,712.00	\$7,222.00	\$8,282.00
Labor (Inframark)	\$1,440.00	\$720.00	\$720.00
Total	\$37,152.00	\$7,972.00	\$9,002.00
Total after reimbursement	\$18,576.00	\$3,971.10	\$4,501.00

Inframark has indicated that the UV bulbs are ~3 years old and that that expected life expectancy of the new bulbs is ~3 years (as provided in the attached).

We have discussed this matter with the Comptroller and she advises that are sufficient funds available in CSD 2 and CSD 7to cover the full cost. CSD 4 we will need to do a budget revision transferring money into this account. It should be noted that 50% of this cost will be reimbursed to the Town of Carmel (Town) by NYCDEP under the terms of the operating between the municipalities. See the attached email.

We therefore request authorization to proceed with this work as outlined. I recommend that this matter be placed on the next Town Board work session for discussion.

Why do you need to stay with Trojan /GA Fleet:

The specified equipment is based on stringent NWRI specifications relating to **dose** and **validated** end of lamp life factor of 98%.

The job was originally bid and provided to NWRI regulations. If you choose to substitute a different lamp that has not been validated, you could **lose** your NWRI approval/compliance if the lamps you install do not have an end of lamp life (EOLL – how much the lamps have degraded at 12,000 hours, the guaranteed lamp life) equal to the basis of design (0.98 in the case of Carmel). The only way to determine this is to have the specific lamp's EOLL validated independently to the NWRI protocol. We can share our EOLL validation any time (used in the initial design).

We can provide NWRI lamp validation certificates and will the competition be supplying these as well? This is a very important piece of documentation that the alternative supplier needs to provide to ensure that you are being presented with all the facts to make an informed decision.

At this time, all competitive amalgam lamps have around an 82% UV output at 12,000 hours. This is a 16% reduction in our lamp UV output with the same hours. Trojan has also done 3rd party validation studies on various competitive lamps and find that the UV output that these lamps achieve at 100% power levels **decreases significantly** when the lamps are operated below 100% power. If non-validated, non-Trojan certified lamps are used, Trojan cannot ensure and guarantee disinfection or warrant the system and components as non-certified parts could potentially damage other components.

The Carmel UV disinfection system was designed, sized and disinfection guaranteed based on a specific set of lamp characteristics and therefore, operational control factors. The UV system will, regardless of the lamp used, be operated based on the as-designed control philosophy. If a component is used that has different characteristics, the UV dose delivered to the effluent can be significantly decreased. This would impact a plant in a number of ways including: 1) disinfection would be compromised and exceedences could occur, and 2) lamps would need to be replaced more often which would increase the plant's per year lamp cost and labor cost associated with UV operation.)

These issues become even more significant for reuse applications, like the NYC Watershed, where the disinfection limits are much more stringent and small changes in UV dose delivery can have a big impact on disinfection.

Regards,

Daria

Daria Gaschler, Parts and Replacements

FLEET PUMP & SERVICE GROUP, INC.

100 Calvert Street

Harrison, NY 10528

(914)835-3801 Tel

(914)835-2946 Fax

dgaschler@fleetpump.com

www.gafleet.com



CASE STUDY: GENUINE TROJANUV3000™ LOW PRESSURE LAMPS

Test Objective and Plan:

- Perform lamp output and aging study on Trojan UV3000™ lamps and non-genuine G64T5 low pressure UV lamps.
- Measure UV output and electrical characteristics of both brands of lamps.
- Monitor lamp performance as lamps were aged in a test tank in Trojan's lamp laboratory.

Test Conditions:

- Non-genuine lamps were tested in Trojan's lamp aging tanks.
- Test equipment was designed to simulate field conditions as closely as possible.
- Lamps were operated in same quartz sleeves and with production ballasts used in the TrojanUV3000™ system.
- Water in the test tank was temperature controlled to simulate a real wastewater treatment plant.
- Lamps were cycled on/off four (4) times daily for comparison to Trojan's lamp warranty.
- Lamps were removed and inspected at regular intervals.
- Lamp output measurements were made in a "near field" test apparatus. Lamp output was measured underwater, simulating field conditions.

Test Results for Non-Genuine Lamps:

- Non-genuine lamps showed brown coloring after approximately one month of operation (1,000 hour inspection).
- The brown coloring on the quartz glass was determined to be permanent, blocking UV light. Reduced UV output correlates to a reduced amount of UV energy available for inactivation of bacteria.
- One test lamp failed after 3,833 hours (6.5 months). At that point, the UV output of the remaining lamp was tested and showed a 40% decrease in lamp output compared to when lamps were new.

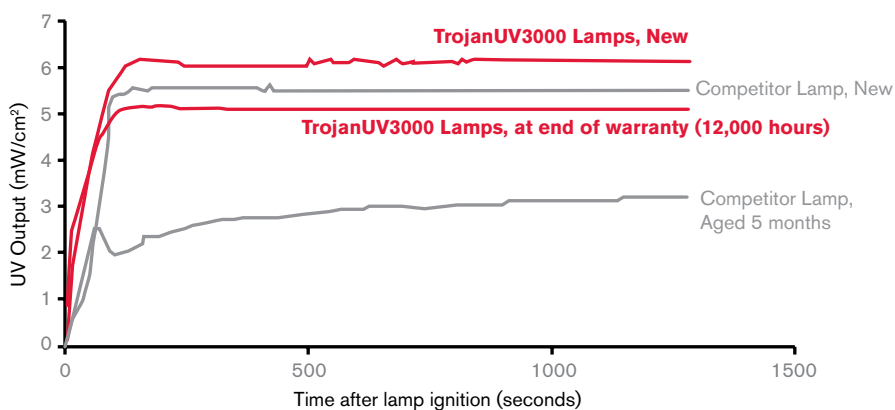


Figure 1: UV lamp output comparison over time of genuine TrojanUV3000™ lamp and non-genuine lamp. Note: A 40% reduction in UV output was measured in the non-genuine lamp after 5 months of operation. The Trojan lamp has consistently higher UV output, directly correlating to improved disinfection performance.

"If it's not a Genuine Trojan part, it shouldn't be part of your Trojan system."

Test Summary:

- Based on the testing performed, it can be concluded that the non-genuine lamps were substantially different in terms of manufacturing process and resulting performance.
- Permanent damage to the lamp quartz occurred when the non-genuine lamp was operated under conditions simulating an installed TrojanUV3000™ system.
- At all times, the genuine Trojan lamp demonstrated significantly higher UV output.
- One test lamp failed prematurely after only 6.5 months. The remaining lamp showed a 40% drop in UV output after 6.5 months.
- TrojanUV3000™ system is designed assuming no more than 20% reduction in output over the lifetime of the lamp. Substituting these non-genuine lamp into the TrojanUV3000™ would result in significant under-dosing and risk to permit compliance. For this reason Trojan cannot endorse utilizing non-genuine lamps in TrojanUV3000™ systems.



Figure 2: The two bottom non-genuine test lamps show permanent brown coloration after 3,833 hours. The top genuine Trojan low pressure lamp is clear and maintains proper levels of UV output.

"If it's not a Genuine Trojan part, it shouldn't be part of your Trojan system."

3020 Gore Road London, Ontario, Canada N5V 4T7
T. 519.457.3400 F. 519.457.3030 www.trojanuv.com

TROJAN UV
WATER CONFIDENCE™

Lamp Specification for TrojanUV3000Plus™

September 6, 2007

1. Lamps shall be type GA64T6H (Amalgam). Referenced Trojan Part No. 794447.
2. Amalgam mercury lamp employing pre-heat of the coiled filament cathodes before ignition.
3. The filament shall be sufficiently rugged to withstand shock and vibration.
4. Electrical connection consisting of four pins at one end only.
5. Lamp external wiring material shall be white Teflon insulated stranded wire.
6. Three (3) Teflon rings shall be equally spaced along the arc length to center the lamp in the quartz sleeve.
7. 90% of UV output shall be within the wavelengths of 230 to 275nm.
8. Lamp shall be capable of operating continuously at any power level between 240W and 144W.
9. UV irradiance at a distance of 2.89 meters in air shall be at least 107 +/- 3 microwatts/square centimetre peak at 100h when operating at 240W electrical power.
10. Arc length: 58 inches (147 cm).
11. Composition of lamp wall shall be of a design that is rated to produce zero levels of ozone.
12. Lamp bases, adhesives and wiring shall be of materials that do not break down or off-gas when exposed to UV, moisture and ozone.
13. The lamp base shall incorporate pins that are at an angle to the longitudinal axis of the lamp.
14. UV Lamps shall emit on average 98% of the 100h output for 12,000h of operation. On/Off cycles limited to four (4) per day.

This amalgam lamp was specifically designed for the UV3000Plus™ Product. The lamp output (new and end of lamp life) has been validated by third party regulators and engineers to ensure disinfection performance requirements are met.

Using anything other than genuine Trojan parts invalidates your Disinfection Performance Guarantee and puts safety certifications, regulatory compliance and system performance at risk.

TROJANUV LOW PRESSURE LOW OUTPUT LAMPS GUARANTEED DISINFECTION



Performance of your TrojanUV system is independently validated and is guaranteed for life – when you use Genuine TrojanUV low pressure low output (LPLO) lamps.

Your TrojanUV system was designed for End of Lamp Life (EOLL) – meaning the number of UV lamps installed at your plant was carefully selected to

ensure the required UV dose gets delivered throughout the lamp's entire lifespan of 12,000 hours (1 year = 8,760 hours).

If non-TrojanUV (non-Genuine) LPLO lamps are installed in your system, disinfection performance and permit compliance are at risk (see Figure 1).

CHART LEGEND

1. Your **TrojanUV system** is designed for a high EOLL
2. After a few months, non-Genuine lamps have significantly lower levels of output
3. Even if non-Genuine lamps continue to turn on after 1 year, the UV output is so low, disinfection is severely at risk

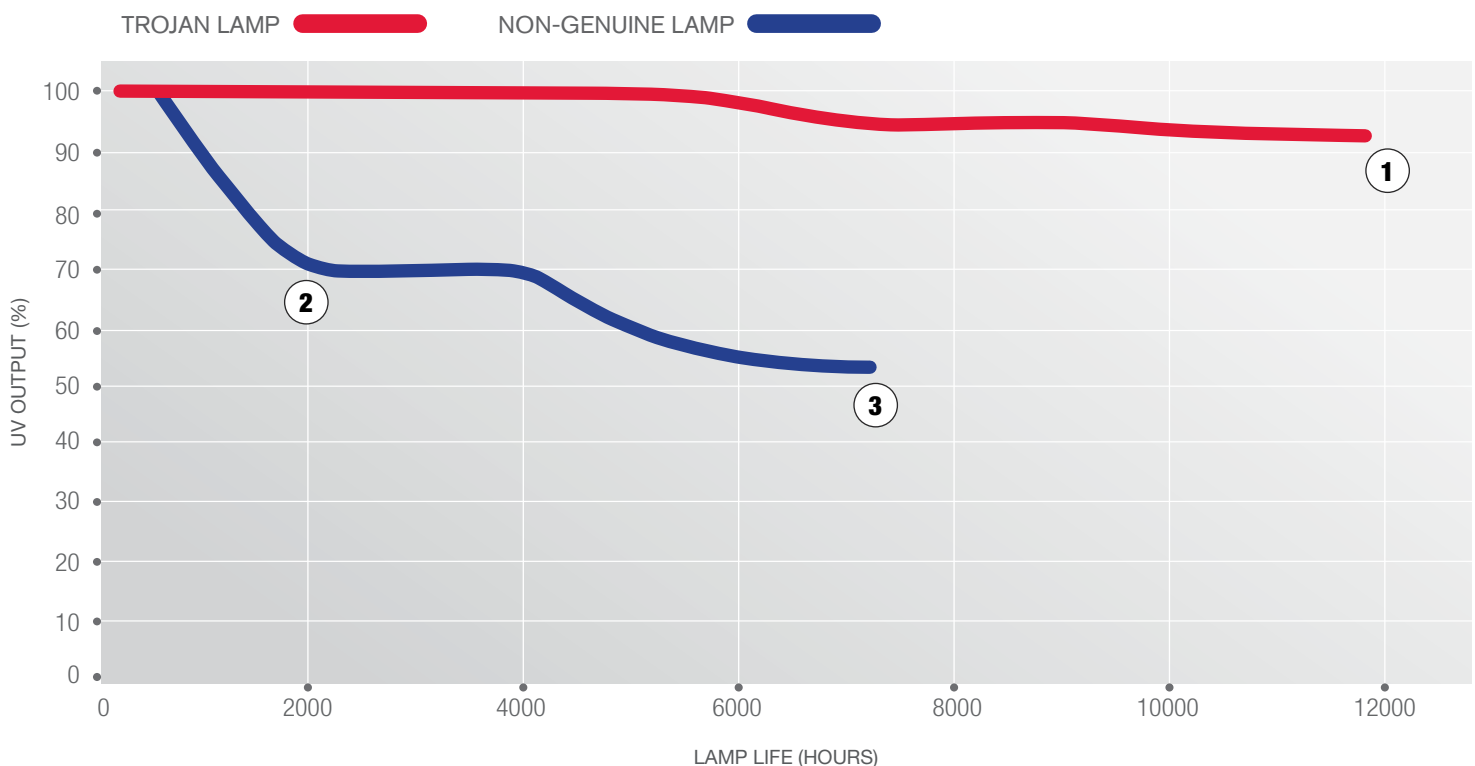


Figure 1: TrojanUV vs. Non-Genuine Low Pressure Low Output Lamps

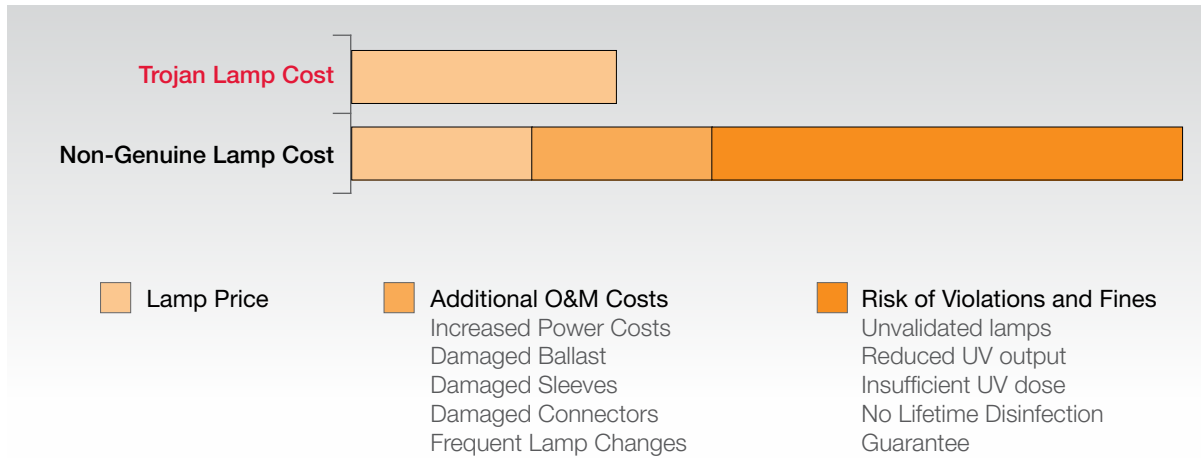
Source: GAP EnviroMicrobial Services, Dec. 2011

Testing done in accordance with industry protocols (NWRI). Lamps are aged and tested in water tanks to simulate real-world operating conditions and third party witnessed.

TROJANUV™

TOTAL COST SAVINGS

HOW MUCH DO NON-GENUINE LAMPS REALLY COST?



Use of Non-Genuine LPLO lamps will void safety certifications (UL, CSA etc.) and damage other system components such as connectors, lamp plugs and ballasts leading to even higher O&M costs and increased maintenance.

THE BOTTOM LINE

Non-Genuine LPLO Lamps

Actual disinfection performance and long-term compatibility are unknown, unpredictable, risky, potentially dangerous and ultimately more expensive.

Genuine TrojanUV LPLO Lamps

Ensure disinfection and maintain your warranties and Lifetime Performance Guarantee. Operate your UV system as engineered/designed and maintain specified UV dose.

Don't risk permit compliance.

Contact your local TrojanUV Representative or visit <http://www.trojanuv.com/getgenuine> to contact our Client Services / After Market Parts Team.



"If it's not a Genuine Trojan part, it shouldn't be part of your Trojan system."

TROJANUV3000™ SYSTEMS LAMP KIT INTRODUCTION



TROJAN'S LOW PRESSURE LAMP KIT

Save both time and money with Trojan's new Low Pressure (LP) Lamp Kit for TrojanUV3000 Systems. Save 30% when purchasing a Lamp Kit that contains validated LP lamps, quartz sleeves, o-rings and compression springs. This is equivalent to quartz sleeves being offered at 50% off.

Recycling of your used lamps is also included.

BENEFITS WITH TROJAN'S LAMP KIT

- Trojan LP lamps have undergone strict independent validation (NWRI protocol) demonstrating the highest UV output over the lamp's entire lifetime
- Lamp validation ensures your UV system will consistently meet disinfection requirements while also minimizing power consumption and saving you money
- New sleeves may require less frequent cleaning and used quartz sleeves can be recycled
- Ensure proper watertight sealing by replacing the o-ring each time
- Kits are available for both short (36") lamps (P/N 331014-001) and long (64") lamps (P/N331014-002)
- These lamps are used with TrojanUV3000PTP, TrojanUV3000B and TrojanUV3000 systems



LAMP KIT INCLUDES:

QUANTITY

Trojan LP Lamp (36" or 64")	4
Trojan Quartz Sleeve (900mm or 1610mm)	4
Trojan Sleeve Sealing O-Ring	4
Trojan Compression Spring	4

KEY FEATURES. MORE BENEFITS.

GET GENUINE

When it comes time to replace your Low Pressure Lamps, purchase genuine, validated Trojan replacement lamps for your UV system to ensure you maintain your Lifetime Disinfection Performance Guarantee.

THE BOTTOM LINE

Genuine components ensure your TrojanUV3000 system runs at peak performance. The new Lamp Kit for TrojanUV3000 Systems combines superior components at a 30% discount in order to save you time and money.

For additional information please contact your local Trojan Representative or visit www.trojanuv.com/service/get-genuine-parts to contact our Client Services/After Market Parts Team.



Figure 1: The four top non-OEM lamps (white ends) show permanent brown discoloration after only 3,833 hours. The four bottom genuine Trojan LP lamps (blue ends) are clear and maintain proper levels of UV output.



GET GENUINE.

"If it's not a Genuine Trojan part, it shouldn't be part of your Trojan system."

Quotation from: FLEET PUMP and SERVICE GROUP, INC.

An affiliate of G.A. Fleet Associates, Inc.

DATE: 6-Nov-2018
QUOTE NUMBER: 110618LG1



LISANDRO GENAO-PARTS SALES
455 KNOLLWOOD ROAD
WHITE PLAINS, NY 10603
Tel. 914-835-3801 x114

TO: Town of Carmel

Fax 914-835-2946

ATTN: Amanda Delgado

lgenao@fleetpump.com

www.gafleet.com

TEL: 845-228-0460 / 914-490-9976

MFR. Trojan

FAX:

MODEL UV3+07

EMAIL: amanda.delgado@inframark.com

PROJ. # 511264

We are pleased to submit the following bid for materials:

SITE Carmel Sewer Distr. 2

<u>TERMS</u>		<u>EARLIEST SHIP</u>	<u>FOB</u>	<u>SHIP VIA</u>	<u>PARTS PERSON</u>
Net 30		2 Weeks ARO	SP	Best	LG
<u>ITEM</u>	<u>QTY</u>	<u>DESCRIPTION</u>	<u>UNIT</u>	<u>PRICE EACH</u>	<u>EXTENDED PRICE</u>
1	96	794447-0YW Lamp GA64T6HE Flat base	ea	285.68	27,425.28
2	2	015393-S-158NB Sensor Assembly	ea	2,196.00	4,392.00
3	2	015406 Cable Kit	ea	129.50	259.00
4	4	917341-100 Ballast Kit - to be used with plastic end caps (replaces 915378)	ea	834.00	3,336.00
5	1	Freight - YRC Standard Service	ea	300.00	300.00

****Note****

Pricing on line 1 794447-0YW
expires on 12-5-18

Fed. Tax ID 13-2814887 0 % Subtotal 35,712.28
Tax
TAX EXEMPTION CERTIFICATES MUST BE ON FILE. QUOTE IS VALID FOR 30 DAYS Total #VALUE!
WHEN EQUIPMENT HAS BEEN RELEASED AND READY TO SHIP FROM THE FACTORY IT IS THE CUSTOMERS
RESPONSIBILITY TO ACCEPT DELIVERY. THE MANUFACTURER OR THE FLEET COMPANIES WILL NOT HOLD EQUIPMENT.
Please forward a **Purchase Order or Authorization on your Letter head**, if you wish to proceed with the above proposal.

TOWN OF CARMEL**ENGINEERING****REQUEST FOR PURCHASE OR REPAIR**

District : CSD2

Date of Request: 11/02/18

Item requested: UV bulb replacement and UV parts

Purpose of item: Waste water disinfection for regulatory compliance

Estimated age of equipment to be replaced / repaired: 3

Estimated life expectancy of new equipment / repair: 2-3

Labor cost for installation and or repair: \$1440.00

Vendor # 1: GA Fleet (Trojan distributor)

Cost: \$35712.00

Vendor # 2:

Cost:

Vendor # 3:

Cost:

NYC DEP Microfiltration 50% costs

TOWN OF CARMEL**ENGINEERING****REQUEST FOR PURCHASE OR REPAIR**

District : CSD2

Date of Request: 11/02/18

Item requested: UV bulb replacement and UV parts

Purpose of item: Waste water disinfection for regulatory compliance

Estimated age of equipment to be replaced / repaired: 3

Estimated life expectancy of new equipment / repair: 2-3

Labor cost for installation and or repair: \$1440.00

Vendor # 1: GA Fleet (Trojan distributor)

Cost: \$42,847.00

Vendor # 2:

Cost:

Vendor # 3:

Cost:

NYC DEP Microfiltration 50% costs

Quotation from: FLEET PUMP and SERVICE GROUP, INC.

An affiliate of G.A. Fleet Associates, Inc.

DATE: **2-Nov-2018**
QUOTE NUMBER: **110218LG1**



LISANDRO GENAO-PARTS SALES
455 KNOLLWOOD ROAD
WHITE PLAINS, NY 10603
Tel. 914-835-3801 x114

TO: **Town of Carmel**

Fax 914-835-2946

ATTN: **Amanda Delgado**

lgenao@fleetpump.com

www.gafleet.com

TEL: **845-228-0460 / 914-490-9976**

MFR. **Trojan**

FAX:

MODEL **UV3000**

EMAIL: amanda.delgado@inframark.com

PROJ. # **310967**

We are pleased to submit the following bid for materials:

SITE **Carmel Sewer Distr. 4**

<u>TERMS</u>		<u>EARLIEST SHIP</u>	<u>FOB</u>	<u>SHIP VIA</u>	<u>PARTS PERSON</u>
Net 30		2 Weeks ARO	SP	Best	LG
<u>ITEM</u>	<u>QTY</u>	<u>DESCRIPTION</u>	<u>UNIT</u>	<u>PRICE EACH</u>	<u>EXTENDED PRICE</u>
1	12	331014-002 Lamp/Sleeve Kit, 64" (4 pack)	ea	264.00	3,168.00
2	2	015195-010 Sensor Assembly	ea	1,902.00	3,804.00
3	1	Freight - YRC Standard Service	ea	250.00	250.00

Includes the following:
302418-004 UV6414 64" Lamps (4 pack)
302208-004 Quartz Sleeve (4 pack)
302300 Sleeve Sealing O-Ring
302314 Sleeve Support O-Ring
700105 Compression Spring, SST

Fed. Tax ID 13-2814887	0 %	Subtotal	7,222.00
		Tax	
		Total	#VALUE!

TAX EXEMPTION CERTIFICATES MUST BE ON FILE. QUOTE IS VALID FOR 30 DAYS
WHEN EQUIPMENT HAS BEEN RELEASED AND READY TO SHIP FROM THE FACTORY IT IS THE CUSTOMERS
RESPONSIBILITY TO ACCEPT DELIVERY. THE MANUFACTURER OR THE FLEET COMPANIES WILL NOT HOLD EQUIPMENT.
Please forward a **Purchase Order or Authorization on your Letter head**, if you wish to proceed with the above proposal.

TOWN OF CARMEL

ENGINEERING

REQUEST FOR PURCHASE OR REPAIR

District : CSD4

Date of Request: 11/02/18

Item requested: UV bulb replacement and UV parts

Purpose of item: Waste water disinfection for regulatory compliance

Estimated age of equipment to be replaced / repaired: 3

Estimated life expectancy of new equipment / repair: 2-3

Labor cost for installation and or repair: \$720.00

Vendor # 1: GA Fleet (Trojan distributor)

Cost: \$7222.00

Vendor # 2:

Cost:

Vendor # 3:

Cost:

NYC DEP Microfiltration 50% costs

Quotation from: FLEET PUMP and SERVICE GROUP, INC.

An affiliate of G.A. Fleet Associates, Inc.

DATE: 2-Nov-2018
QUOTE NUMBER: 110218LG2



LISANDRO GENAO-PARTS SALES
455 KNOLLWOOD ROAD
WHITE PLAINS, NY 10603
Tel. 914-835-3801 x114

TO: The Town of Carmel

Fax 914-835-2946

ATTN: **Amanda Delgado**

lgenao@fleetpump.com

www.gafleet.com

TEL: 845-228-0460 / 914-490-9976

MFR. **Trojan**

FAX:

MODEL UV3000PTP

EMAIL: amanda.delgado@inframark.com

PROJ. # 611466

We are pleased to submit the following bid for materials:

SITE Carmel Sewer Distr. 7

<u>TERMS</u>		<u>EARLIEST SHIP</u>	<u>FOB</u>	<u>SHIP VIA</u>	<u>PARTS PERSON</u>
Net 30		2 Weeks ARO	SP	Best	LG
<u>ITEM</u>	<u>QTY</u>	<u>DESCRIPTION</u>	<u>UNIT</u>	<u>PRICE EACH</u>	<u>EXTENDED PRICE</u>
1	9	331014-002 Lamp/Sleeve Kit, 64" (4 pack)	ea	264.00	2,376.00
2	3	015195-010 Sensor Assembly	ea	1,902.00	5,706.00
3	1	Freight - UPS Ground Service	ea	200.00	200.00

Includes the following:

302418-004 UV6414 64" Lamps (4 pack)	
302208-004 Quartz Sleeve (4 pack)	
302300 Sleeve Sealing O-Ring	
302314 Sleeve Support O-Ring	
700105 Compression Spring, SST	
Subtotal	

Fed. Tax ID 13-2814887

0 %

<i>Subtotal</i>	8,282.00
-----------------	----------

Tax

TAX EXEMPTION CERTIFICATES MUST BE ON FILE. QUOTE IS VALID FOR 30 DAYS

Total #VALUE!

WHEN EQUIPMENT HAS BEEN RELEASED AND READY TO SHIP FROM THE FACTORY IT IS THE CUSTOMERS RESPONSIBILITY TO ACCEPT DELIVERY. THE MANUFACTURER OR THE FLEET COMPANIES WILL NOT HOLD EQUIPMENT.

Please forward a **Purchase Order or Authorization on your Letter head**, if you wish to proceed with the above proposal.

TOWN OF CARMEL

ENGINEERING

REQUEST FOR PURCHASE OR REPAIR

District : CSD7

Date of Request: 11/02/18

Item requested: UV bulb replacement and UV parts

Purpose of item: Waste water disinfection for regulatory compliance

Estimated age of equipment to be replaced / repaired: 3

Estimated life expectancy of new equipment / repair: 2-3

Labor cost for installation and or repair: \$720.00

Vendor # 1: GA Fleet (Trojan distributor)

Cost: \$8222.00

Vendor # 2:

Cost:

Vendor # 3:

Cost:

NYC DEP Microfiltration 50% costs

From: [Maxwell, Mary Ann](#)
To: [Franzetti, Richard](#)
Cc: [Esteves, Donna](#); [Tenefrancia, Michelle](#)
Subject: FW: 11-5-18 - CSD 2, 4 and 7 - UV Bulbs Purchase
Date: Tuesday, November 06, 2018 12:08:35 PM

Brad Simmons from NYCDEP confirmed via email below that City will reimburse the Town 50% towards the purchase and installation of UV Bulbs for CSD 2,4 and 7. The Town will have to expense the full cost this year and request reimbursement when we submit our 2018 Micro Reconciliations next year.

The funding is available in CSD 2 and CSD 7 (8130.0140) to cover the full cost. CSD 4 we will need to do a budget revision transferring \$ into this account.

Let me know if you have any questions or concerns.

Mary Ann Maxwell
Town Comptroller
Town of Carmel
(845) 628-1500 ext 175
Fax (845) 628-7085
mam@ci.carmel.ny.us

From: Simmons, Brad [mailto:BSimmons@dep.nyc.gov]
Sent: Tuesday, November 06, 2018 11:08 AM
To: Maxwell, Mary Ann
Subject: Re: 11-5-18 - CSD 2, 4 and 7 - UV Bulbs Purchase

To confirm, the cost sharing is 50/50 for UV bulb replacement at the three facilities.

Brad Simmons

From: Maxwell, Mary Ann <mam@ci.carmel.ny.us>
Sent: Monday, November 5, 2018 1:08:13 PM
To: Simmons, Brad
Subject: RE: 11-5-18 - CSD 2, 4 and 7 - UV Bulbs Purchase

That's fine...thanks. Tomorrow is fine too.

Mary Ann Maxwell
Town Comptroller
Town of Carmel
(845) 628-1500 ext 175
Fax (845) 628-7085
mam@ci.carmel.ny.us

From: Simmons, Brad [mailto:BSimmons@dep.nyc.gov]
Sent: Monday, November 05, 2018 1:04 PM
To: Maxwell, Mary Ann

Subject: Re: 11-5-18 - CSD 2, 4 and 7 - UV Bulbs Purchase

I'm pretty sure that's the case. I'm out of the office but will try to get back to you later today to confirm.

From: Maxwell,Mary Ann <mam@ci.carmel.ny.us>
Sent: Monday, November 5, 2018 11:46:52 AM
To: Simmons, Brad
Cc: Franzetti,Richard; Esteves,Donna; Tenefrancia,Michelle
Subject: FW: 11-5-18 - CSD 2, 4 and 7 - UV Bulbs Purchase

Good morning Brad,

The Town of Carmel is considering the replacements of UV bulbs at each microfiltration plant (see cost breakout below by plant). In accordance with the terms of the operating agreement between NYCDEP and the Town of Carmel please confirm that NYCDEP will reimburse the Town 50% towards the purchase and installation of UV Bulbs for CSD 2,4 and 7 microfiltration plants.

I've included Rich Franzetti, Town Engineer, on this email if you have any questions or concerns.

Thank you,

Mary Ann

Mary Ann Maxwell
Town Comptroller
Town of Carmel
(845) 628-1500 ext 175
Fax (845) 628-7085
mam@ci.carmel.ny.us

From: Franzetti,Richard
Sent: Monday, November 05, 2018 8:50 AM
To: Maxwell,Mary Ann; Esteves,Donna
Subject: 11-5-18 - CSD 2, 4 and 7 - UV Bulbs Purchase

Donna and Mary Ann

Are there sufficient funds for the purchase of UV Bulbs at CSD 2, 4 and 7? Costs are as follows:

CSD	2	4	7
Bulbs and ancillary equipment	\$42,847.00	\$7,222.00	\$8,282.00
Labor (Inframark)	\$1,440.00	\$720.00	\$720.00
Total	\$44,287.00	\$7,972.00	\$9,002.00
Total after reimbursement	\$22,143.50	\$3,971.10	\$4,501.00

Also can you please confirm that the NYCDEP will reimburse 50% of this cost to the Town of Carmel under the terms of the operating between the municipalities?

Thanks

Richard J. Franzetti. P.E, BCEE
Town Engineer
60 McAlpin Avenue
Mahopac, New York 10541
Phone - (845) 628-1500 ext 181
Fax – (845) 628-7085
Cell – (914) 843-4704
rjf@ci.carmel.ny.us

This communication may be confidential and is intended for the sole use of the addressee(s). No use or reproduction of the information provided is permitted without the written consent of the Town of Carmel. If you are not the intended recipient, you should not copy, disclose or take any action in reliance on this communication. If you have received this communication in error, please notify the sender by reply e-mail and delete the message and any attached documents.

Richard J. Franzetti, P.E.
Town Engineer




(845) 628-1500
(845) 628-2087
Fax (845) 628-7085

Office of the Town Engineer
60 McAlpin Avenue
Mahopac, New York 10541

MEMORANDUM

To: Carmel Town Board

From: Richard J. Franzetti P.E. Town Engineer 

Date: November 8, 2018

Re: C246 - CWD 2 No Cost Change Order Request

As the Board is aware, the referenced project was awarded to Legacy Supply. Contracts were signed and a NOTICE TO PROCEED was issued by this department on February 22, 2018.

As you know, the Route 301 section of the project was intended to be executed last. Permits from the New York City Department of Environmental Conservation (NYCDEP) and New York State Department of Transportation (NYSDOT) were required for the execution of this phase and were both applied for in the spring. The NYCDEP permit offer was issued at the end of August and the NYSDOT permit was issued at the end of October.

The NYCDEP permit required relocation of the main from the south side of Route 301 to the north side, necessitating trenchless crossings of Route 301 under the NYSDOT permit. The Contractor has documented these delays and seeks the Town's approval for the execution of this phase of the work.

Attached is the Contractor's request for reallocation of bid costs, along with the estimate of remaining bid items to be used in the execution of this work. As stated in the Contractor's request letter, the cost reallocation represents a NO COST change to the project

In addition due the permitting delays it is recommended that the date for substantial completion be changed to May 10, 2019. This delay was not caused by the Contractor. A more detailed explanation is provided in the attached from JRFA associates.

Attached please find the proposed **no-cost** Change Order #2 (3 copies) and we recommend that the Board approve Change Order #2 and authorize the Supervisor to sign the same.

Tel: (845) 628-1500 Fax: (845) 628-7085 email rjf@ci.carmel.ny.us

Legacy Supply LLC

14 Railroad Avenue, Valhalla, NY 10595
PHONE (914) 262-2048 – FAX 914-946-2355

November 2, 2018

John Folchetti, P.E.
J. Robert Folchetti & Associates
31 Sodom Road
Brewster, NY 10509

RE: Town of Carmel Water District No. 2
Emergency Water Main Replacement Project
Contract Date: February 22, 2018

Dear John:

Legacy Supply LLC ("Legacy") hereby requests Change Order 2 be considered to the above referenced contract. According to Page 1 of the plans for this project, the construction sequence states as follows in Item 4, "Await direction from Owner to determine whether to: a. continue with new main on NYS Route 301; b. Continue with new main on Gleneida Ridge Road; c. stop work." As Legacy has completed Phases 1 and 2 of the work in the contract, replacement of Route 301 segment remains incomplete despite actively working with New York State Department of Transportation ("NYSDOT") and New York City Department of Environmental Protection ("NYCDEP") to obtain permits, etc.

As directed in the permit applications, comments and approvals received from the NYSDOT (October 29, 2018) and NYCDEP (August 28, 2018), modifications to the plans are required by these agencies. Legacy has reviewed the site plans provided by J. Robert Folchetti & Associates ("JRFA"), however, changes are required by both of these agencies. As part of these modifications, Legacy will be required to relocate the pipeline as directed by JRFA to the north side of Route 301 to perform (3) directional drill/boring crossings. As part of the approval process and permit requirement, NYSDOT has requested a construction sequence/schedule (attached hereto).

In compliance with Note 3 on the contract drawings, Legacy is formally requesting that \$490,000.00, majority balance of contract funds and not to exceed the full contract value, be assigned to complete these changes to the Route 301 segment using the construction methods and materials identified in Change Order 2 breakdown.

Further, in accordance with Note 4, sheet 1 of 8, of the contract drawings, Legacy requests the Town Board decide on how to proceed regarding the Route 301 water main installation. If the Town should wish to move forward with Change Order 2, Legacy hereby requests an extension of time to the contract due to the lengthy permit process. The modifications requested are as follows: Substantial Completion: May 10, 2019; Final Completion: June 1, 2019.

Sincerely,


Lisa Lyons-Cassidy
Managing Member

CARMEL WATER DISTRICT NO. 2 - CHANGE ORDER Breakdown

CONVENTIONAL ITEMS	COSTS
Additional Maintenance and Protection of Traffic including:	12,500.00
Signage	
Barricades	
Notifications	
Storm Drainage	3,500.00
New Catch Basin	
Test Holes (8)	10,000.00
Tree Removal (3)	8,000.00
Tight Sheeting \$40/SF	80,000.00
2000 Square Feet	
Trenchless Items	
Subcontractor Mobilization/Demobilization	40,000.00
Horizontal Directional Drilling Pits (4) involving:	117,000.00
Excavation/Disposal	
Sheeting and Shoring	
Foundation/Backfill	
Horizontal Directional Drilling Pipe Installation (300 L.F.) includes:	157,000.00
Rig/Crew	
Fluids	
Fusing	
Pipe	
Rock Bore	
Jacked Pipe Installation (40 L.F.) involving:	29,000.00
Rig/Crew	
Steel Casing	
Casing Spacers	
Pipe	
Fusing	
Jack Receiving Pits (2)	33,000.00
Excavation and Disposal	
Sheeting and Shoring	
Foundation/Backfill	
GRAND TOTAL	490,000.00

CONTINUATION SHEET

Schedule of value detail													AIA DOCUMENT G703			Page 2 of 2	
AIA Document G702, APPLICATION AND CERTIFICATION FOR PAYMENT, containing Contractor's signed certification is attached.													APPLICATION NO:		BALANCE		
In tabulations below, amounts are stated to the nearest dollar.													APPLICATION DATE:		BALANCE		
Use Column I on Contracts where variable retainage for line items may apply.													PERIOD TO:		BALANCE		
													PROJECT NO:				
A	B				C	D		E	F	G	H	I					
ITEM NO.	DESCRIPTION OF WORK	Estimated Quantity	UNIT	UNIT PRICE	SCHEDULED VALUE	WORK COMPLETED		MATERIALS PRESENTLY STORED (NOT IN D OR E)	TOTAL COMPLETED AND STORED TO DATE (D+E+F)	% (G ÷ C)	BALANCE TO FINISH (C - G)	RETAINAGE					
						FROM PREVIOUS APPLICATION (D + E)	Quantity This Period						Value This Period				
1A	Buried Piping - Smooth Walled HDPE Gravity Stormwater Pipe																
1A1	15" DIA. HDPE	200	LF	45.00	\$9,000.00	\$0.00	0.00	\$0.00	\$0.00	\$0.00	0.00%	\$9,000.00	\$0.00				
1B	Buried Piping - DR14 PVC Potable Water Pipe																
1B1	6" DIA DR 14 PVC	13000	LF	69.00	\$897,000.00	\$545,514.00	2,100.00	\$144,900.00	\$0.00	\$690,414.00	76.97%	\$206,586.00	\$34,520.70				
1C	Building Service Connections																
1C1	Building Service Connections	120	EA	1,500.00	\$180,000.00	\$116,400.00	0.00	\$0.00	\$0.00	\$116,400.00	64.67%	\$63,600.00	\$5,820.00				
1D	Gate Valves																
1D1	6" Gate Valves	26	EA	1,800.00	\$46,800.00	\$36,000.00	6.00	\$10,800.00	\$0.00	\$46,800.00	100.00%	\$0.00	\$2,340.00				
1E	Fire Hydrants	21	EA	4,500.00	\$94,500.00	\$76,500.00	3.00	\$13,500.00	\$0.00	\$90,000.00	95.24%	\$4,500.00	\$4,500.00				
1F1	2" Combination Air Relief Valves	4	EA	1,500.00	\$6,000.00	\$1,500.00	1.00	\$1,500.00	\$0.00	\$3,000.00	50.00%	\$3,000.00	\$150.00				
2	Rock Excavation																
2A1	Rock Excavation - 0 to 10 ft.	1000	CY	10.00	\$10,000.00	\$330.00	0.00	\$0.00	\$0.00	\$330.00	3.30%	\$9,670.00	\$16.50				
3	Precast Concrete																
3A1	Precast Concrete Manholes - Valve Pit 60" DIA. - 5' to 10' depth	4	EA	5,000.00	\$20,000.00	\$10,000.00	1.00	\$5,000.00	\$0.00	\$15,000.00	75.00%	\$5,000.00	\$750.00				
3A2	Precast Concrete Catch Basins 48" x 48" - 0' to 10' depth	8	EA	3,500.00	\$28,000.00	\$0.00	0.00	\$0.00	\$0.00	\$0.00	0.00%	\$28,000.00	\$0.00				
4	Asphalt Concrete Pavement Restoration																
4A1	2" Asphalt Concrete Binder Course-Temporary	1750	SY	34.00	\$59,500.00	\$0.00	211.00	\$7,174.00	\$0.00	\$7,174.00	12.06%	\$52,326.00	\$358.70				
4A2	4" Asphalt Concrete Binder Course-Permanent	4400	SY	50.25	\$221,100.00	\$168,146.55	211.00	\$10,602.75	\$0.00	\$178,749.30	80.85%	\$42,350.70	\$8,937.47				
4A3	Asphalt Concrete Curb	500	LF	10.00	\$5,000.00	\$5,380.00	0.00	\$0.00	\$0.00	\$5,380.00	107.60%	-\$380.00	\$269.00				
5	K-Crete Pipe Encasement	100	CY	105.00	\$10,500.00	\$630.00	0.00	\$0.00	\$0.00	\$630.00	6.00%	\$9,870.00	\$31.50				
6	Vegetated Surface Restoration	1000	SY	4.00	\$4,000.00	\$5,060.00	0.00	\$0.00	\$0.00	\$5,060.00	126.50%	-\$1,060.00	\$253.00				
7	Tree and Shrub Replacement	15	EA	300.00	\$4,500.00	\$0.00	0.00	\$0.00	\$0.00	\$0.00	0.00%	\$4,500.00	\$0.00				
8	Maintenance and Protection of Traffic	1	LS	60,000.00	\$60,000.00	\$47,343.00	0.00	\$12,657.00	\$0.00	\$60,000.00	100.00%	\$0.00	\$3,000.00				
9	Location of Utilities	1	LS	25,000.00	\$25,000.00	\$21,250.00	0.00	\$3,750.00	\$0.00	\$25,000.00	100.00%	\$0.00	\$1,250.00				
10	Environmental Protection and Erosion/Sediment Control	1	LS	25,000.00	\$25,000.00	\$20,097.00	0.00	\$4,903.00	\$0.00	\$25,000.00	100.00%	\$0.00	\$1,250.00				
11	Cold Milling Pavement	5000	SY	8.00	\$40,000.00	\$9,720.00	0.00	\$0.00	\$0.00	\$9,720.00	24.30%	\$30,280.00	\$486.00				
12	Extra Earth Excavation	400	CY	28.00	\$11,200.00	\$1,276.80	0.00	\$0.00	\$0.00	\$1,276.80	11.40%	\$9,923.20	\$63.84				
13	Extra Select Backfill	400	CY	30.00	\$12,000.00	\$990.00	0.00	\$0.00	\$0.00	\$990.00	8.25%	\$11,010.00	\$49.50				
14	Extra Foundation Stone	200	CY	38.00	\$7,600.00	\$0.00	0.00	\$0.00	\$0.00	\$0.00	0.00%	\$7,600.00	\$0.00				
15	Extra Class "B" Concrete	50	CY	140.00	\$7,000.00	\$0.00	0.00	\$0.00	\$0.00	\$0.00	0.00%	\$7,000.00	\$0.00				
16	Extra RipRap Stone	100	CY	40.00	\$4,000.00	\$0.00	0.00	\$0.00	\$0.00	\$0.00	0.00%	\$4,000.00	\$0.00				
	SUB TOTAL				\$1,787,700.00	\$1,066,137.35		\$214,786.75	\$0.00	\$1,280,924.10		\$506,775.90	\$64,046.21				

Balance of Contract at end of Phase II \$721,562.65
 Line Items from contract to be used to complete Phase III \$214,786.75
\$506,775.90

* No Net Change Order within Contract. Relocation of funds to complete bores not in original scope of work.

Change Order No. 2 - Directional Drill and Bores \$490,000.00

Balance to be left in contract at end of Phase III \$16,775.90

December 2018

Sun	Mon	Tue	Wed	Thu	Fri	Sat
						1
2	3 <i>Remobilization to Project</i>	4 <i>Remobilization to Project</i>	5 <i>Test Holes</i>	6 <i>Test Holes</i>	7 <i>Test Holes</i>	8
9	10 <i>Mobilize Bore Equipment to Gleneida Ridge</i>	11 <i>Bore—Gleneida Ridge</i>	12 <i>Bore—Gleneida Ridge</i>	13 <i>Bore—Gleneida Ridge</i>	14 <i>Bore—Gleneida Ridge</i>	15
16	17 <i>Bore—Gleneida Ridge Complete</i>	18 <i>Mobilize - Elevated Rock Bore</i>	19 <i>Elevated Rock Bore</i>	20 <i>Elevated Rock Bore</i>	21 <i>Elevated Rock Bore</i>	22
23	24 <i>HOLIDAY</i>	25 <i>HOLIDAY</i>	26 <i>HOLIDAY</i>	27 <i>HOLIDAY</i>	28 <i>HOLIDAY</i>	29
30	31 <i>HOLIDAY</i>					

January 2019

Sun	Mon	Tue	Wed	Thu	Fri	Sat
		1 <i>OFF—HOLIDAY</i>	2 <i>Elevated Rock Bore</i>	3 <i>Elevated Rock Bore</i>	4 <i>Elevated Rock Bore</i>	5
6	7 <i>Elevated Rock Bore</i>	8 <i>Elevated Rock Bore</i>	9 <i>Elevated Rock Bore</i>	10 <i>Elevated Rock Bore</i>	11 <i>Bore—Gleneida Ridge Culvert</i>	12
13	14 <i>Bore—Gleneida Ridge Culvert</i>	15 <i>Bore—Gleneida Ridge Culvert</i>	16 <i>Bore—Gleneida Ridge Culvert</i>	17 <i>Bore—Gleneida Ridge Culvert</i>	18 <i>Bore—Gleneida Ridge Culvert</i>	19
20	21 <i>Bore—Gleneida Ridge Culvert</i>	22 <i>Bore—Gleneida Ridge Culvert— COMPLETE</i>	23 <i>Open Cut —Gleneida Ridge Culvert</i>	24 <i>Open Cut —Gleneida Ridge Culvert</i>	25 <i>Open Cut —Gleneida Ridge Culvert</i>	26
27 <i>Open Cut — Gleneida Ridge Cul- vert</i>	28	29 <i>Open Cut —Gleneida Ridge Culvert</i>	30 <i>Open Cut —Gleneida Ridge Culvert</i>	31 <i>Open Cut —Gleneida Ridge Culvert</i>		

February 2019


Sun	Mon	Tue	Wed	Thu	Fri	Sat
					1 <i>Open Cut —Gleneida Ridge Culvert</i>	2
3	4 <i>Open Cut —Gleneida Ridge Culvert</i>	5 <i>Open Cut —Gleneida Ridge Culvert</i>	6 <i>Open Cut —Gleneida Ridge Culvert</i>	7 <i>Open Cut —Gleneida Ridge Culvert</i>	8 <i>Open Cut —Gleneida Ridge Culvert</i>	9
10	11 <i>Open Cut —Gleneida Ridge Culvert</i>	12 <i>Open Cut —Gleneida Ridge Culvert</i>	13 <i>Open Cut —Gleneida Ridge Culvert</i>	14 <i>Open Cut —Gleneida Ridge Culvert</i>	15 <i>Sunset Ridge—Valves</i>	16
17	18 <i>Install Pipe to Tie-In</i>	19 <i>Install Pipe to Tie-In</i>	20 <i>Install Pipe to Tie-In</i>	21 <i>Install Pipe to Tie-In</i>	22 <i>Install Pipe to Tie-In</i>	23
24	25 <i>Install Pipe to Tie-In</i>	26 <i>Install Pipe to Tie-In</i>	27 <i>Install Pipe to Tie-In</i>	28 <i>Install Pipe to Tie-In</i>		

March 2019

Sun	Mon	Tue	Wed	Thu	Fri	Sat
					1 <i>Install Pipe to Tie-In</i>	2
3	4 <i>Install Pipe to Tie-In</i>	5 <i>Install Pipe to Tie-In</i>	6 <i>Install Pipe to Tie-In</i>	7 <i>Install Pipe to Tie-In</i>	8 <i>Install Pipe to Tie-In</i>	9
10	11 <i>Install Pipe to Tie-In</i>	12 <i>Install Pipe to Tie-In</i>	13 <i>Install Pipe to Tie-In</i>	14 <i>Install Pipe to Tie-In</i>	15 <i>Pipe Installation Complete</i>	16
17	18 <i>Start Testing</i>	19 <i>Testing</i>	20 <i>Testing</i>	21 <i>Testing</i>	22 <i>Testing</i>	23
24	25 <i>Testing</i>	26 <i>Testing</i>	27 <i>Testing</i>	28 <i>Testing</i>	29 <i>Testing</i>	30
31						

April 2019

Sun	Mon	Tue	Wed	Thu	Fri	Sat
	1 <i>Start House Services</i>	2 <i>House Services</i>	3 <i>House Services</i>	4 <i>House Services</i>	5 <i>House Services</i>	6
7	8 <i>House Services Complete</i>	9 <i>Start Restoration</i>	10 <i>Restoration</i>	11 <i>Restoration</i>	12 <i>Restoration Complete</i>	13
14	15	16	17	18	19	20
21	22	23	24	25	26	27
28	29	30				

MEMO TO: Richard J. Franzetti, Town Engineer
FROM: John E. Folchetti, P.E. 
DATE: November 8, 2018
**SUBJECT: CARMEL WATER DISTRICT 2
EMERGENCY WATER MAIN REPLACEMENT PROJECT
CONTRACT C-246
CHANGE ORDER NO. 2**

Dear Mr. Franzetti:

JRFA has received the referenced request, dated November 2, 2018. As you know, the Route 301 section of the project was intended to be executed last. Permits from the NYCDEP and NYSDOT were required for the execution of this phase and were both applied for in the spring. The DEP permit offer was issued at the end of August and the DOT permit was issued at the end of October. The DEP permit required relocation of the main from the south side of Route 301 to the north side, necessitating trenchless crossings of Route 301 under the DOT permit. The Contractor has documented these delays along with the requirement to seek Town approval for the execution of this phase of the work.

I have attached the Contractor's request for reallocation of bid costs, along with the estimate of remaining bid items to be used in the execution of this work. As stated in the Contractor's request letter, the cost reallocation represents a no cost change to the project. I recommend approval of the re-allocation of bid costs to the recommended items along with the contract extension to the dates identified in their request.

JEF/jac
Attachment

Cc: File

2

CARMEL WATER DISTRICT NO. 2 EMERGENCY WATER MAIN REPLACEMENT
PROJECT

DATE OF ISSUANCE 2/22/2018

EFFECTIVE DATE 2/22/2018

OWNER The Town of Carmel
OWNER's Contractor No. C-246

CONTRACTOR: Legacy Supply, LLC

ENGINEER: J. Robert Folchetti & Associates

You are directed to make the following changes in the Contract Documents.

Reason for Change Order: 1. Bid Item Reassignment to comply with NYCDEP and NYSDOT Permits

2. Contract Time Extension

Attachments: (List documents supporting change) Engineering Memo; Contractor Request

<p>CHANGE IN CONTRACT PRICE: Original Contract Price</p> <p>\$ None</p>	<p>CHANGE IN CONTRACT TIMES: Original Contract Times</p> <p>Substantial Completion: <u>September 20, 2018</u> Ready for final payment: <u>December 19, 2018</u></p>
<p>Net changes from previous Change Orders No. to No.</p> <p>\$ _____</p>	<p>Net change from previous Change Orders No. to No.</p> <p><u>105 days</u></p>
<p>Contract Price prior to this Change Order</p> <p>\$ _____</p>	<p>Contract Times prior to this Change Order</p> <p>Substantial Completion: <u>January 3, 2019</u> Ready for final payment: <u>April 4, 2019</u></p>
<p>Net Increase (decrease) of this Change Order</p> <p>\$ _____</p>	<p>Net Increase of this Change Order</p> <p><u>105 days</u></p>
<p>Contract Price with all approved Change Orders</p> <p>\$ _____</p>	<p>Contract Times with all approved Change Orders</p> <p>Substantial Completion: <u>May 10, 2019</u> Ready for final payment: <u>June 1, 2019</u> days or dates</p>

RECOMMENDED:

ACCEPTED:

APPROVED:

By: _____
Engineer (Authorized Signature)

By: _____
Contractor (Authorized Signature)

By: _____
Owner (Authorized Signature)

Date: 11-21-18

Date: _____

Date: _____

Richard J. Franzetti, P.E.
Town Engineer




(845) 628-1500
(845) 628-2087
Fax (845) 628-7085

Office of the Town Engineer
60 McAlpin Avenue
Mahopac, New York 10541

MEMORANDUM

To: Carmel Town Board

From: Richard J. Franzetti P.E. Town Engineer 

Date: November 8, 2018

Re: CWD # 8 – Water Treatment Plant Air Compressor

Bee and Jay, the operators of Carmel Water District 8 (CWD 8) has altered the Engineering Department (Department) that the air compressor which provides the compressed air necessary/required for treatment of the raw water needs to be replaced.

By way of background, CWD 8 was commissioned for operation in 1997 and the plant provides water for Districts 1, 8, 10 and 13. The plant treatment is a Purac dissolved air flotation system consisting of two large filter tanks. The current compressor was originally installed in 1997. Due to age and the increased difficulty in finding spare parts and service to maintain the equipment the system needs to be replaced/upgraded. This Department has inspected the compressor and agrees with the operator's assessment. This Department requested a price proposal for this work from the operator. Bee and Jay reached out to three (3) vendors and received the attached response from Magpro Services LLC. . The cost for the air compressor upgrade is \$18,555.00.

Because we consider this particular work as unique and requiring a significant amount of professional expertise, and coordination, we would like to proceed with authorizing this work as a professional service and direct Bee and Jay to proceed based upon the written proposal.

Since the plant serves water districts 1, 8, 10 and 13, the cost must be allocated to each of these districts. A reasonable approach to allocate the costs is based upon district flow. Therefore the cost distribution would be as follows:

- CWD#1 9.2% (\$1,707.06)
- CWD#8 58.5% (\$10,854.68)
- CWD#10 19.5% (\$3,618.23)
- CWD#13 12.8% (\$2,375.04)

We have discussed this matter with the Comptroller and were advised that there are sufficient funds in the budget for this purchase and will be allocated between CWD districts 1,8,10 and 13. However a budget transfer from the unreserved fund balance in CWD 10 is required to cover the portion of the district's expense.



20 Day Road
Carmel, NY 10512



Ph 845-225-2304
Fax 845-225-2306
magproservice@yahoo.com
MAGPROSERVICE.COM

Estimate

Date	Estimate #
10/17/2018	00702

Job		Client	
Town of Carmel Eng Dept 628-1500			
Description	Qty	Rate	Total
Bee & Jay Plumbing			
Water filtration plant CWD 8 Site 36			
Thank you for allowing us the opportunity to quote your replacement compressor.			
Below is a quote for a replacement Quincy air compressor. The unit is 100% oil less scroll type compressor comprised of dual 5 hp compressor modules, electronic controls & a remote receiver tank.			
QOF-10 Rotary Air Compressor	1	15,495.00	15,495.00T
Voltage: 230/3/60 Max Pressure: 145.0 psig High Efficiency IE3/NEMA Premium Motor Cool Canopy Low Sound Levels Corrosion Resistant Materials Airlogic2 Controller Integrated Refrigerated Air Dryer: No Includes factory start up of compressor and controls			
T60-200 Air Receiver Tank	1	595.00	595.00T
Capacity: 60 gal Maximum Pressure: 200 PSIG Arrangement: Vertical Includes basic setup and installation of unit and tank. Includes materials to interface new compressor to existing building power supply. B&J to accommodate all plumbing requirements.			
	1	2,200.00	2,200.00T
In bound Freight charge	1	265.00	265.00T
Estimate only, no work will be started until customer approval		Subtotal	\$18,555.00
		Sales Tax (0.0%)	\$0.00
		Total	\$18,555.00



Oil-Free Compressors



Oil-Free Compressors

Quincy QOF Series | Oil-Free | Air Compressors | QOF 2-30 HP



Quality Comes in All Shapes and Sizes—But Just One Color.

Pure Oil-Free Air.

As there is no metal-to-metal contact between the compression scrolls, there is no need for oil lubrication in the compression chamber. Therefore, the scroll compression principle guarantees high-quality, oil-free air. As a result, the QOF compressor is oil-free in every way.

Energy Efficiency.

The QOF scroll compressors, standard equipped with IE3 Premium efficiency motors, are suited for sensitive applications which require flexibility and energy efficiency. Unloaded power consumption is eliminated thanks to the simple start/stop control. Advanced scroll technology guarantees an optimal free air delivery and low duty cycle applications.

Extremely Low Noise Level.

The slow speed of the scroll compression elements ensures that the QOF scroll compressors are extremely quiet. Sound levels are as low as 53 dB(a), making the QOF the perfect choice for your sensitive working environment.

Simplicity And Reliability.

The QOF scroll compressors stand for simplicity and reliability. The compressor has a minimal number of moving parts, ensuring a long operating life with limited service interventions. With their integrated design, Quincy Compressor's QOF scroll compressors have a minimal footprint and offer easy serviceability.

Proven Peace of Mind.

Since 1924, Quincy Compressor has been leading the industry in compressed air technology, drawing on vast experience and continuous technological innovations. You can rest assured at all times: severe certification and testing procedures are conducted to ensure air is supplied to the highest standards of quality control.

QOF 2-30 Oil-Free Series

Oil-Free Compressors

Industries such as pharmaceuticals, biotech, lab/research, food and beverage, electronics and textiles cannot risk any chance of oil contamination in their processes. Therefore, it is essential that the compressed air is 100% oil-free. The standard is ISO 8573-1 (2010) certification, in which Class Zero represents the highest air purity. It is the only way to ensure oil-free air for critical processes and your peace of mind.

Outstanding reliability, low maintenance and operating costs make oil-free compressors a sound investment.

Scroll Technology: How Does It Work?

Air compression is achieved through the orbital motion of two spirals. One stationary, the second mobile, their interaction pulls the air into the compression chamber. In a regular and continuous way, the mobile spiral compresses the air through a reduction of the volume. The air flow is directed to the center of the spiral after which it is cooled. As the spirals never make any contact, this compression process does not require any lubrication. Consequently, the QOF series compressors guarantee 100% oil-free compressed air.



- | | |
|--------------------|--------------------------------|
| 1 Cooling fan | 5 Fixed scroll |
| 2 Suction chamber | 6 Orbiting scroll |
| 3 Suction opening | 7 Fail-safe temperature sensor |
| 4 Delivery opening | 8 Compression chamber |

QOF 2-30 Oil-Free Series

The Power of the Oil-Free Range

The QOF 2-30 oil free scroll compressors provide high-quality air for critical applications in a wide range of industries. The QOF 2-30 range also provides top class performance, premium efficiency and quality. Oil-free compressors also reduce your total cost of ownership in three ways: (1) allows you to avoid purchasing expensive filter replacements, (2) cutting maintenance costs for by treating oil condensate and (3) extra energy costs are eliminated to combat pressure drop across filters.

Performance

- Pressure rating 116 to 145 PSI
- Output from 4 to 86.5 CFM
- Sound levels as low as 53 dBA

Efficiency

- Built-in dryer to reduce downstream pressure drop (optional)
- Latest compression technology
- High-efficiency IE3 motor standard


Quality

- ISO 8573-1 Class Zero certified quality air
- Corrosion resistant materials
- Identification & logging of shutdowns
- Service schedule adjustment
- Extremely low vibration

Class Zero: Eliminating Any Risk

Class Zero represents the best air quality possible. In critical environments, it is essential that the compressed air is 100% oil-free. Contamination by even the smallest quantities of oil can cause costly production down time and product spoilage, resulting in product recalls and loss of reputation.

ZERO
class
ISO 8573-1



Class*	Concentration total oil (aerosol, liquid, vapor) mg/m ³
0	As specified by the equipment user or supplier and more stringent than class 1
1	≤ 0.01
2	≤ 0.1
3	≤ 1.0
4	≤ 5.0

One Package - Multiple Benefits

The innovative features of the QOF 2-30 range provide you with maximized efficiency, excellent air quality and low noise levels.

State-of-the-Art Element

- Highly efficient profile
- Robust, reliable design and easy access for service

High Efficiency Motor

- High efficiency IE3/NEMA Premium motors standard
- Totally enclosed air-cooled IP55 class F motor for heavy duty operation

Cool Canopy

- Increased ventilation due to vertical design
- Lower outlet temperatures
- Oversized cooler improving performance
- Improved canopy design: better dryer performance and easy access

Optional Integrated Dryer

- Integrated package reduces foot print, maintenance and installation cost
- Designed to guarantee a constant pressure dew point of +37°F
- Ensures delivery of dry high-quality air

Options to Maximize Operations


A wide range of options enables you to get the most out of your QOF compressor.

General Options (QOF 2-7.5)

- Tank-mounted solution
- 70 gallon

Air Quality Options (QOF 2-7.5)

- Integrated refrigerant dryer



Integrated dryer reduces footprint



Vertical design increases ventilation

QOF-20 (4 Modules) Variable Air Delivery

Modules	Output (CFM at 145 PSI)			
	12.5	25	37.5	50
1 module	x			
2 modules	x	x		
3 modules	x	x	x	
4 modules	x	x	x	x

QOF 2-30 Dimensional Technical Data

Model	Length	Width	Height
QOF 2-7.5 FM	30	26	33
QOF 2-7.5 FMD	40	26	33
QOF 2-7.5 TM & TMD	48	26	57
QOF 10-15 FM & FMD	67	30	48
QOF 20-30 FM & FMD	67	30	73
FM= Floor Mount	FMD = Floor Mount Dryer	TM = Tank Mount 70 Gallon	TMD = Tank Mount Dryer 70 Gallon

Control & Monitoring

The QOF range comes with a wide variety of control and monitoring features that allows an increase in the compressor's efficiency and reliability. The QOF 2-7.5 compressors are equipped with gauge controls which automatically starts/stops the unit when the required working pressure is reached. A Graphic Controller is included in the QOF 10-30 series.

Intelligent Graphic Controller QOF 10-30

The multiple control and monitoring features of the controller on the QOF 10-30 units dramatically increase the compressors's efficiency and reliability. Efficiency is maximized by controlling the main drive motor and regulating the system pressure within a pre-defined and narrow pressure band.

- Warning indications
- Graphical indication service plan
- Integrated sequence for up to 6 compressors limiting the energy consumption and equalizing running hours across your whole system
- Online visualization of running conditions

Variable Air Delivery

The QOF 10-30 units are equipped with multiple scroll modules. The units utilize Variable Air Delivery technology which controls the requested number of modules depending on your air demand. This technology allows the QOF 10-30 to be able to adjust to demand fluctuations.

The intelligent controller prevents simultaneous start of the modules and ensures a very narrow pressure band is maintained. This optimizes the efficiency of the compressor and guarantees a very stable system pressure.



Quincy QOF-7.5 shown

QOF 2-30 Technical Data

Model	Capacity (CFM)	Pressure (PSIG)	Motor Power (HP)	Sound (dBA)	Weight (lbs)
QOF-2	6.1	116	2	53	265
	4.0	145	2	53	265
QOF-3	8.9	116	3	55	276
	7.2	145	3	55	276
QOF-5	14.2	116	5	57	293
	12.5	145	5	57	293
QOF-7.5	20.8	116	7.5	59	346
	16.1	145	7.5	59	346
QOF-10	28.4	116	2x5	63	818
	24.2	145	2x5	63	818
QOF-15	43.0	116	2x7.5	63	922
	31.8	145	2x7.5	63	922
QOF-20	55.9	116	4x5	63	1279
	48.7	145	4x5	63	1279
QOF-22	65.7	116	3x7.5	64	1263
	50.2	145	3x7.5	64	1263
QOF-30	86.5	116	4x7.5	65	1512
	63.6	145	4x7.5	65	1512

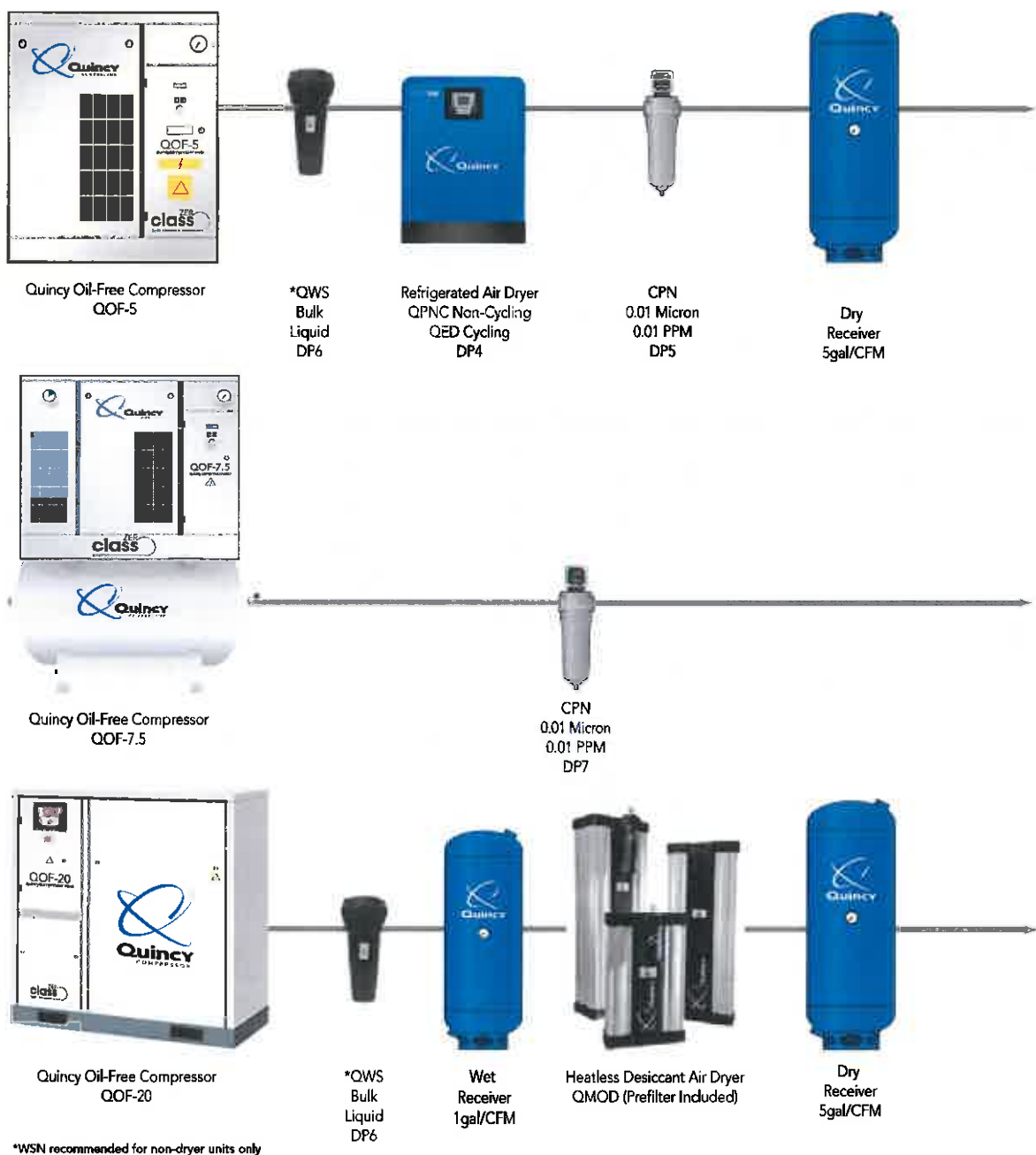
*Weight based on floor mounted units without integrated dryer

NOTE: Shipping weights can vary based on unit configuration and packaging.

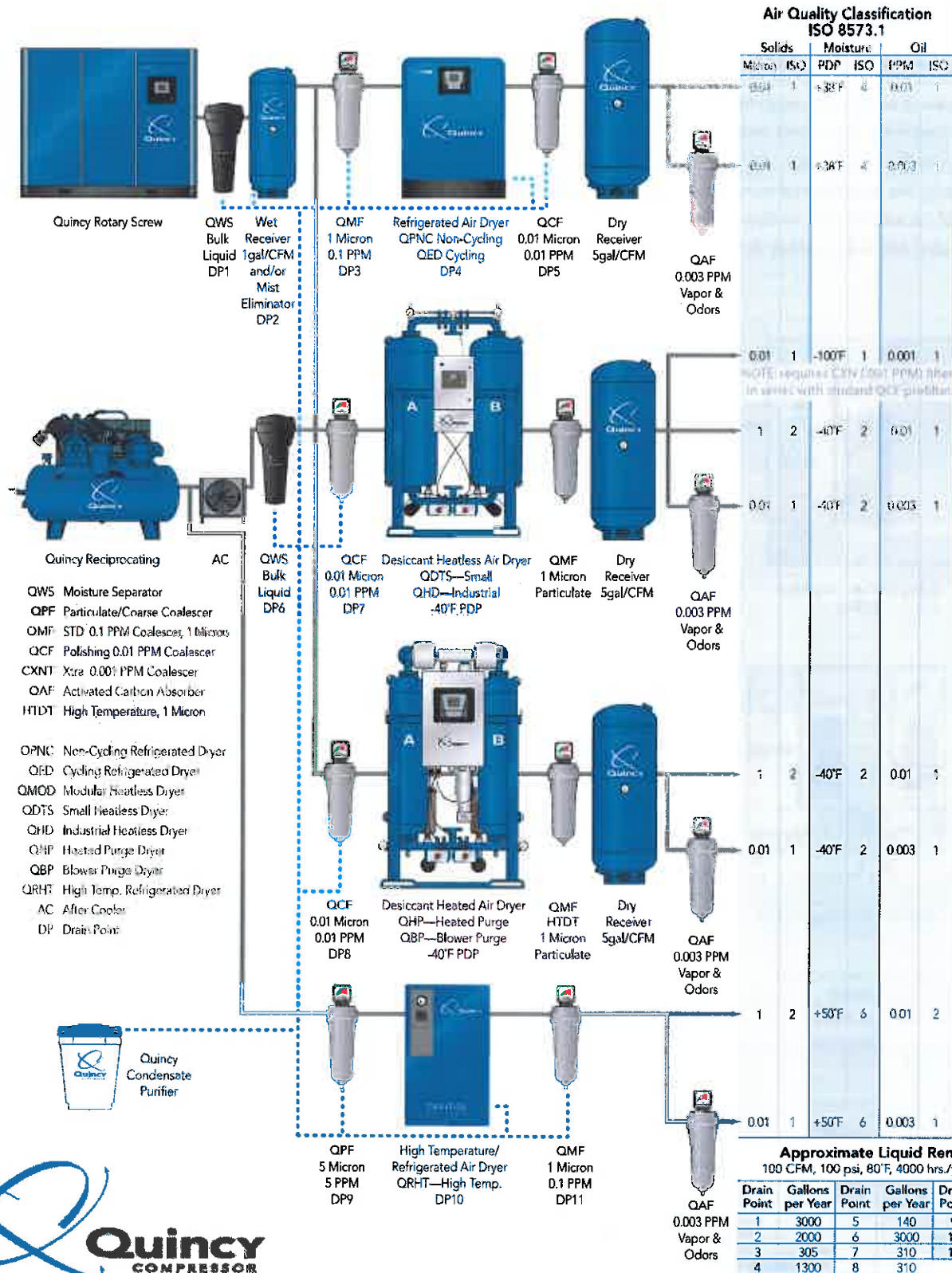
Oil-Free Systems Best Practice

Air compression is achieved through the orbital motion of two spirals. One stationary, the second mobile, their interaction pulls the air into the compression chamber. In a regular and continuous way, the mobile spiral compresses the air through a reduction of the volume. The air flow is directed to the center of the spiral after which it is cooled. As the spirals never make

contact, this compression process does not require any lubrication. Consequently, the QOF series compressors guarantee 100% oil-free compressed air. System requirements vary by application The diagram below represents the best practice system installation for optimal clean air delivery to the point of use.



Compressed Air Systems Best Practice



Performance You Demand. Reliability You Trust.™

701 N. Dobson Avenue | Bay Minette, AL 36507
 Phone 251.937.5900 | Fax 251.937.0872
 Email: info@quincycompressor.com | QuincyCompressor.com

©2017 Quincy Compressor. All rights reserved. Printed in U.S.A.
 (QOF-002 06/17)

From: [Esteves, Donna](#)
To: [Franzetti, Richard](#)
Subject: RE: CWD 8 Compressor upgrade
Date: Monday, November 05, 2018 11:23:47 AM

Rich,

There are sufficient funds in the budget for this purchase and will be allocated between water districts 1, 8, 10 & 13. However, I spoke with Mary Ann because I will need to request a budget transfer from the unreserved fund balance in CWD #10 to cover the portion of the district's expense.

Donna Esteves
Town of Carmel ~ Engineering Department
60 Mc Alpin Ave
Mahopac, NY 10541
845-628-1500 ext. 184

From: Franzetti, Richard
Sent: Thursday, November 01, 2018 4:31 PM
To: Esteves, Donna
Subject: FW: CWD 8 Compressor upgrade

Are there sufficient funds in the CWD 1, 8, 10 and 13 budget for the attached.

Richard J. Franzetti. P.E, BCEE
Town Engineer
60 McAlpin Avenue
Mahopac, New York 10541
Phone - (845) 628-1500 ext 181
Fax – (845) 628-7085
Cell – (914) 843-4704
rjf@ci.carmel.ny.us

This communication may be confidential and is intended for the sole use of the addressee(s). No use or reproduction of the information provided is permitted without the written consent of the Town of Carmel. If you are not the intended recipient, you should not copy, disclose or take any action in reliance on this communication. If you have received this communication in error, please notify the sender by reply e-mail and delete the message and any attached documents.

From: Mike G [mailto:magproservice@yahoo.com]
Sent: Wednesday, October 17, 2018 4:10 PM
To: Franzetti, Richard
Subject: CWD 8 Compressor upgrade

Hi Rich
Please find the attached estimate for the compressor upgrade on CWD

Filtration plate 8.

Thank you

Mike

Yours Truly,

Mike Gyuro

MAGPRO Services, LLC

20 Day Road

Carmel, NY 10512

magproservice@yahoo.com

www.magproservice.com

Shop 845-225-2304

Fax 845-225-2306

Error! Filename not specified.

Richard J. Franzetti, P.E.
Town Engineer




(845) 628-1500
(845) 628-2087
Fax (845) 628-7085

Office of the Town Engineer
60 McAlpin Avenue
Mahopac, New York 10541

MEMORANDUM

To: Carmel Town Board

From: Richard J. Franzetti P.E. Town Engineer 

Date: November 8, 2018

Re: C238-2017 Long Pond Road As-Built Survey

The Engineering Department has received the attached proposal from Larry Lynn for as-built survey work as part the referenced project. Larry Lynn is the surveyor used for the initial survey work used for the design portion of this project. The proposal submitted is to develop the as-built survey and to define the right of way (R.O.W.).

This information is required by legal counsel to finalize the road improvement district. However please be advised that once this information is collected and reviewed there will be instances where the road encroaches on private properties. These property encroachments will warrant additional survey information to be collected to further identify the metes and bound of these encroachments of property.

Once the metes and bounds are determined the Town will advise the property owners that they will have to either voluntary convey the property interests in fee simple absolute to the Long Pond Road Improvement District or the Town will have to undertake eminent domain proceedings.

The cost for this survey is \$19,500.00. As previously noted this surveyor has previously performed this work as part of the project. This Department considers this a professional service and recommends that the proposal be awarded to Larry Lynn.

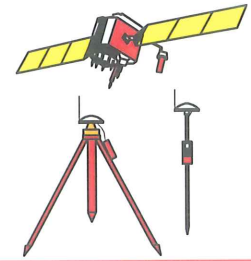
We have discussed this matter with the Comptroller and she advises that are sufficient funds existing to complete this work (see attached email).



Larry L. Lynn
Land Surveyor, P.C.

1575 ROUTE 376
WAPPINGERS FALLS
NEW YORK, 12590

(845) 463-2733 voice
(845) 463-2734 fax
www.lynnutils.com



September 7, 2018

Town of Carmel
c/o John Folchetti, PE
J. Robert Folchetti & Associates
31 Sodom Road
Brewster, New York 10509

re: Long Pond District, Road "As-Built" Proposal

My firm has been providing Surveying Services for the Long Pond District for the last few years. We performed Aerial Photo Control, Surveying and Mapping for the existing Roads and Boundary Surveys for the DEP properties. We also staked out the proposed construction and limits.

We have been asked to provide a proposal to perform an "As-Built" Survey of the new Roads and identify Road Right-of-Way (R.O.W.). During our other Surveying we only found a small amount of property evidence that identifies the R.O.W. In order to determine the R.O.W. and any sections of the new Roads that are out of limits, we will have to do more extensive Boundary work. We will have to do County Clerk research to obtain Maps and Deed descriptions of the adjoining Property Owners. With those descriptions we will build a R.O.W. map. In the field we will perform a more extensive search for property evidence and locate all evidence found. With the evidence and R.O.W. mapping we will determine the limits and where the new Roads are out of those limits.

The attached Cost Estimate is based on the amount of time I believe it should take to perform these tasks. We will invoice based on the actual time and expenses. We did not include any time to work on any actual Takings or new deed descriptions for the locations that the Roads are out of the R.O.W. as we do not know how many of those will be needed.

If you have any question concerning this proposal please contact me at 845-463-2733.

Sincerely,

Larry L. Lynn, PLS

1575 Route 376
Wappingers Falls, NY 12590

Date	ESTIMATE #
9/7/18	34-68-4

PROJECT:
LONG POND DISTRICT ROAD "AS-BUILTS"

[illegible]

From: [Esteves, Donna](#)
To: [Franzetti, Richard](#)
Subject: RE: 11-5-18- C238 LPR Survey
Date: Tuesday, November 06, 2018 9:49:53 AM
Attachments: [Long Pond Assoc Cost Analysis .xlsx](#)

Rich,

There are sufficient funds in the budget for this expense per attached reconciliation. However, please note that we will need to encumber approximately 15k from the remaining 120k for the cost of the bonding.

Thanks,

Donna Esteves
Town of Carmel ~ Engineering Department
60 Mc Alpin Ave
Mahopac, NY 10541
845-628-1500 ext. 184

From: Franzetti, Richard
Sent: Monday, November 05, 2018 10:37 AM
To: Esteves, Donna
Subject: 11-5-18- C238 LPR Survey

Donna

Are there sufficient funds in the Long Pond Road District formation budget for the attached survey at \$19,500.

I would like to provide the Board with an overall cost summary of the project.

Thanks

Richard J. Franzetti. P.E, BCEE
Town Engineer
60 McAlpin Avenue
Mahopac, New York 10541
Phone - (845) 628-1500 ext 181
Fax – (845) 628-7085
Cell – (914) 843-4704
rjf@ci.carmel.ny.us

This communication may be confidential and is intended for the sole use of the addressee(s). No use or reproduction of the information provided is permitted without the written consent of the Town of Carmel. If you are not the intended recipient, you should not copy, disclose or take any action in reliance on this communication. If you have received this communication in error, please notify the sender by reply e-mail and delete the message and any attached documents.

Long Pond Rd Improvement
Acct #955.5112.0045

Long Pond Road Improvement District		Budget	Billed to Date	Balance Due
Total Budgeted Project Cost		1,450,000.00		
Engineering Cost	Task 1.1-1.3 Design & Permit	180,500.00	180,500.00	0.00
	Task 1.4 Bid Assistance	14,400.00	3,810.00	
			5,800.00	4,790.00
	Task 1.5 Construction Admin	47,600.00	20118	27482
			16134.16	11347.84
			5000	6347.84
			1364.12	4983.72
			270.32	4713.4
	Total	242,500.00	232,996.60	9,503.40
	~ % complete		0.96	
Additional Services paid to date (Per JRFA Contract)				
	Acce Permitting	14,237.87		
	Printing Expense	285.78		
	Printing Expense (inv #I0328421)	263.50		
	Printing Expense (inv #I0330832 & I0329994)	720.00		
	Printing Expense (inv #I0331499 & I0331243)	320.20		
	Acce Permitting	1,150.00		
	HOA Coordinator	6,405.00		
	HOA Road Alignment	1,170.00		
	HOA Road Alignment	6,215.00		
	DEP Permit Plans and APP	1,105.00		
	DEP Permit Plans and APP	1,570.00		
	DEP Permit Plans and APP (inv #11620)	810.00		
	DEP Permit Plans and APP (inv #11694)	2,215.00		
	HOA Services/DEP Permit	1,060.00		
	Misc Reimbursable	303.53		
	Misc Reimbursable (inv #11744)	231.76		
	Misc Reimbursable (inv #11794)	257.89		
	Misc Reimbursable (inv #11843)	113.43		
	Misc Reimbursable (inv #11882)	12.84		
		38,446.80		
Other Soft Cost "Legal/Bonding" paid to date				
	Legal/Title Services	11,827.75		
	Advertising	2,438.57		
	Bonding Cost	18,041.34		
	City of NY Land Use Permit	103.26		
	Carmel Winwater Inv #95682	617.00		
	Costello/Folchetti Legal	102.50		
	NTC Enterprises	6,000.00		
	KECT CONSTRUCTION ~ Blacktop	125,407.45		
	Costello/Folchetti Legal	615.00		
	NYSDEC Permit Fee	140.17		
		165,293.04		
Construction Cost	LANDSCAPE UNLIMITED	847,395.00		847,395.00
	change order #1 ~ per resolution	16,000.00		863,395.00
	change order #2 ~ per resolution	19,610.00		883,005.00
	payment #1		236,659.25	646,345.75
	payment #2		495,411.70	150,934.05
	payment #3		106,783.80	44,150.25
	payment #4		44,150.25	-
		883,005.00	883,005.00	-
Capital Project Balance Remaining		120,755.16		

8/8 final

****as built to be expensed


Richard J. Franzetti, P.E.
Town Engineer



(845) 628-1500
(845) 628-2087
Fax (845) 628-7085

Office of the Town Engineer
60 McAlpin Avenue
Mahopac, New York 10541

MEMORANDUM

To: Carmel Town Board
From: Richard J. Franzetti P.E. Town Engineer 
Date: November 8, 2018
Re: CWD# 1, 8, 10 and 13 WTP intake line Zebra Mussel Inspection

On Tuesday October 23, 2018 Bee and Jay (B&J), the operators of Carmel Water District 1, 8, 10 and 13 water treatment plant (WTP) had the intake line for the WTP inspected for and jetted to clean zebra mussels. This work is part of a yearly inspection/maintenance program regarding the zebra mussels in Lake Mahopac which are causing an obstruction in the intake line. Videos of the investigation have been provided to this Department by B&J.

The underwater divers inspected the intake and determined the following:

1. The intake screen had zebra mussel adhering to it. The screen was cleaned and replaced
2. The intake line did contain zebra mussels and silt. See photograph.



Photographs - Intake line



Intake screen prior to cleaning

This memorandum is being presented to the Town Board to request payment of the attached repairs invoices. These invoices are over the Town of Carmel's procurement policy threshold. Attached please find an invoice in the amount of \$10,785.00. This is for the work performed by Seaway Diving and Salvage (\$4,598.00); Cook jetting (\$3,860.00) and for B&J (\$2,300.00).

The cost for this work has been included in the CWD 1, 8, 10, and 13 budgets and there are sufficient funds for this work per the attached.

This Department recommends that the Town Board approve the payment of this invoice and respectfully requests that this matter be placed on the next Town Board work session.



P.O. Box 78 - 719 Route 6 - Mahopac, NY 10541

p: 845.628.3924 f: 845.628.4062

e: service@beeandjay.com

INVOICE

DATE	INVOICE #
10/23/2018	89361

www.BEEANDJAY.com

BILL TO:

Town Of Carmel, CWD-8
Engineering Dept.
60 Mc Alpin Avenue
Mahopac, NY 10541

SERVICE LOCATION:

Town Of Carmel, CWD-8
Engineering Dept.
60 Mc Alpin Avenue
Mahopac, NY 10541

PROFESSIONAL SERVICE 54 YEARS 1964-2018

Master Plumbers Lic.#s W.C. 556 P.C. 363

CUSTOMER #	TERMS	MECHANIC	SERVICE DATE	WORK ORDER #
845 628 2087	Due Upon Receipt	MK	10/23/2018	61842
ITEM	QTY/HRS	DESCRIPTION	RATE	AMOUNT
Description		10/23/18 -CWD# 8 Filter Plant Shut Down CWD# 8 East Lake Boulevard suction main cleaning due to heavy build up of Algae and Zebra mussels throughout complete internal main use of Seaway Divers to clean and cap main in lake, dismantled Lake Shore valve pit of 8" dip valve and pipe, jet clean 8" suction line approximate 230 feet to Lake end 650 feet to Raw pump station numerous passes to clean Zebra mussels, Algae and Sludge, camera line and inspection, repiped valve pit at Lake Shore, hydro flushed main and reprimed suction main, sanitized and start up of filter plant and raw water pumps.		
Labor		Seaway Divers Service	4,598.00	4,598.00
Labor		Vac & Jetter Service	3,860.00	3,860.00
Labor TOC Mech	8	1- Mech	75.00	600.00
Labor TOC Tech	10	1- Tech	85.00	850.00
Labor TOC Tech	10	1- Tech	85.00	850.00

** Invoices not paid when due will be subjected to a finance charge of 1.5% per month

Total Due \$10,758.00

WE ACCEPT ALL MAJOR CREDIT CARDS !!

CARD TYPE: VISA MASTERCARD AMERICAN EXPRESS DISCOVER DINER'S CLUB OTHER _____

CARDHOLDER/NAME: _____ SIGNATURE: _____

CARD# _____ EXP. DATE: _____ CID # _____



PLUMBING & HEATING
MECHANICAL
WATER SYSTEMS

719 ROUTE 6
MAHOPAC, NY 10541
(845) 628-3924
(800) 855-4762

FAX

DATE: 11/5/18
TO: RICH FARRAROTTI
CO: 170 CARMEL RD.
Fax: rjf@ei.carmel.ny.us
FROM: Tom Vassallo
RE: Cus #8 "Suecia Line"
PAGES: 6 Including Cover

COMMENTS:

FOR TRANSMISSION PROBLEMS CALL (845) 628-3924
service@beeandjay.com

Seaway Diving & Salvage Co. Inc.**10 Guideboard Road****Waterford, NY****12188-1913****Phone: (518) 238-2632****Invoice**

Date	Invoice #
10/25/2018	2275

Bill To
BEE & JAY PLUMBING & HEATING CORP. 719 ROUTE 6 PO BOX 78 MAHOPAC, NY10541

P.O. No.	Terms	Due Date
	NET 30 DAY	11/24/2018

Description	Amount
<u>ATTN: TED KUGLER</u> <u>RE: DIVING SERVICES TO REMOVE INTAKE SCREEN & SET A BLANKING</u> <u>FLANGE PLUS VIDEO INSPECTION OF THE RAW WATER INTAKE FOR THE</u> <u>TOWN OF CARMEL, NY.</u>	
<u>OCTOBER 23, 2018</u> <u>DAY #1</u> 1-8 HOUR STRAIGHT TIME DAY/ 3-MAN DIVE TEAM/ DIVE GEAR/ MOBILIZATION/ INSURANCE	4,598.00
Total	\$4,598.00


SEAWAY DIVING & SALVAGE CO., INC.

10 Guideboard Rd., Waterford, NY 12188

518/238-2632

Fax: 518/238-2834

www.seawaydivers.com



- * Underwater Video Inspection * Construction * Cutting & Welding *
- * Hydro & Dam Maintenance * Inspection & Cleaning of Potable Water Tanks, Intakes & Pipelines *
- * Air Lift & Pumping Bottom Materials * Concrete Repair, Cutting, Drilling & Flexible Forms *
- * Side Scan Sonar Bottom Surveys *



Day Tue Date Oct 23 2018 Day # 1
 Dive Supervisor Dave Castrop
 Diver Nick Leveille
 Tender Tim Jorglyn

Arrive Job Site 9:00 Depart Job Site 2:30
 Water Depth 10' Weather Conditions Clear
 Water Temp 56° Air Temp 45°
 Visibility 10' Current -
 Diving Mode Surface Scuba
 Platform
 Body of Water

Group Nick
 10' LS 10:00
 RS 200
 LS
 RS

Group
 LS
 RS
 LS
 RS

Project ID
 Customer Joe and Jay Plumbing
 Address
 Phone Job #
 Customer Representative
 Project Location Mohawk Lake
 Project Clear & inspect intakes

Equipment

2 sets Dive Gear
Underwater

Safety Toolbox Meeting

Topic
 Attended by

TIME

DESCRIPTION

9:00 Arrive onsite Review Job & Safety
 10:00 Diver Nick H to remove & clean intakes inspect in both
 pipes, cap live pipe, replace in takes
 2:00 Diver RB
 Breakdown & Depart
 2:30

Customer Signature



Fred A Cook, Jr. Inc.

SEWER, SEPTIC & PIPELINE CLEANING SPECIALISTS

High Power Vacuum Cleaning • Catch Basin Cleaning • High Velocity Pipe Cleaning
TV Inspection • Sanitary & Storm Sewer Systems

Company Name:
Bee and Jay Plumbing
Contact Name:
Ted Kugler
Billing Address:
PO Box 78
Mahopac, NY 10541

Date:
October 12, 2018
Contact Phone/Email:
(914) 490-0418 / ted@beeandjay.com
Job Site Address:
719 Route 6
Mahopac, NY 10541

SCOPE OF WORK

Rental of Vactor Jet Rodder and Aries Video Inspection Unit with operators and a laborer to clean and televise pipelines as directed. Inspection is inclusive of inspection report and DVD. Bee and Jay Plumbing is responsible for providing a source of water and traffic control. Pricing is not based on prevailing wages.

PRICING

\$1,800.00 / Per Day, Vactor Jet Rodder

\$1,600.00 / Per Day, Aries Video Inspection Unit

\$175.00 / Per Ton, Disposal

DEPOSIT REQUIRED PRIOR TO SCHEDULING WORK \$0.00



Fred A Cook, Jr. Inc.

SEWER, SEPTIC & PIPELINE CLEANING SPECIALISTS

High Power Vacuum Cleaning • Catch Basin Cleaning • High Velocity Pipe Cleaning
TV Inspection • Sanitary & Storm Sewer Systems

Company Name:
Bee and Jay Plumbing
Contact Name:
Ted Kugler
Billing Address:
PO Box 78
Mahopac, NY 10541

Date:
October 12, 2018
Contact Phone/Email:
(914) 490-0418 / ted@beeandjay.com
Job Site Address:
719 Route 6
Mahopac, NY 10541

The following items are **excluded** from this proposal and are to be provided for by the Client at no cost to Fred A Cook, Jr. Inc. **if and where required:**

1. Pricing is based on estimated quantity(s) provided. Any reduction in quantity(s) may result in increased pricing.
2. Any permits, fees, or bonds.
3. Additional insurances beyond statutory minimums for Worker's Compensation, Automobile Liability beyond \$1,000,000 limit, Commercial General Liability beyond limits of \$1,000,000/\$2,000,000 plus a \$4,000,000 Umbrella.
4. The contractor will not be responsible for liability, loss or expense (including damage caused by the backup of basement sewers) where the primary cause of the claim or damage is preexisting conditions including faulty, inadequate or defective design, construction, maintenance or repair of property or contamination of the subsurface where the condition existed prior to the start of the contractor's work. Client is responsible for loss of service caused by the preexisting conditions at the jobsite, including lane closures/detours.
5. Where the client supplies labor for the contractor, the client will indemnify the contractor for liability, loss or expense for work related injuries to the client's employees. The client agrees to waive all rights of subrogation against the contractor arising out of the work in this agreement.
6. Maintenance and protection of traffic beyond the placement of cones.
7. Pricing is not inclusive of any bypass pumping or dewatering unless specifically detailed in the scope of work.
8. Local/County Police Officers, State Troopers, and/or Flagmen for Traffic Control.
9. Additional copies of CCTV inspection video recordings and/or reports.
10. Any other contractual items not specifically included in our pricing as noted above.
11. Any additional administrative requirements not specifically noted in this proposal.
12. No work shall be scheduled unless the account is current.



Fred A Cook, Jr. Inc.

SEWER, SEPTIC & PIPELINE CLEANING SPECIALISTS

High Power Vacuum Cleaning • Catch Basin Cleaning • High Velocity Pipe Cleaning
TV Inspection • Sanitary & Storm Sewer Systems

Company Name:
Bee and Jay Plumbing
Contact Name:
Ted Kugler
Billing Address:
PO Box 78
Mahopac, NY 10541

Date:
October 12, 2018
Contact Phone/Email:
(914) 490-0418 / ted@beeandjay.com
Job Site Address:
719 Route 6
Mahopac, NY 10541

13. **Credit Policy:** Regular terms are net 30-days. The company may charge interest at the rate of 1 ½ % per month on all invoices outstanding 60 days past invoice date. There will be a fee of \$35.00 for any returned payment.

Fred A Cook, Jr. Inc. reserves the right to cancel this proposal if not accepted within 10-days. If accepted, prices under this proposal are in effect for 30-days from today. Should Fred A. Cook's works be delayed beyond this period and said delay is not caused by Fred A. Cook, Jr. Inc., we reserve the right to adjust our pricing.

Any contracts, subcontracts or purchase orders that may result from acceptance of this proposal must include signed copies of this proposal, referenced in and made part of said contracts, subcontracts or purchase order documents.

Thank you for considering Fred A. Cook, Jr. Inc. for this project. If you have any questions concerning this proposal, please contact me at (914) 739-3300.

Sincerely,

Brian F. Cook

Brian F. Cook
President
Fred A Cook, Jr. Inc.

Accepted by:

Print Name:

Title:

Date:

Ted Kugler

President

10/12/18

From: [Esteves, Donna](#)
To: [Franzetti, Richard](#)
Subject: Suction Cleaning Invoice
Date: Wednesday, October 31, 2018 9:32:14 AM
Attachments: [Invoice #89361.pdf](#)

Rich,

Please see attached invoice from Bee and Jay for the suction cleaning due to zebra mussels and algae that will need authorization from the Board for payment. There are sufficient funds in the budget for this expense. The cost will be distributed at the appropriate percentage amongst water districts 1, 8, 10 and 13.

Thanks,

Donna Esteves

Town of Carmel ~ Engineering Department
60 Mc Alpin Ave
Mahopac, NY 10541
845-628-1500 ext. 184

November 7, 2018


Supervisor Kenneth Schmitt
Town Board Members

Per the attached, I am requesting my part time service be combined with full time service in regard to retirement, vacation and longevity purposes.

My part time hours worked total 1875.04. Using an 8 hour workday calculation this converts to 234 days. Based on this information my anniversary date would be December 12, 2017.

Please let me know how to proceed.

Thank you

A handwritten signature in black ink, appearing to read 'Michael Martin', with a long horizontal line extending to the right.

Michael Martin

Deputy Highway Superintendent

MICHAEL MARTIN

PART TIME SERVICE CONVERSION

YEAR	HOURS WORKED
2016	150.34
2017	1003.69
2018	721.01
TOTAL HOURS	1875.04
WORK HOURS IN DAY	8
CONVERT TO DAYS	234.38

NEW ANNIVERSARY DATE	12/12/2017
-----------------------------	-------------------

VACATION BANK INCREASE	
ON ANNIVERSARY 12/12/2018	80 HOURS

From: [Maxwell, Mary Ann](#)
To: [Pasquerello, Anne](#); [Schmitt, Kenneth](#); [Schmitt, Kenneth](#); [McDonough, Suzanne](#); [McDonough, Suzanne](#); [Lupinacci, John](#); [Lupinacci, John](#); [Schneider, Jonathan](#); [Schneider, Jonathan](#); [Barile, Michael](#); [Barile, Michael](#); [Greg Folchetti](#)
Subject: RE: Draft Agenda for 11/14
Date: Tuesday, November 13, 2018 10:49:35 AM
Attachments: [Calendar Conversion.pdf](#)

Good morning,

I took a look at the conversion of ***part time hours worked*** to full time status and agree with the new full time start date of March 1, 2016.

To further explain the conversion is calculated as follows:

- Total hours actually worked as a part time employee from 2014 – 2017 = 3,631.63 hours.
- Divide that by an 8 hour day to come up with 453.95 (Rounded to 454 days).
- January 1, 2017 – **November 27, 2017** = 235 days (calendar attached)
- **March 1, 2016** – December 31, 2016 = 219 days (calendar attached)

We calculate back from the original start date 454 days (219+235) to come up with the new start date which is March 1, 2016. In total 2016 has 261 working days and 2017 has 260 working days. We have never backed out holidays as you are paid for those days/hours as a full time employee as you are for sick, personal, vacation days (as these days are accrued).

The Town has authorized the conversion of part time hours worked to full time status in the past but this process or conversion is NOT stated in any union contract or employee handbook and is NOT something the Town is required to do. Furthermore the Town authorizing this is not for retirement purposes as part time employees have the option to join the Retirement system or buy back their time (PT hours) at any time before they retire.

Feel free to give me a call with any questions or concerns.

Mary Ann Maxwell
Town Comptroller
Town of Carmel
(845) 628-1500 ext 175
Fax (845) 628-7085
mam@ci.carmel.ny.us



261 days

Calendar for Year 2016 (United States)

January (21) Su Mo Tu We Th Fr Sa 1 2 3 4 5 6 7 8 9 10 11 12 13 14 15 16 17 18 19 20 21 22 23 24 25 26 27 28 29 30 31 2:0 9:0 16:0 23:0 31:0	February (21) Su Mo Tu We Th Fr Sa 1 2 3 4 5 6 7 8 9 10 11 12 13 14 15 16 17 18 19 20 21 22 23 24 25 26 27 28 29 8:0 15:0 22:0	March (23) Su Mo Tu We Th Fr Sa 1 2 3 4 5 6 7 8 9 10 11 12 13 14 15 16 17 18 19 20 21 22 23 24 25 26 27 28 29 30 31 1:0 8:0 15:0 23:0 31:0
April (21) Su Mo Tu We Th Fr Sa 1 2 3 4 5 6 7 8 9 10 11 12 13 14 15 16 17 18 19 20 21 22 23 24 25 26 27 28 29 30 7:0 13:0 22:0 29:0	May (22) Su Mo Tu We Th Fr Sa 1 2 3 4 5 6 7 8 9 10 11 12 13 14 15 16 17 18 19 20 21 22 23 24 25 26 27 28 29 30 31 6:0 13:0 21:0 29:0	June (22) Su Mo Tu We Th Fr Sa 1 2 3 4 5 6 7 8 9 10 11 12 13 14 15 16 17 18 19 20 21 22 23 24 25 26 27 28 29 30 4:0 12:0 20:0 27:0
July (21) Su Mo Tu We Th Fr Sa 1 2 3 4 5 6 7 8 9 10 11 12 13 14 15 16 17 18 19 20 21 22 23 24 25 26 27 28 29 30 31 4:0 11:0 19:0 26:0	August (23) Su Mo Tu We Th Fr Sa 1 2 3 4 5 6 7 8 9 10 11 12 13 14 15 16 17 18 19 20 21 22 23 24 25 26 27 28 29 30 31 2:0 10:0 18:0 24:0	September (22) Su Mo Tu We Th Fr Sa 1 2 3 4 5 6 7 8 9 10 11 12 13 14 15 16 17 18 19 20 21 22 23 24 25 26 27 28 29 30 1:0 9:0 16:0 23:0 30:0
October (21) Su Mo Tu We Th Fr Sa 1 2 3 4 5 6 7 8 9 10 11 12 13 14 15 16 17 18 19 20 21 22 23 24 25 26 27 28 29 30 31 9:0 16:0 22:0 30:0	November (22) Su Mo Tu We Th Fr Sa 1 2 3 4 5 6 7 8 9 10 11 12 13 14 15 16 17 18 19 20 21 22 23 24 25 26 27 28 29 30 7:0 14:0 21:0 29:0	December (22) Su Mo Tu We Th Fr Sa 1 2 3 4 5 6 7 8 9 10 11 12 13 14 15 16 17 18 19 20 21 22 23 24 25 26 27 28 29 30 31 7:0 13:0 20:0 29:0

0 *

23 • 00000 +

21 • 00000 +

22 • 00000 +

22 • 00000 +

21 • 00000 +

23 • 00000 +

22 • 00000 +

21 • 00000 +

22 • 00000 +

22 • 00000 +

219 • 00000 *

Holidays and Observances:

Jan 1 New Year's Day	May 8 Mother's Day	Nov 11 Veterans Day
Jan 18 Martin Luther King Jr. Day	May 30 Memorial Day	Nov 24 Thanksgiving Day
Feb 14 Valentine's Day	Jun 19 Father's Day	Nov 25 Black Friday
Feb 15 Presidents' Day (Most regions)	Jul 4 Independence Day	Dec 24 Christmas Eve
Mar 17 St. Patrick's Day	Sep 5 Labor Day	Dec 25 Christmas Day
Mar 27 Easter Sunday	Oct 10 Columbus Day (Most regions)	Dec 26 'Christmas Day' observed
Apr 18 Tax Day	Oct 31 Halloween	Dec 31 New Year's Eve
May 5 Cinco de Mayo	Nov 8 Election Day	



Copyright © Time and Date AS 1995–2018. All rights reserved.



Calendar for Year 2017 (United States)

January (23) Su Mo Tu We Th Fr Sa 1 2 3 4 5 6 7 8 9 10 11 12 13 14 15 16 17 18 19 20 21 22 23 24 25 26 27 28 29 30 31 5:0 12:0 19:0 27:0	February (20) Su Mo Tu We Th Fr Sa 1 2 3 4 5 6 7 8 9 10 11 12 13 14 15 16 17 18 19 20 21 22 23 24 25 26 27 28 3:0 10:0 18:0 26:0	March (23) Su Mo Tu We Th Fr Sa 1 2 3 4 5 6 7 8 9 10 11 12 13 14 15 16 17 18 19 20 21 22 23 24 25 26 27 28 29 30 31 5:0 12:0 20:0 27:0
April (20) Su Mo Tu We Th Fr Sa 1 2 3 4 5 6 7 8 9 10 11 12 13 14 15 16 17 18 19 20 21 22 23 24 25 26 27 28 29 30 3:0 11:0 19:0 26:0	May (23) Su Mo Tu We Th Fr Sa 1 2 3 4 5 6 7 8 9 10 11 12 13 14 15 16 17 18 19 20 21 22 23 24 25 26 27 28 29 30 31 2:0 10:0 18:0 25:0	June (22) Su Mo Tu We Th Fr Sa 1 2 3 4 5 6 7 8 9 10 11 12 13 14 15 16 17 18 19 20 21 22 23 24 25 26 27 28 29 30 1:0 9:0 17:0 23:0 30:0
July (21) Su Mo Tu We Th Fr Sa 1 2 3 4 5 6 7 8 9 10 11 12 13 14 15 16 17 18 19 20 21 22 23 24 25 26 27 28 29 30 31 9:0 16:0 23:0 30:0	August (23) Su Mo Tu We Th Fr Sa 1 2 3 4 5 6 7 8 9 10 11 12 13 14 15 16 17 18 19 20 21 22 23 24 25 26 27 28 29 30 31 7:0 14:0 21:0 29:0	September (21) Su Mo Tu We Th Fr Sa 1 2 3 4 5 6 7 8 9 10 11 12 13 14 15 16 17 18 19 20 21 22 23 24 25 26 27 28 29 30 6:0 13:0 20:0 27:0
October (22) Su Mo Tu We Th Fr Sa 1 2 3 4 5 6 7 8 9 10 11 12 13 14 15 16 17 18 19 20 21 22 23 24 25 26 27 28 29 30 31 5:0 12:0 19:0 27:0	November (23) Su Mo Tu We Th Fr Sa 1 2 3 4 5 6 7 8 9 10 11 12 13 14 15 16 17 18 19 20 21 22 23 24 25 26 27 28 29 30 4:0 10:0 18:0 26:0	December (20) Su Mo Tu We Th Fr Sa 1 2 3 4 5 6 7 8 9 10 11 12 13 14 15 16 17 18 19 20 21 22 23 24 25 26 27 28 29 30 31 3:0 10:0 18:0 26:0

Holidays and Observances:

Jan 1 New Year's Day	May 5 Cinco de Mayo	Nov 10 Veterans Day observed
Jan 2 'New Year's Day' observed	May 14 Mother's Day	Nov 11 Veterans Day
Jan 16 Martin Luther King Jr. Day	May 29 Memorial Day	Nov 23 Thanksgiving Day
Feb 14 Valentine's Day	Jun 18 Father's Day	Nov 24 Black Friday
Feb 20 Presidents' Day (Most regions)	Jul 4 Independence Day	Dec 24 Christmas Eve
Mar 17 St. Patrick's Day	Sep 4 Labor Day	Dec 25 Christmas Day
Apr 16 Easter Sunday	Oct 9 Columbus Day (Most regions)	Dec 31 New Year's Eve
Apr 18 Tax Day	Oct 31 Halloween	

Copyright © Time and Date AS 1995–2018. All rights reserved.



260 days

0.*

22.00000+

20.00000+

23.00000+

20.00000+

23.00000+

22.00000+

21.00000+

23.00000+

21.00000+

22.00000+

18.00000+

235.00000*

0.*

2017

235 FT working
day Jan 1 to 11/27

11/27/17 FT
Start Date