

**KENNETH SCHMITT**  
*Town Supervisor*

**TOWN OF CARMEL**  
**TOWN HALL**

**ANN SPOFFORD**  
*Town Clerk*

**FRANK D. LOMBARDI**  
*Town Councilman*  
*Deputy Supervisor*

60 McAlpin Avenue  
Mahopac, New York 10541

**KATHLEEN KRAUS**  
*Receiver of Taxes*

**JOHN D. LUPINACCI**  
*Town Councilman*  
**SUZANNE MC DONOUGH**  
*Town Councilwoman*  
**JONATHAN SCHNEIDER**  
*Town Councilman*

Tel. (845) 628-1500 • Fax (845) 628-6836  
[www.carmelny.org](http://www.carmelny.org)

**MICHAEL SIMONE**  
*Superintendent of Highways*  
Tel. (845) 628-7474

**TOWN BOARD WORK SESSION**  
**Tuesday, November 21, 2017 7:00pm**

---

**Pledge of Allegiance – Moment of Silence**

**Continuation of Public Hearing #1:** On a Proposed Local Law Amending § 156-76 of the Town Code of the Town of Carmel, entitled “Wireless Telecommunication Equipment and Devices”

- 1A. Environmental Assessment Review
- 1B. Consider Resolution Determining SEQRA Review
- 1C. Consider Motion to Enact Law

**Public Hearing #2:** On a Proposed Local Law Amending Chapter 137 of the Code of the Town of Carmel, entitled: “Taxation”

- 2A. Consider Resolution Determining SEQRA Review
- 2B. Consider Motion to Enact Law

- 1. Res: Authorizing Payment for the Emergency Repair of Town of Carmel Police Vehicle

- **Public Comment (Three (3) Minutes on Agenda Items Only)**
- **Town Board Member Comments**

**Town Board Work Session:**

- **Kenneth Clair, Jr., Acting Commissioner – PC Bureau of Emergency Services – Discussion of Mutual Aid Agreement with the Various Town of Carmel Fire Protection Districts**
- Review of Town Board Minutes 11/1, 11/8, 11/ 15, 2017
- 1. Mary Ann Maxwell, Town Comptroller – Consider Budget Revisions September/October 2017 #2017/06
- 2. Mary Ann Maxwell, Town Comptroller – Consider Delinquent Sewer/Water Re-Levy as of 11/16/2017
- 3. Richard Franzetti, PE , Town Engineer – Consider Request to Award Bid for the Purchase and Installation of Town Wide Water Meters
- 4. Richard Franzetti, PE, Town Engineer – Consider Request to Accept Proposal for Duct Cleaning in Town Hall Building
- 5. Richard Franzetti, PE, Town Engineer – Consider Request to Authorize Payment for Repairs of the Town of Carmel Veteran Memorial
- 6. Richard Franzetti, PE, Town Engineer – Consider Request to Authorize Payment for Operation and Maintenance Services – East of Hudson Watershed Corporation
- 7. Richard Franzetti, PE, Town Engineer – Consider Request to Award Bid for Cleaning Services in Town Hall

- **Public Comment (Three (3) Minutes on Agenda Items Only)**
- **Town Board Member Comments**

**Open Forum:**

- **Public Comments on New Town Related Business (Three (3) Minutes Maximum per Speaker for Town Residents, Property Owners & Business Owners Only)**
- **Town Board Member Comments**
- **Adjournment**

**NOTICE OF PUBLIC HEARING**  
**(CONTINUATION)**

NOTICE IS HEREBY GIVEN, that the Town Board of the Town of Carmel will **continue** the **Public Hearing** on a **proposed Local Law amending §156-76 of the Town Code of the Town of Carmel, entitled "Wireless Telecommunication Equipment and Devices"** on Wednesday, **November 21, 2017** at 7:00 p.m. or as soon thereafter that evening as possible at the Town Hall, 60 McAlpin Avenue, Mahopac, New York 10541. The text of the proposed Local Law is as follows:

PROPOSED LOCAL LAW #    OF THE YEAR 2017

BE IT ENACTED by the Town Board of the Town of Carmel, County of Putnam, State of New York as follows:

SECTION 1: PURPOSE

The purpose of this local law is to amend the Town Code of the Town of Carmel to allow the Town of Carmel to properly regulate necessary utility infrastructure for the provision of wireless telecommunications facilities within the Town.

SECTION 2: AUTHORITY

This chapter is adopted pursuant to the authority, of Article 2, § 10 of the New York State Municipal Home Rule Law.

SECTION 3: ENACTMENT OF CHAPTER 156-62

The Town Code of the Town of Carmel is hereby amended by the addition of Chapter 156-62 entitled "WIRELESS TELECOMMUNICATIONS STRUCTURES AND FACILITIES" which shall read as follows:

§ 156-62 WIRELESS TELECOMMUNICATION STRUCTURES AND FACILITIES

A. Legislative intent.

1. The Telecommunications Act of 1996 preserved, with certain limitations, local government land use and zoning authority concerning the placement, construction, and modification of wireless telecommunications facilities. The purpose of this Wireless Telecommunications Ordinance is to provide the Town of Carmel with the authority to properly regulate necessary utility infrastructure for the provision of wireless telecommunications facilities within the Town,
2. The Town Board finds that the regulation of wireless telecommunications facilities is necessary to protect the predominantly suburban and rural residential character of the Town and the property values of the community; such regulation is needed to protect schools, parks, churches, playgrounds and historic structures; to preserve scenic areas; important commercial corridors; to minimize aesthetic impacts; to preserve the health and safety of residents; and to respect the need of wireless telecommunications service providers to relay signals without electronic interference from other service providers' operations, while not unreasonably limiting competition

among them.

3. The Town Board declares that the protection of residential areas of the Town is of paramount importance and that any local regulations of wireless telecommunications facilities must furnish all possible protection for residential areas, and further declares that the provisions of this article are to be interpreted to favor protection of residential areas. The Planning Board shall, before issuing a special exception use permit for a wireless telecommunications facility in a residentially zoned area, satisfy itself that all other alternatives have been exhausted.
4. The Town Board finds that the aesthetic appearance of wireless telecommunication facilities is a paramount concern, particularly along the Town's important commercial corridors.
5. In general, shared use and collocation of antennas and antenna- mounting structures are preferred to the construction of new facilities.

## B. DEFINITIONS.

As used in this article, the following terms shall have the meanings indicated:

**ADMINISTRATIVE APPROVAL** — Zoning approval that the Director of Code Enforcement or designee is authorized to grant after administrative review.

**ADMINISTRATIVE REVIEW** — Nondiscretionary evaluation of an application by the Director of Code Enforcement or designee. The process is not subject to a public hearing. The procedures for administrative review are established in Section "D" of this chapter.

**ANSI** — The American National Standards Institute.

**ANTENNA** — A system of electrical conductors for radiating or receiving radio waves.

**ANTENNA, WIRELESS TELECOMMUNICATIONS** — Any device, including the supporting structure and all related appurtenances, used for the transmission and reception of radio waves as part of wireless two-way communications.

## **BASE STATION**

1. A structure or equipment at a fixed location that enables FCC-licensed or authorized wireless communications between user equipment and a communications network. The term does not encompass a tower as defined herein or any equipment associated with a tower. "Base station" includes, without limitation:
  1. Equipment associated with wireless communications services such as private, broadcast, and public safety services, as well as unlicensed wireless services and fixed wireless services such as microwave backhaul.
  2. Radio transceivers, antennas, coaxial or fiber-optic cable, regular and backup power supplies, and comparable equipment, regardless of technological configuration.
  3. Any structure other than a tower that, at the time the relevant application is filed with the Town under this section, supports or houses equipment defined as a "wireless telecommunications facility" that has been reviewed and approved under the applicable zoning or siting process, or under another

state or local regulatory review process, even if the structure was not built for the sole or primary purpose of providing that support.

2. The term does not include any structure that, at the time the relevant application is filed with the Town under this article, does not support or house equipment defined as a "wireless telecommunications facility."

**COLLOCATION** — The mounting or installation of a subsequent wireless telecommunications antenna and related transmission equipment on an eligible support structure for the purpose of transmitting and/or receiving radio frequency signals for communications purposes.

**ELIGIBLE FACILITY REQUEST OR ELIGIBLE FACILITIES REQUEST** — Any request for a wireless communications facility that does not involve substantial change to the physical conditions of a tower, base station or building involving:

1. Collocation of new transmission equipment in a high priority area as defined in § IX; or
2. Removal of transmission equipment; or
3. Replacement of transmission equipment.

**ELIGIBLE SUPPORT STRUCTURE** — Any tower or base station as defined in this section, provided that it is existing at the time the relevant application is filed with the Building Department under this article.

**EXISTING FACILITY** — A constructed tower or base station is existing for purposes of this article if it has been reviewed and approved under the applicable zoning or siting process, or under another state or local regulatory review process, provided that a tower that has not been reviewed because it was not in a zoned area when it was built, but was lawfully constructed, is existing for purposes of this article.

**FCC** — The Federal Communications Commission.

**FREQUENCY** — The number of sinusoidal cycles made by electromagnetic radiation in one second; usually expressed in units of hertz (Hz).

**NIER (NONIONIZING ELECTROMAGNETIC RADIATION)** — Electromagnetic radiation of such frequency that the energy of the radiation does not dissociate electrons from their constituent atoms when an atom absorbs the electromagnetic radiation.

**RF** — Radio frequency.

**SUBSTANTIAL CHANGE** — A modification substantially changes the physical dimensions of an eligible support structure if it meets any of the following criteria:

1. The mounting of the proposed antenna on existing towers, other than towers in the public rights-of-way, would increase the existing height of the tower by more than 10%, or by the height of one additional antenna array with separation from the nearest existing antenna not to exceed 20 feet, whichever is greater; for other eligible support structures, it increases the height of the structure by more than 10% or more than 10 feet, whichever is greater, except that the mounting of the proposed antenna may exceed the size limits set forth in this subsection if necessary to avoid interference with existing antennas;
2. The mounting of the proposed antenna would involve the installation of more than the standard number of new equipment cabinets for the technology involved, not to



- exceed four, or more than one new equipment shelter;
3. The mounting of the proposed antenna would involve adding an appurtenance to the body of existing towers, other than towers in the public rights-of-way, that would protrude from the edge of the towers more than 20 feet, or more than the width of the tower structure at the level of the appurtenance, whichever is greater; for other eligible support structures, it involves adding an appurtenance to the body of the structure that would protrude from the edge of the structure by more than six feet, except that the mounting of the proposed antenna may exceed the size limits set forth in this subsection if necessary to shelter the antenna from inclement weather or to connect the antenna to the tower via cable;
  4. The mounting of the proposed antenna would involve excavation outside the current existing structure site, defined as the current boundaries of the leased or owned property surrounding the existing structure and any access or utility easements currently related to the site;
  5. The modification defeats concealment and/or stealth elements of the support structure; or
  6. The modification does not comply with prior conditions of the approval for the existing structure site; provided, however, that this limitation does not apply to any modification that is noncompliant only in a manner that would not exceed the thresholds identified above.

**STEALTH TECHNOLOGY**- a cellular telecommunications facility that is designed to blend into the surrounding environment. Examples of stealth facilities include:

1. Architecturally screened roof-mounted antennas;
2. Building-mounted antennas painted to match the existing structure;
3. Antennas integrated into architectural elements; and
4. Antenna structures designed to look like light poles, trees, clock towers, bell steeples, or flag poles.

**TOWER** — Any structure built for the sole or primary purpose of supporting any FCC-licensed or authorized antennas and their associated facilities, including structures that are constructed for wireless communications services, including, but not limited to, private, broadcast, and public safety services, as well as unlicensed wireless services and fixed wireless services such as microwave backhaul, and the associated site.

**TRANSMISSION EQUIPMENT** — Equipment that facilitates transmission for any FCC-licensed or authorized wireless communication service, including, but not limited to, radio transceivers, antennas, coaxial or fiber-optic cable, and regular and backup power supplies. The term includes equipment associated with wireless communications services, including, but not limited to, private, broadcast, and public safety services, as well as unlicensed wireless services and fixed wireless services such as microwave backhaul.

**WIRELESS TELECOMMUNICATION FACILITIES** — Any facility for the receiving or transmitting of wireless signals for commercial purposes, such as cellular telephone services, personal communication services (PCS), specialized mobile radio (SMR), enhanced mobile radio (ESMR), paging, satellite digital audio radio service (SDARS), fleet communication systems and similar commercial facilities, whether operated in support of another business activity or available for the transmission of signals on a sale or rental basis. As used herein the term shall include any necessary support structure, connection cables and equipment buildings as well as towers or monopoles.

## C. SPECIAL EXCEPTION USE PERMIT; POLICIES AND GOALS.

In order to assure that the placement, construction and modification of wireless telecommunications facilities conforms to the Town of Carmel's purpose and intent of this article, such facilities shall require the approval of a special permit. Consideration of a wireless telecommunications facility special permit shall address the following goals:

1. Establish an application procedure for person(s) seeking a special permit for a wireless telecommunications facility.
2. Establish a policy for examining an application for and issuing a special permit for a wireless telecommunications facility that is both fair and consistent.
3. Establish reasonable time frames for granting or not granting a special exception use permit for a wireless telecommunications facility.
4. Promote and encouraging, wherever possible, the sharing and/or collocation of a wireless telecommunications facility among service providers.
5. Promote and encouraging, wherever possible, the placement of a wireless telecommunications facility in such a manner as to cause minimal disruption to the land, property, buildings and other facilities adjacent to, surrounding and in generally the same area as the requested location of such facility.
6. Minimize any adverse aesthetic impacts to the community through the proper siting, location, screening, buffering or through the application of effective and innovative design measures and stealth technology.

#### D. ELIGIBLE FACILITIES REQUEST; APPROVAL.

1. The Town has determined that the full special permit review procedure is unnecessary for certain wireless communications facilities that do not involve a substantial change to the physical characteristics of an existing tower, base station or building involving:
  - (1) Collocation of new transmission equipment in a high priority area as defined in § IX; or
  - (2) Removal of transmission equipment; or
  - (3) Replacement of transmission equipment.
2. Type of review. Upon receipt of an application for an Eligible Facilities Request, the Director of Code Enforcement or designee shall review such application to determine whether the application so qualifies as an Eligible Facility Request as defined in this chapter. If determined to be an Eligible Facility Request, such application shall undergo an administrative review, as defined herein. If it is determined that there will be a substantial change to an existing facility, this section shall not apply.
3. Application. An application form provided by the Building Department shall be provided which shall establish the information necessary for the Town to consider whether an application is an Eligible Facilities Request. Each application shall include the following:
  - (1) An application form provided by the Building Department.
  - (2) A radio frequency safety report demonstrating compliance with FCC

safety standards.

(3) Certification that the installation will comply with visual standards set forth in § XIV.

(4) The payment of a fee for an eligible facilities request, as stated in the Town of Carmel Schedule of User Fees.

4. Timeframe for review. Within 60 days after an Eligible Facilities Request has been received, the Director of Code Enforcement or his designee shall approve the application unless it has been determined that the application creates a substantial change or otherwise does not meet the criteria of an Eligible Facilities Request. Once an Eligible Facilities Request application has been approved, the Director of Code Enforcement shall issue a building permit.

5. Tolling of time frame for review.

(a) The sixty-day review period begins to run when the application is filed, and may be tolled by mutual agreement by the Director of Code Enforcement and the applicant.

(b) The time frame for review may also be tolled when the Director of Code Enforcement or his designee determines that the application is incomplete. When an application has been determined to be incomplete, the following process shall be used to toll the time frame for review:

(1) The Director of Code Enforcement or designee shall provide written notice to the applicant within 30 days of receipt of the application, specifically delineating all missing documents or information required in the application or such other reasons why the application has been determined to be incomplete.

(2) Within 10 days of a supplemental submission, the Director of Code Enforcement or designee will notify the applicant if his or her application has been deemed complete. If application is still found to be incomplete after a supplemental submission, the applicant must provide additional supplemental submissions until the application has been deemed complete.

(3) The time frame for review will not begin to run again until the application has been deemed complete.

6. Failure to act. In the event the Director of Code Enforcement or designee fails to approve or deny a request seeking approval under this section within the time frame for review, accounting for any tolling, the application shall be approved. However, such approval does not become effective until the applicant notifies the Director of Code Enforcement in writing after the review period has expired, accounting for any tolling, that the application has been approved.

7. Interaction with §n (c)(7). If it is determined that the applicant's request is not covered by § 6409(a)<sup>1</sup> as delineated under this section, the presumptively reasonable time frame under § (c)(7),<sup>2</sup> as prescribed by the FCC's Shot Clock order, will begin to run from the issuance of the decision that the application is not a covered request. To the extent such information is necessary, the Town may request additional information from the applicant

to evaluate the application under § 332(c)(7), pursuant to the limitations applicable to other § (c)(7) reviews.

1. Editor's Note: See 47 U.S.C. § 1455(a).
2. Editor's Note: See 47 U.S.C. § 332(c)(7).

E. PROCEDURE FOR SPECIAL PERMIT APPLICATION; FEE.

1. All applicants for a special permit for a wireless telecommunications facility or any modification of such facility and renewal thereof shall comply with the requirements set forth in this section.
2. The applicant shall be required to provide sufficient funds to an escrow account to allow the Planning Board to retain such technical experts as may be necessary to review the proposal, provided that no funds shall be deposited until a scope of work is agreed upon among the applicant, the expert and the Planning Board. In any event, the initial deposit shall be a minimum of \$3,500. A larger deposit may be required if, in the judgment of the Planning Board, the complexity and scope of the proposal requires additional expert review. The applicant shall maintain the escrow account at the amount of the initial deposit and replenish same in a timely manner. Payment in full thereto shall be a condition precedent to any approval by the Planning Board. Any unused funds will be returned to the applicant upon completion of the review. The withdrawal of an application shall not relieve the applicant of the payment obligations of this section.
3. The Planning Board is hereby authorized to issue a special permit under the provisions of this article subject to all of the special requirements and conditions herein and any requirements which may be made a part hereof. Every special permit shall also conform to all special findings that are specified herein.
4. Application to the Planning Board for a special permit under this article shall be accompanied by a fee in accordance with the current Town fee schedule.
5. Prior to or concurrent with the filing of a formal application to the Planning Board to obtain a special permit under this article, the applicant shall submit information needed to meet the requirements of the New York State Environmental Quality Review Act (SEQR). The Planning Board may hold a joint public hearing under the provisions of SEQR and this article whenever practicable. In the event that a final SEQR determination has not been made, no application for a special permit under this article shall be granted. The time periods in which the Planning Board may take action may be extended with the consent of the applicant.
6. The owner of the subject property shall be joined as a co-applicant.
7. In addition to any other applicable notice requirements established elsewhere in the Town Code, the applicant shall cause notice of the public hearing by notifying all property owners by certified mail, return receipt requested, within 1000 feet of the boundary line of the subject property.
8. **The applicant is required to provide a physical mockup of the proposed project**

F. INFORMATION REQUIRED FOR WIRELESS TELECOMMUNICATIONS

## ANTENNAS.

A. For all proposed wireless telecommunications antennas the following information shall be provided:

1. Name and address of the property owner and the applicant.
2. Address, lot and block and/or parcel number of the property.
3. Zoning district in which the property is situated.
4. Name and address of the person preparing the plan.
5. Size of the property and the location of all lot lines.
6. Approximate location of nearest residential structure.
7. Approximate location of nearest occupied structure.
8. Location of all structures on the property which is the subject of the application.
9. Location, size and height of all proposed and existing antennas and all appurtenant structures on the property.
10. Type, size and location of all proposed landscaping.
11. A report by a New York State licensed professional engineer documenting compliance with applicable structural standards and describing the general structural capacity of any proposed installation.
12. The number and type of antennas proposed.
13. A description of the proposed antennas and all related fixtures, structures, appurtenances and apparatus, including height above grade, materials, color and lighting.
14. A description of the antenna's function and purpose.
15. The make, model and manufacturer of the antenna.
16. The frequency, modulation and class of service.
17. Transmission and maximum effective radiated power.
18. Direction of maximum lobes and associated radiation and compliance with FCC regulations.
19. Consent to allow additional antennas (for purposes of collocating) on any new antenna towers, if feasible.
20. If a collocation, the cumulative impacts, visual and otherwise, of the proposed antenna.

B. The items in Subsection A(12) through (18) shall be included in a report prepared by a radio frequency engineer, health physicist or other qualified professional.

## G. FACILITY SERVICE PLAN.

All proposals to provide or operate wireless telecommunications facilities shall be accompanied by a facility service plan, which shall include all the information necessary to allow the Planning Board to understand the existing, proposed and long-range plans of the applicant. The facility service plan shall include at least the following information:

1. The location, height and operational characteristics of all existing facilities of the applicant in and immediately adjacent to the Town.
2. A two-to-five-year plan for the provision of additional facilities in and immediately adjacent to the Town, indicating whether each proposed facility is for initial coverage or capacity-building purposes and showing proposed general locations or areas in which additional facilities are expected to be needed. Subsequent applications will confirm or modify the facility service plan so that the Planning Board may be kept up-to-date on future activities.

3. A commitment to collocate or allow collocation wherever possible on all existing and proposed facilities.

#### H. REQUIREMENTS APPLICABLE TO ALL WIRELESS TELECOMMUNICATIONS ANTENNAS

For all proposed wireless telecommunications antennas the following requirements are applicable:

1. For proposed sites within 100 feet of other sources of RF energy, emanating from other wireless telecommunications facilities, the applicant shall provide an estimate of the maximum total exposure from all nearby stationary sources and a comparison with relevant standards. This assessment shall include individual and ambient levels of exposure. It shall not include such residentially based facilities such as cordless telephones.
2. All obsolete or unused wireless telecommunications antennas (including tower supports) shall be removed within 60 days of cessation of operations at the site. The Town may remove such facilities upon reasonable notice and an opportunity to be heard and treat the cost as a tax lien on the property. The Planning Board may also require at the time of approval, the posting of a bond sufficient to cover the costs of removing an abandoned wireless telecommunications facility.
3. All antennas shall be identified with signs not to exceed six square feet, listing the owner's or operator's name and emergency telephone number, and shall be posted in a conspicuous place.
4. New antennas may not be sited within 500 feet of any existing antenna. This restriction does not apply to the siting of new antennas at an existing site.
5. No source of NIER, including facilities operational before the effective date of this article, shall exceed the federal or state NIER emission standard.
6. New antennas and supporting towers shall be designed to accommodate additional antennas for purposes of collocating.

#### I. LOCATION OF WIRELESS TELECOMMUNICATIONS FACILITIES.

1. Applicants for wireless telecommunications facilities shall locate, site and erect said wireless telecommunications facilities, including towers and other tall structures, in accordance with the following priorities, one being the highest priority and six being the lowest priority:
  1. On existing tall structures or wireless telecommunications towers in nonresidential zoning districts.
  2. Collocation on a site with existing wireless telecommunications towers or structures in nonresidential districts, not fronting on NYS Routes 6, 6N, 52 and 301.
  3. Collocation on a site with existing wireless telecommunications towers or structures

in any other nonresidential districts.

4. Installation of a new wireless telecommunications facility in any nonresidential district.

5. Installation of a new wireless telecommunications facility in any residential district.

6. On other property in the Town.

2. If the proposed site for a wireless telecommunications facility is not the highest priority listed above, then a detailed explanation must be provided as to why a site of higher priority was not selected. The applicant must satisfactorily demonstrate the reason or reasons why such a permit should be granted for the proposed site and the hardship that would be incurred by the applicant if the permit were not granted for the proposed site.

3. An applicant may not bypass a site of higher priority by stating that the site presented is the only site selected or secured. An applicant shall address collocation as an option, and, if such option is not proposed, the applicant shall explain why collocation is impracticable. Agreements between providers limiting or prohibiting collocation shall not be considered a valid basis for a claim of impracticability. Notwithstanding the above, the Planning Board may approve any site located within an area in the above list of priorities, provided that the Planning Board finds that the proposed site is in the best interests of the health, safety and welfare of the Town of Carmel and its inhabitants.

4. The applicant shall submit a report demonstrating the applicant's review of the above priorities demonstrating the technical reasons for the site selection and, if the site selected is not the highest priority, a detailed explanation of why sites of higher priority were not selected.

5. Notwithstanding that a potential site may be situated in an area of highest priority or highest available priority, the Planning Board may disapprove an application for any of the following reasons:

(a) Conflict with safety and safety-related codes and regulations.

(b) Conflict with traffic needs or traffic laws, or definitive plans for changes in traffic flow or traffic laws.

(c) Conflict with the historic nature of a neighborhood.

(d) The use of a wireless telecommunications facility which is contrary to an already stated purpose of a specific zoning or land use designation.

(e) The placement and location of a wireless telecommunications facility which would create an unacceptable risk, or the probability of such, to residents, the public, employees and agents of the Town or employees of the service provider or other service providers.

(f) Conflicts with the provisions of this article.

J. ANTENNA LOCATIONS WHERE PUBLIC EXPOSURE IS LIKELY.

For roof-mounted, collocated or other situations in which public exposure is likely, the application shall include:

1. An assessment of potential public exposure to radio frequency (RF) energy from the proposed facility indicating the facility's compliance with applicable federal or state standards. The applicant shall identify the maximum exposure level, the locations at which this occurs and the estimated RF levels at specific locations of community interest, such as schools, residences or commercial buildings. Assumptions used in the calculations shall be stated, including building heights and topography.
2. A multiple-source exposure impact assessment shall be prepared if the wireless telecommunications facility is to be situated on the same site as existing facilities, such as a tower or roof.
3. Evidence that the maximum exposure to the general public will not exceed federal or state standards.
4. An identification of rooftop areas to which the public may have access. The exposure in these areas shall be in compliance with the standards established by any federal or state agencies.
5. An identification of how much of the roof, if any, should be designated a "controlled environment" due to RF field levels in accordance with the applicable federal or state standard.
6. Notification of the building management if any portion of the roof needs to be identified as a "controlled environment" due to RF levels in excess of the guidelines in the applicable federal or state standards.

K. ROOF-MOUNTED ANTENNAS.

Requirements applicable to roof-mounted antennas are as follows:

1. Antennas shall not be placed more than 15 feet higher than the height limitation for buildings and structures within the zoning district in which the antenna is proposed to be erected.
2. Antennas may be set back from the outer edge of the roof a distance equal to or greater than 10% of the rooftop length and width, or such antennas may be attached directly to the roof parapet wall, whichever, in the Planning Board's opinion, will have the minimal visual impact while achieving signal coverage requirements.
3. If the Planning Board requests, antennas shall be the same color of the exterior of the top floor or parapet of the building except to the extent required by law.

L. NEW WIRELESS TELECOMMUNICATIONS TOWERS.

1. The applicant shall demonstrate to the satisfaction of the Planning Board that



there exists no tower on which the antenna may collocate or that collocation is not feasible for any of the following reasons:

- (a) The applicant has been unable to come to a reasonable agreement to collocate on another tower. The names, addresses, phone and fax numbers of other service providers approached shall be provided, accompanied by a written statement as to the reason an agreement could not be reached.
- (b) The antenna will not unreasonably interfere with the view of or from any park, designated scenic area, historic district, site or structure.
- (c) The radio, television, telephone or reception of similar signals for nearby properties will not be disturbed or diminished.
- (d) The applicant's network of antenna locations is not adequate to properly serve its customers, and the use of facilities of other entities is not suitable for physical reasons.
- (e) Adequate and reliable service cannot be provided from existing sites in a financially and technologically feasible manner consistent with the service providers' system requirements.
- (f) Existing sites cannot accommodate the proposed antenna due to structural or other engineering limitations (e.g., frequency incompatibilities).
- (g) For proposed monopole or tower facilities, there is a report by a New York State licensed professional engineer specializing in structural engineering certifying that the proposed design is structurally sound.

2. Any application for the approval of a special permit for a wireless telecommunications facility shall include a report by a qualified radio frequency engineer, health physicist or other qualified professional, as determined by the Planning Board, which calculates the maximum amount of nonionizing electromagnetic radiation (NIER) which will be emitted from the proposed wireless telecommunications facility upon its installation and demonstrates that the facility will comply with the applicable federal or state standards.

#### **M. NIER MEASUREMENTS AND CALCULATIONS.**

All applicants for wireless telecommunications facilities in any district shall submit calculations of the estimated NIER output of the antenna(s). For antennas mounted on an existing structure not requiring a special permit, the calculations shall be provided to the Director of Code Enforcement prior to the issuance of a permit. For antenna applications requiring a special permit, the calculations shall be provided to the Planning Board at the time of making the application for special permit. NIER levels shall be measured and calculated as follows:

- 1. Measuring equipment used shall be generally recognized by the Environmental Protection Agency (EPA), National Council on Radiation Protection and Measurement (NCRPM), American National Standards Institute (ANSI), or National Bureau of Standards (NBS) as suitable for measuring NIER at frequencies and

power levels of the proposed and existing sources of NIER.

2. Measuring equipment shall be calibrated as recommended by the manufacturer in accordance with methods used by the NBS and ANSI, whichever has the most current standard.
3. The effect of contributing individual sources of NIER within the frequency range of a broadband measuring instrument may be specified by separate measurement of these sources using a narrow band measuring instrument.
4. NIER measurements shall be taken based on maximum equipment output. NIER measurements shall be taken or calculated when and where NIER levels are expected to be highest due to operating and environmental conditions.
5. NIER measurements shall be taken or calculated along the property lines at an elevation six feet above grade at such locations where NIER levels are expected to be highest and at the closest occupied structure.
6. NIER measurements shall be taken or calculated following spatial averaging procedures generally recognized and used by experts in the field of RF measurement or other procedures recognized by the FCC, EPA, NCRPM, ANSI or NBS.
7. NIER calculations shall be consistent with the FCC, Office of Science and Technology (OST) Bulletin 65 or other engineering practices recognized by the EPA, NCRPM, ANSI, MBS or similarly qualified organization.
8. Measurements and calculations shall be certified by a New York State licensed professional engineer, health physicist or a radio frequency engineer. The measurements and calculations shall be accompanied by an explanation of the protocol, methods and assumptions used.

N. NIER MONITORING AND ENFORCEMENT.

1. The owner and/or operator of the antenna shall perform a NIER level reading as set forth above and shall submit the results of the test to the Town of Carmel Director of Code Enforcement Department within 90 days of initially operating the antenna system, and annually thereafter. The owner or operator shall provide a report from a qualified professional who shall certify, under penalties of perjury, that the installation does not expose the general public to NIER standards in excess of those of any federal or state agency regulating RIF-energy.
2. The Town may measure NIER levels as necessary to ensure that the federal or state standards are not exceeded. Any approval of a wireless telecommunications facility shall be conditioned upon an offer of perpetual consent to allow the Town access to the premises to conduct the required NIER monitoring, should the operator of the wireless communications facility fail to do so.
3. If the standards of any federal or state agency are exceeded at the location of a proposed transmitting antenna, the proposed facility shall not be permitted.

O. BULK REGULATIONS AND HEIGHT.

1. In all zoning districts, all wireless telecommunications facilities shall comply with yard requirements of the Zoning Ordinance for principal buildings. No wireless telecommunications facilities may be located between the principal structure and the street.
2. In residential districts, wireless telecommunications facilities shall not exceed 50 feet in height unless the requirements of Subsection 3 below are met. In nonresidential districts, wireless telecommunications facilities shall not exceed 100 feet in height unless the requirements of Subsection C below are met.
3. In the event that applicants propose a height greater than that listed above, the applicant must demonstrate to the satisfaction of the Planning Board that:
  - a. Alternative means of mounting the antenna have been considered and are not feasible for the applicant.
  - b. The height is the minimum height necessary for adequate operation to meet the applicants' communications needs and the aesthetic intrusion has been minimized to the greatest extent practicable.
  - c. The height does not exceed 50% of the maximum height listed in Subsection 2. above.
  - d. The site or building on which the facility is proposed to be installed does not become nonconforming or increase in nonconformity by reason of the installation of wireless telecommunications facilities. This includes, but is not limited to, yard, buffer, height, floor area ratio for equipment buildings, parking, open space and other requirements. The height requirements of this chapter shall apply to buildings and equipment shelters.
4. Notwithstanding anything stated herein, the Planning Board shall be permitted to increase the height of any tower beyond any limitations set forth herein in order to accommodate additional users. In reviewing a request for greater height, the Planning Board shall balance the effect of a greater height against the provision of one or more additional towers, collocating or other alternatives.
5. In residential districts, wireless telecommunications towers and monopoles shall be separated from residential buildings on adjacent or abutting properties for a distance by not less than two times the height of the tower or monopole. This provision shall apply to the proposed use for wireless telecommunications facilities of towers or monopoles existing at the time of adoption of this article.

P. VISUAL IMPACT.

1. For all new wireless telecommunication facilities, the applicant shall provide to the Planning Board a short Environmental Assessment Form (EAF), Part I and Visual EAF Addendum, Appendix A and B, including graphic information that accurately portrays the visual impact of the proposed facility from various vantage points selected by the Planning Board or the Planning Board's consultants, such as, but not limited to, residential areas, major commercial corridors, parks, historic buildings or scenic areas, including nighttime visual impacts. This graphic information may be

provided in the form of photographs or computer-generated images with the tower superimposed, as may be required by the Planning Board or its consultants.

2. The applicant shall provide a temporary physical mockup of the proposed project. The mockup shall be mounted in the same location(s) at the project site as the proposed project and shall be the same dimensions, color and set at the same height and width as proposed project. The mockup shall be installed two (2) weeks prior to the initial appearance before the Planning Board, and shall remain in place until the Planning Board renders its decision on the application. The applicant shall obtain authorization for the installation of this temporary mockup from the Building Department, to ensure the mockup is installed safely, and does not represent a hazard to public safety. The mockup shall be removed no later than two days after the close of the public hearing where the proposed project is considered.
3. For all buildings or equipment shelters to be located in a residential zoning district, the equipment shelter shall be treated in an architectural manner compatible with the residences in the vicinity.
4. Careful consideration of design details including color, texture, and materials shall be made to ensure the stealth design of the wireless telecommunication facility.
5. All building-mounted wireless telecommunication facilities shall be, at a minimum, designed as stealth facilities. Design techniques shall be employed to minimize visual impacts and provide appropriate camouflage.
6. All building-Mounted wireless telecommunication facility components, including all antenna panels, shall be painted or be designed to match the predominant color and/or design of the structure so as to be visually inconspicuous.
7. A minimum of three (3) live trees with a minimum height of 20-feet shall be planted in close proximity to a wireless telecommunications facility designed as a faux tree. The Planning Board may require additional live mature plantings to assist in mitigating visual impacts of wireless telecommunication facilities designed as faux trees.
8. Where a wireless telecommunications facility is proposed to be located on a building rooftop, the associated equipment shall be enclosed within an architecturally integrated penthouse or otherwise be completely screened to the satisfaction of the Planning Board. Required screening shall be decorative, of a design, color, and texture that is architecturally integrated with the building it is on.
9. Associated equipment shall be enclosed by a fence, landscaped screening decorative wall, or other screening and buffering measures found to be acceptable by the Planning Board.

**Q. COLOR AND LIGHTING STANDARDS.**

Except as specifically required by the Federal Aviation Administration (FAA) or the FCC, antennas, including the supporting structure and all related appurtenances, shall:

1. Be colored to reduce the visual impact to the greatest degree possible.

2. Not be illuminated, except that buildings may use lighting required by the New York State Fire Prevention and Building Code or when required for security reasons. When lighting is used, it shall be compatible with the surrounding neighborhood to the greatest degree practicable.

R. FENCING AND NIER WARNING SIGNS.

1. The area surrounding the facility shall:
  - a. Be fenced or otherwise secured in a manner which prevents unauthorized access by the general public to areas where the standards of any federal or state agency are exceeded.
  - b. Contain appropriate signage to warn of areas of the site where:
    1. NIER standards are exceeded.
    2. High risks for shocks or burns exist.
2. For wall-mounted antennas, the signage shall be placed no more than five feet off the ground.
3. No other signage, including advertising, shall be permitted at the facility, antenna or tower or supporting structure, unless required by law.

S. NIER EXPOSURE STANDARDS.

No antenna or combination of antennas shall expose the general public to NIER levels exceeding the standard of any federal or state agencies having jurisdiction. In addition, no antenna facility shall emit radiation such that the general public will be exposed to shock and burn in excess of the standards contained in ANSI C-95.1.

T. REGISTRATION OF ANTENNA OPERATORS.

The Building Department shall keep a list of the names, addresses, type and maximum emissions of all antenna operators in the Town. This list shall be maintained from applications to the Planning Board and Building Department and from FCC or similar inventories of facilities in the Town. If the name or address of the owner or operator of the antenna facility is changed, the Building Department shall be notified of the change within 30 days.

U. EXPIRATION OF SPECIAL PERMIT.

1. The special permit shall be issued to the use that was the subject of the application and shall expire upon the termination of such use.
2. The Director of Code Enforcement shall require issuance of a revised or new special permit prior to the issuance of a building permit where the proposal requires a special permit use under this article.
3. After issuance of a building permit, the applicant shall provide a report to the Director of Code Enforcement prepared by a New York State licensed professional

engineer certifying that any monopole or tower has been constructed in accordance with the plans approved by the Director of Code Enforcement.

4. All special permits issued for any wireless telecommunications facility shall be renewed every two years from the effective date of the approval of the facility. An application for renewal shall be made to the Planning Board. The Planning Board shall review any and all changes in circumstances influencing the wireless telecommunications facility, or the actual facility itself, including its operation and use. If circumstances have materially changed, then the Planning Board shall reconsider the special permit approval. Failure to renew the special exception permit use, or the denial of the renewal by the Planning Board, shall result in the removal of the wireless telecommunications facility in accordance with this article.

#### V. EXISTING INSTALLATIONS.

Any wireless telecommunications facility legally existing at the time that this article takes effect shall be permitted to continue, provided that the operator submits proof within six months of the enactment of this article that a valid building permit has been issued for the facility and that the facility complies with the standards adopted by the Federal Communications Commission and all requirements of this article, as certified by a professional engineer with qualifications acceptable to the Town of Carmel.

#### W. SEVERABILITY.

Should any section, paragraph, sentence, clause, word or provision of this article be declared void, invalid or unenforceable, for any reason, such decision shall not affect the remaining provisions of this article.

#### SECTION 4 – EFFECTIVE DATE

This Local Law shall take effect immediately upon filing in the office of the Secretary of State in accordance with Section 27 of the Municipal Home Rule Law.

At said Public Hearing, all interested persons shall be heard on the subject thereof. The Town Board will make every effort to assure that the Public Hearing is accessible to persons with disabilities. Anyone requiring special assistance and/or reasonable accommodations should contact the Town Clerk.

Ann Spofford, Town Clerk  
November 17, 2017

**Full Environmental Assessment Form**  
**Part 1 - Project and Setting**

### Instructions for Completing Part 1

**Part 1 is to be completed by the applicant or project sponsor.** Responses become part of the application for approval or funding, are subject to public review, and may be subject to further verification.

Complete Part 1 based on information currently available. If additional research or investigation would be needed to fully respond to any item, please answer as thoroughly as possible based on current information; indicate whether missing information does not exist, or is not reasonably available to the sponsor; and, when possible, generally describe work or studies which would be necessary to update or fully develop that information.

Applicants/sponsors must complete all items in Sections A & B. In Sections C, D & E, most items contain an initial question that must be answered either “Yes” or “No”. If the answer to the initial question is “Yes”, complete the sub-questions that follow. If the answer to the initial question is “No”, proceed to the next question. Section F allows the project sponsor to identify and attach any additional information. Section G requires the name and signature of the project sponsor to verify that the information contained in Part 1 is accurate and complete.

#### A. Project and Sponsor Information.

Name of Action or Project:		
Project Location (describe, and attach a general location map):		
Brief Description of Proposed Action (include purpose or need):		
Name of Applicant/Sponsor:	Telephone:	
	E-Mail:	
Address:		
City/PO:	State:	Zip Code:
Project Contact (if not same as sponsor; give name and title/role):	Telephone:	
	E-Mail:	
Address:		
City/PO:	State:	Zip Code:
Property Owner (if not same as sponsor):	Telephone:	
	E-Mail:	
Address:		
City/PO:	State:	Zip Code:

## B. Government Approvals

**B. Government Approvals, Funding, or Sponsorship.** (“Funding” includes grants, loans, tax relief, and any other forms of financial assistance.)

Government Entity	If Yes: Identify Agency and Approval(s) Required	Application Date (Actual or projected)
a. City Council, Town Board, or Village Board of Trustees <input type="checkbox"/> Yes <input type="checkbox"/> No		
b. City, Town or Village Planning Board or Commission <input type="checkbox"/> Yes <input type="checkbox"/> No		
c. City Council, Town or Village Zoning Board of Appeals <input type="checkbox"/> Yes <input type="checkbox"/> No		
d. Other local agencies <input type="checkbox"/> Yes <input type="checkbox"/> No		
e. County agencies <input type="checkbox"/> Yes <input type="checkbox"/> No		
f. Regional agencies <input type="checkbox"/> Yes <input type="checkbox"/> No		
g. State agencies <input type="checkbox"/> Yes <input type="checkbox"/> No		
h. Federal agencies <input type="checkbox"/> Yes <input type="checkbox"/> No		
i. Coastal Resources.		
i. Is the project site within a Coastal Area, or the waterfront area of a Designated Inland Waterway?		<input type="checkbox"/> Yes <input type="checkbox"/> No
ii. Is the project site located in a community with an approved Local Waterfront Revitalization Program?		<input type="checkbox"/> Yes <input type="checkbox"/> No
iii. Is the project site within a Coastal Erosion Hazard Area?		<input type="checkbox"/> Yes <input type="checkbox"/> No

## C. Planning and Zoning

### C.1. Planning and zoning actions.

Will administrative or legislative adoption, or amendment of a plan, local law, ordinance, rule or regulation be the only approval(s) which must be granted to enable the proposed action to proceed? ☐ Yes ☐ No

- If Yes, complete sections C, F and G.
- If No, proceed to question C.2 and complete all remaining sections and questions in Part 1

### C.2. Adopted land use plans.

a. Do any municipally- adopted (city, town, village or county) comprehensive land use plan(s) include the site where the proposed action would be located? ☐ Yes ☐ No

If Yes, does the comprehensive plan include specific recommendations for the site where the proposed action would be located? ☐ Yes ☐ No

b. Is the site of the proposed action within any local or regional special planning district (for example: Greenway Brownfield Opportunity Area (BOA); designated State or Federal heritage area; watershed management plan; or other?) ☐ Yes ☐ No

If Yes, identify the plan(s):

---

---

---

c. Is the proposed action located wholly or partially within an area listed in an adopted municipal open space plan, or an adopted municipal farmland protection plan? ☐ Yes ☐ No

If Yes, identify the plan(s):

---

---

---



<b>C.3. Zoning</b>	
a. Is the site of the proposed action located in a municipality with an adopted zoning law or ordinance. If Yes, what is the zoning classification(s) including any applicable overlay district?	□ Yes □ No
<div style="border-bottom: 1px solid black; height: 15px; margin-bottom: 5px;"></div> <div style="border-bottom: 1px solid black; height: 15px; margin-bottom: 5px;"></div>	
b. Is the use permitted or allowed by a special or conditional use permit?	□ Yes □ No
c. Is a zoning change requested as part of the proposed action? If Yes,	□ Yes □ No
i. What is the proposed new zoning for the site? _____	
<b>C.4. Existing community services.</b>	
a. In what school district is the project site located? _____	
b. What police or other public protection forces serve the project site? _____	
c. Which fire protection and emergency medical services serve the project site? _____	
d. What parks serve the project site? _____ _____	

#### D. Project Details

<b>D.1. Proposed and Potential Development</b>	
a. What is the general nature of the proposed action (e.g., residential, industrial, commercial, recreational; if mixed, include all components)? _____	
b. a. Total acreage of the site of the proposed action?	_____ acres
b. b. Total acreage to be physically disturbed?	_____ acres
c. Total acreage (project site and any contiguous properties) owned or controlled by the applicant or project sponsor?	_____ acres
c. Is the proposed action an expansion of an existing project or use? □ Yes □ No	
i. If Yes, what is the approximate percentage of the proposed expansion and identify the units (e.g., acres, miles, housing units, square feet)?    % _____    Units: _____	
d. Is the proposed action a subdivision, or does it include a subdivision? □ Yes □ No	
If Yes,	
i. Purpose or type of subdivision? (e.g., residential, industrial, commercial; if mixed, specify types) _____	
ii. Is a cluster/conservation layout proposed? □ Yes □ No	
iii. Number of lots proposed? _____	
iv. Minimum and maximum proposed lot sizes? Minimum _____ Maximum _____	
e. Will proposed action be constructed in multiple phases? □ Yes □ No	
i. If No, anticipated period of construction: _____ months	
ii. If Yes:	
<ul style="list-style-type: none"> <li>• Total number of phases anticipated _____</li> <li>• Anticipated commencement date of phase 1 (including demolition) _____ month _____ year</li> <li>• Anticipated completion date of final phase _____ month _____ year</li> <li>• Generally describe connections or relationships among phases, including any contingencies where progress of one phase may determine timing or duration of future phases: _____ _____ _____</li> </ul>	

f. Does the project include new residential uses? <span style="float: right;"><input type="checkbox"/> Yes <input type="checkbox"/> No</span> If Yes, show numbers of units proposed.				
	<u>One Family</u>	<u>Two Family</u>	<u>Three Family</u>	<u>Multiple Family (four or more)</u>
Initial Phase	_____	_____	_____	_____
At completion	_____	_____	_____	_____
of all phases	_____	_____	_____	_____

g. Does the proposed action include new non-residential construction (including expansions)? <span style="float: right;"><input type="checkbox"/> Yes <input type="checkbox"/> No</span> If Yes,	
i. Total number of structures _____ ii. Dimensions (in feet) of largest proposed structure: _____ height; _____ width; and _____ length iii. Approximate extent of building space to be heated or cooled: _____ square feet	

h. Does the proposed action include construction or other activities that will result in the impoundment of any liquids, such as creation of a water supply, reservoir, pond, lake, waste lagoon or other storage? <span style="float: right;"><input type="checkbox"/> Yes <input type="checkbox"/> No</span> If Yes,	
i. Purpose of the impoundment: _____ ii. If a water impoundment, the principal source of the water: <span style="float: right;"><input type="checkbox"/> Ground water <input type="checkbox"/> Surface water streams <input type="checkbox"/> Other specify: _____</span> iii. If other than water, identify the type of impounded/contained liquids and their source. _____ iv. Approximate size of the proposed impoundment. Volume: _____ million gallons; surface area: _____ acres v. Dimensions of the proposed dam or impounding structure: _____ height; _____ length vi. Construction method/materials for the proposed dam or impounding structure (e.g., earth fill, rock, wood, concrete): _____ _____	

**D.2. Project Operations**

a. Does the proposed action include any excavation, mining, or dredging, during construction, operations, or both? <span style="float: right;"><input type="checkbox"/> Yes <input type="checkbox"/> No</span> (Not including general site preparation, grading or installation of utilities or foundations where all excavated materials will remain onsite) If Yes:	
i. What is the purpose of the excavation or dredging? _____ ii. How much material (including rock, earth, sediments, etc.) is proposed to be removed from the site? • Volume (specify tons or cubic yards): _____ • Over what duration of time? _____ iii. Describe nature and characteristics of materials to be excavated or dredged, and plans to use, manage or dispose of them. _____ _____ iv. Will there be onsite dewatering or processing of excavated materials? <span style="float: right;"><input type="checkbox"/> Yes <input type="checkbox"/> No</span> If yes, describe. _____ _____ v. What is the total area to be dredged or excavated? _____ acres vi. What is the maximum area to be worked at any one time? _____ acres vii. What would be the maximum depth of excavation or dredging? _____ feet viii. Will the excavation require blasting? <span style="float: right;"><input type="checkbox"/> Yes <input type="checkbox"/> No</span> ix. Summarize site reclamation goals and plan: _____ _____ _____	

b. Would the proposed action cause or result in alteration of, increase or decrease in size of, or encroachment into any existing wetland, waterbody, shoreline, beach or adjacent area? <span style="float: right;"><input type="checkbox"/> Yes <input type="checkbox"/> No</span> If Yes:	
i. Identify the wetland or waterbody which would be affected (by name, water index number, wetland map number or geographic description): _____ _____ _____	

*ii.* Describe how the proposed action would affect that waterbody or wetland, e.g. excavation, fill, placement of structures, or alteration of channels, banks and shorelines. Indicate extent of activities, alterations and additions in square feet or acres:

\_\_\_\_\_

\_\_\_\_\_

\_\_\_\_\_

*iii.* Will proposed action cause or result in disturbance to bottom sediments? ☐ Yes ☐ No  
If Yes, describe: \_\_\_\_\_

*iv.* Will proposed action cause or result in the destruction or removal of aquatic vegetation? ☐ Yes ☐ No  
If Yes:

- acres of aquatic vegetation proposed to be removed: \_\_\_\_\_
- expected acreage of aquatic vegetation remaining after project completion: \_\_\_\_\_
- purpose of proposed removal (e.g. beach clearing, invasive species control, boat access): \_\_\_\_\_
- \_\_\_\_\_
- proposed method of plant removal: \_\_\_\_\_
- if chemical/herbicide treatment will be used, specify product(s): \_\_\_\_\_

*v.* Describe any proposed reclamation/mitigation following disturbance: \_\_\_\_\_

\_\_\_\_\_

---

*c.* Will the proposed action use, or create a new demand for water? ☐ Yes ☐ No  
If Yes:

*i.* Total anticipated water usage/demand per day: \_\_\_\_\_ gallons/day

*ii.* Will the proposed action obtain water from an existing public water supply? ☐ Yes ☐ No  
If Yes:

- Name of district or service area: \_\_\_\_\_
- Does the existing public water supply have capacity to serve the proposal? ☐ Yes ☐ No
- Is the project site in the existing district? ☐ Yes ☐ No
- Is expansion of the district needed? ☐ Yes ☐ No
- Do existing lines serve the project site? ☐ Yes ☐ No

*iii.* Will line extension within an existing district be necessary to supply the project? ☐ Yes ☐ No  
If Yes:

- Describe extensions or capacity expansions proposed to serve this project: \_\_\_\_\_
- Source(s) of supply for the district: \_\_\_\_\_

*iv.* Is a new water supply district or service area proposed to be formed to serve the project site? ☐ Yes ☐ No  
If Yes:

- Applicant/sponsor for new district: \_\_\_\_\_
- Date application submitted or anticipated: \_\_\_\_\_
- Proposed source(s) of supply for new district: \_\_\_\_\_

*v.* If a public water supply will not be used, describe plans to provide water supply for the project: \_\_\_\_\_

\_\_\_\_\_

*vi.* If water supply will be from wells (public or private), maximum pumping capacity: \_\_\_\_\_ gallons/minute.

---

*d.* Will the proposed action generate liquid wastes? ☐ Yes ☐ No  
If Yes:

*i.* Total anticipated liquid waste generation per day: \_\_\_\_\_ gallons/day

*ii.* Nature of liquid wastes to be generated (e.g., sanitary wastewater, industrial; if combination, describe all components and approximate volumes or proportions of each): \_\_\_\_\_

\_\_\_\_\_

*iii.* Will the proposed action use any existing public wastewater treatment facilities? ☐ Yes ☐ No  
If Yes:

- Name of wastewater treatment plant to be used: \_\_\_\_\_
- Name of district: \_\_\_\_\_
- Does the existing wastewater treatment plant have capacity to serve the project? ☐ Yes ☐ No
- Is the project site in the existing district? ☐ Yes ☐ No
- Is expansion of the district needed? ☐ Yes ☐ No

<ul style="list-style-type: none"> <li>• Do existing sewer lines serve the project site? <span style="float: right;"><input type="checkbox"/> Yes <input type="checkbox"/> No</span></li> <li>• Will line extension within an existing district be necessary to serve the project? <span style="float: right;"><input type="checkbox"/> Yes <input type="checkbox"/> No</span></li> </ul> <p>If Yes:</p> <ul style="list-style-type: none"> <li>• Describe extensions or capacity expansions proposed to serve this project: _____</li> </ul>	
<p>iv. Will a new wastewater (sewage) treatment district be formed to serve the project site? <span style="float: right;"><input type="checkbox"/> Yes <input type="checkbox"/> No</span></p> <p>If Yes:</p> <ul style="list-style-type: none"> <li>• Applicant/sponsor for new district: _____</li> <li>• Date application submitted or anticipated: _____</li> <li>• What is the receiving water for the wastewater discharge? _____</li> </ul>	
<p>v. If public facilities will not be used, describe plans to provide wastewater treatment for the project, including specifying proposed receiving water (name and classification if surface discharge, or describe subsurface disposal plans):</p> <p>_____</p> <p>_____</p>	
<p>vi. Describe any plans or designs to capture, recycle or reuse liquid waste: _____</p> <p>_____</p> <p>_____</p>	
<p>e. Will the proposed action disturb more than one acre and create stormwater runoff, either from new point sources (i.e. ditches, pipes, swales, curbs, gutters or other concentrated flows of stormwater) or non-point source (i.e. sheet flow) during construction or post construction? <span style="float: right;"><input type="checkbox"/> Yes <input type="checkbox"/> No</span></p> <p>If Yes:</p> <p>i. How much impervious surface will the project create in relation to total size of project parcel?</p> <p style="padding-left: 40px;">_____ Square feet or _____ acres (impervious surface)</p> <p style="padding-left: 40px;">_____ Square feet or _____ acres (parcel size)</p> <p>ii. Describe types of new point sources. _____</p> <p>_____</p> <p>iii. Where will the stormwater runoff be directed (i.e. on-site stormwater management facility/structures, adjacent properties, groundwater, on-site surface water or off-site surface waters)?</p> <p>_____</p> <p>_____</p> <ul style="list-style-type: none"> <li>• If to surface waters, identify receiving water bodies or wetlands: _____</li> <li>_____</li> <li>_____</li> <li>• Will stormwater runoff flow to adjacent properties? <span style="float: right;"><input type="checkbox"/> Yes <input type="checkbox"/> No</span></li> </ul>	
<p>iv. Does proposed plan minimize impervious surfaces, use pervious materials or collect and re-use stormwater? <span style="float: right;"><input type="checkbox"/> Yes <input type="checkbox"/> No</span></p>	
<p>f. Does the proposed action include, or will it use on-site, one or more sources of air emissions, including fuel combustion, waste incineration, or other processes or operations? <span style="float: right;"><input type="checkbox"/> Yes <input type="checkbox"/> No</span></p> <p>If Yes, identify:</p> <p>i. Mobile sources during project operations (e.g., heavy equipment, fleet or delivery vehicles)</p> <p>_____</p> <p>ii. Stationary sources during construction (e.g., power generation, structural heating, batch plant, crushers)</p> <p>_____</p> <p>iii. Stationary sources during operations (e.g., process emissions, large boilers, electric generation)</p> <p>_____</p>	
<p>g. Will any air emission sources named in D.2.f (above), require a NY State Air Registration, Air Facility Permit, or Federal Clean Air Act Title IV or Title V Permit? <span style="float: right;"><input type="checkbox"/> Yes <input type="checkbox"/> No</span></p> <p>If Yes:</p> <p>i. Is the project site located in an Air quality non-attainment area? (Area routinely or periodically fails to meet ambient air quality standards for all or some parts of the year) <span style="float: right;"><input type="checkbox"/> Yes <input type="checkbox"/> No</span></p> <p>ii. In addition to emissions as calculated in the application, the project will generate:</p> <ul style="list-style-type: none"> <li>• _____ Tons/year (short tons) of Carbon Dioxide (CO<sub>2</sub>)</li> <li>• _____ Tons/year (short tons) of Nitrous Oxide (N<sub>2</sub>O)</li> <li>• _____ Tons/year (short tons) of Perfluorocarbons (PFCs)</li> <li>• _____ Tons/year (short tons) of Sulfur Hexafluoride (SF<sub>6</sub>)</li> <li>• _____ Tons/year (short tons) of Carbon Dioxide equivalent of Hydrofluorocarbons (HFCs)</li> <li>• _____ Tons/year (short tons) of Hazardous Air Pollutants (HAPs)</li> </ul>	

<p>h. Will the proposed action generate or emit methane (including, but not limited to, sewage treatment plants, landfills, composting facilities)? <span style="float: right;"><input type="checkbox"/> Yes <input type="checkbox"/> No</span></p> <p>If Yes:</p> <p>i. Estimate methane generation in tons/year (metric): _____</p> <p>ii. Describe any methane capture, control or elimination measures included in project design (e.g., combustion to generate heat or electricity, flaring): _____</p>			
<p>i. Will the proposed action result in the release of air pollutants from open-air operations or processes, such as quarry or landfill operations? <span style="float: right;"><input type="checkbox"/> Yes <input type="checkbox"/> No</span></p> <p>If Yes: Describe operations and nature of emissions (e.g., diesel exhaust, rock particulates/dust): _____</p>			
<p>j. Will the proposed action result in a substantial increase in traffic above present levels or generate substantial new demand for transportation facilities or services? <span style="float: right;"><input type="checkbox"/> Yes <input type="checkbox"/> No</span></p> <p>If Yes:</p> <p>i. When is the peak traffic expected (Check all that apply): <input type="checkbox"/> Morning <input type="checkbox"/> Evening <input type="checkbox"/> Weekend  <input type="checkbox"/> Randomly between hours of _____ to _____.</p> <p>ii. For commercial activities only, projected number of semi-trailer truck trips/day: _____</p> <p>iii. Parking spaces: Existing _____ Proposed _____ Net increase/decrease _____</p> <p>iv. Does the proposed action include any shared use parking? <span style="float: right;"><input type="checkbox"/> Yes <input type="checkbox"/> No</span></p> <p>v. If the proposed action includes any modification of existing roads, creation of new roads or change in existing access, describe: _____</p> <p>vi. Are public/private transportation service(s) or facilities available within ½ mile of the proposed site? <span style="float: right;"><input type="checkbox"/> Yes <input type="checkbox"/> No</span></p> <p>vii. Will the proposed action include access to public transportation or accommodations for use of hybrid, electric or other alternative fueled vehicles? <span style="float: right;"><input type="checkbox"/> Yes <input type="checkbox"/> No</span></p> <p>viii. Will the proposed action include plans for pedestrian or bicycle accommodations for connections to existing pedestrian or bicycle routes? <span style="float: right;"><input type="checkbox"/> Yes <input type="checkbox"/> No</span></p>			
<p>k. Will the proposed action (for commercial or industrial projects only) generate new or additional demand for energy? <span style="float: right;"><input type="checkbox"/> Yes <input type="checkbox"/> No</span></p> <p>If Yes:</p> <p>i. Estimate annual electricity demand during operation of the proposed action: _____</p> <p>ii. Anticipated sources/suppliers of electricity for the project (e.g., on-site combustion, on-site renewable, via grid/local utility, or other): _____</p> <p>iii. Will the proposed action require a new, or an upgrade to, an existing substation? <span style="float: right;"><input type="checkbox"/> Yes <input type="checkbox"/> No</span></p>			
<p>l. Hours of operation. Answer all items which apply.</p> <table style="width: 100%;"> <tr> <td style="width: 50%; vertical-align: top;"> <p>i. During Construction:</p> <ul style="list-style-type: none"> <li>• Monday - Friday: _____</li> <li>• Saturday: _____</li> <li>• Sunday: _____</li> <li>• Holidays: _____</li> </ul> </td> <td style="width: 50%; vertical-align: top;"> <p>ii. During Operations:</p> <ul style="list-style-type: none"> <li>• Monday - Friday: _____</li> <li>• Saturday: _____</li> <li>• Sunday: _____</li> <li>• Holidays: _____</li> </ul> </td> </tr> </table>		<p>i. During Construction:</p> <ul style="list-style-type: none"> <li>• Monday - Friday: _____</li> <li>• Saturday: _____</li> <li>• Sunday: _____</li> <li>• Holidays: _____</li> </ul>	<p>ii. During Operations:</p> <ul style="list-style-type: none"> <li>• Monday - Friday: _____</li> <li>• Saturday: _____</li> <li>• Sunday: _____</li> <li>• Holidays: _____</li> </ul>
<p>i. During Construction:</p> <ul style="list-style-type: none"> <li>• Monday - Friday: _____</li> <li>• Saturday: _____</li> <li>• Sunday: _____</li> <li>• Holidays: _____</li> </ul>	<p>ii. During Operations:</p> <ul style="list-style-type: none"> <li>• Monday - Friday: _____</li> <li>• Saturday: _____</li> <li>• Sunday: _____</li> <li>• Holidays: _____</li> </ul>		

<p>m. Will the proposed action produce noise that will exceed existing ambient noise levels during construction, operation, or both? <span style="float: right;"><input type="checkbox"/> Yes <input type="checkbox"/> No</span></p> <p>If yes:</p> <p>i. Provide details including sources, time of day and duration:</p> <p>_____</p> <p>_____</p>	
<p>ii. Will proposed action remove existing natural barriers that could act as a noise barrier or screen? <span style="float: right;"><input type="checkbox"/> Yes <input type="checkbox"/> No</span></p> <p>Describe: _____</p> <p>_____</p>	
<p>n.. Will the proposed action have outdoor lighting? <span style="float: right;"><input type="checkbox"/> Yes <input type="checkbox"/> No</span></p> <p>If yes:</p> <p>i. Describe source(s), location(s), height of fixture(s), direction/aim, and proximity to nearest occupied structures:</p> <p>_____</p> <p>_____</p>	
<p>ii. Will proposed action remove existing natural barriers that could act as a light barrier or screen? <span style="float: right;"><input type="checkbox"/> Yes <input type="checkbox"/> No</span></p> <p>Describe: _____</p> <p>_____</p>	
<p>o. Does the proposed action have the potential to produce odors for more than one hour per day? <span style="float: right;"><input type="checkbox"/> Yes <input type="checkbox"/> No</span></p> <p>If Yes, describe possible sources, potential frequency and duration of odor emissions, and proximity to nearest occupied structures: _____</p> <p>_____</p> <p>_____</p>	
<p>p. Will the proposed action include any bulk storage of petroleum (combined capacity of over 1,100 gallons) or chemical products 185 gallons in above ground storage or any amount in underground storage? <span style="float: right;"><input type="checkbox"/> Yes <input type="checkbox"/> No</span></p> <p>If Yes:</p> <p>i. Product(s) to be stored _____</p> <p>ii. Volume(s) _____ per unit time _____ (e.g., month, year)</p> <p>iii. Generally describe proposed storage facilities: _____</p> <p>_____</p>	
<p>q. Will the proposed action (commercial, industrial and recreational projects only) use pesticides (i.e., herbicides, insecticides) during construction or operation? <span style="float: right;"><input type="checkbox"/> Yes <input type="checkbox"/> No</span></p> <p>If Yes:</p> <p>i. Describe proposed treatment(s):</p> <p>_____</p> <p>_____</p> <p>_____</p>	
<p>ii. Will the proposed action use Integrated Pest Management Practices? <span style="float: right;"><input type="checkbox"/> Yes <input type="checkbox"/> No</span></p>	
<p>r. Will the proposed action (commercial or industrial projects only) involve or require the management or disposal of solid waste (excluding hazardous materials)? <span style="float: right;"><input type="checkbox"/> Yes <input type="checkbox"/> No</span></p> <p>If Yes:</p> <p>i. Describe any solid waste(s) to be generated during construction or operation of the facility:</p> <ul style="list-style-type: none"> <li>• Construction: _____ tons per _____ (unit of time)</li> <li>• Operation : _____ tons per _____ (unit of time)</li> </ul> <p>ii. Describe any proposals for on-site minimization, recycling or reuse of materials to avoid disposal as solid waste:</p> <ul style="list-style-type: none"> <li>• Construction: _____</li> <li>_____</li> <li>• Operation: _____</li> <li>_____</li> </ul> <p>iii. Proposed disposal methods/facilities for solid waste generated on-site:</p> <ul style="list-style-type: none"> <li>• Construction: _____</li> <li>_____</li> <li>• Operation: _____</li> <li>_____</li> </ul>	

s. Does the proposed action include construction or modification of a solid waste management facility? ☐ Yes ☐ No  
 If Yes:  
 i. Type of management or handling of waste proposed for the site (e.g., recycling or transfer station, composting, landfill, or other disposal activities): \_\_\_\_\_  
 ii. Anticipated rate of disposal/processing:  
     • \_\_\_\_\_ Tons/month, if transfer or other non-combustion/thermal treatment, or  
     • \_\_\_\_\_ Tons/hour, if combustion or thermal treatment  
 iii. If landfill, anticipated site life: \_\_\_\_\_ years

t. Will proposed action at the site involve the commercial generation, treatment, storage, or disposal of hazardous waste? ☐ Yes ☐ No  
 If Yes:  
 i. Name(s) of all hazardous wastes or constituents to be generated, handled or managed at facility: \_\_\_\_\_  
 \_\_\_\_\_  
 ii. Generally describe processes or activities involving hazardous wastes or constituents: \_\_\_\_\_  
 \_\_\_\_\_  
 iii. Specify amount to be handled or generated \_\_\_\_\_ tons/month  
 iv. Describe any proposals for on-site minimization, recycling or reuse of hazardous constituents: \_\_\_\_\_  
 \_\_\_\_\_  
 v. Will any hazardous wastes be disposed at an existing offsite hazardous waste facility? ☐ Yes ☐ No  
 If Yes: provide name and location of facility: \_\_\_\_\_  
 \_\_\_\_\_  
 If No: describe proposed management of any hazardous wastes which will not be sent to a hazardous waste facility: \_\_\_\_\_  
 \_\_\_\_\_

## E. Site and Setting of Proposed Action

<b>E.1. Land uses on and surrounding the project site</b>			
a. Existing land uses. i. Check all uses that occur on, adjoining and near the project site. <input type="checkbox"/> Urban <input type="checkbox"/> Industrial <input type="checkbox"/> Commercial <input type="checkbox"/> Residential (suburban) <input type="checkbox"/> Rural (non-farm) <input type="checkbox"/> Forest <input type="checkbox"/> Agriculture <input type="checkbox"/> Aquatic <input type="checkbox"/> Other (specify): _____ ii. If mix of uses, generally describe: _____ _____			
b. Land uses and covertypes on the project site. <b>N.A.</b>			
Land use or Covertypes	Current Acreage	Acreage After Project Completion	Change (Acres +/-)
• Roads, buildings, and other paved or impervious surfaces			
• Forested			
• Meadows, grasslands or brushlands (non-agricultural, including abandoned agricultural)			
• Agricultural (includes active orchards, field, greenhouse etc.)			
• Surface water features (lakes, ponds, streams, rivers, etc.)			
• Wetlands (freshwater or tidal)			
• Non-vegetated (bare rock, earth or fill)			
• Other Describe: _____ _____			

<p>c. Is the project site presently used by members of the community for public recreation? <span style="float: right;"><input type="checkbox"/> Yes <input type="checkbox"/> No</span></p> <p>i. If Yes: explain: _____</p>
<p>d. Are there any facilities serving children, the elderly, people with disabilities (e.g., schools, hospitals, licensed day care centers, or group homes) within 1500 feet of the project site? <span style="float: right;"><input type="checkbox"/> Yes <input type="checkbox"/> No</span></p> <p>If Yes,</p> <p>i. Identify Facilities: _____</p> <p>_____</p>
<p>e. Does the project site contain an existing dam? <span style="float: right;"><input type="checkbox"/> Yes <input type="checkbox"/> No</span></p> <p>If Yes:</p> <p>i. Dimensions of the dam and impoundment:</p> <ul style="list-style-type: none"> <li>• Dam height: _____ feet</li> <li>• Dam length: _____ feet</li> <li>• Surface area: _____ acres</li> <li>• Volume impounded: _____ gallons OR acre-feet</li> </ul> <p>ii. Dam's existing hazard classification: _____</p> <p>iii. Provide date and summarize results of last inspection: _____</p> <p>_____</p>
<p>f. Has the project site ever been used as a municipal, commercial or industrial solid waste management facility, or does the project site adjoin property which is now, or was at one time, used as a solid waste management facility? <span style="float: right;"><input type="checkbox"/> Yes <input type="checkbox"/> No</span></p> <p>If Yes:</p> <p>i. Has the facility been formally closed? <span style="float: right;"><input type="checkbox"/> Yes <input type="checkbox"/> No</span></p> <ul style="list-style-type: none"> <li>• If yes, cite sources/documentation: _____</li> </ul> <p>ii. Describe the location of the project site relative to the boundaries of the solid waste management facility: _____</p> <p>_____</p> <p>iii. Describe any development constraints due to the prior solid waste activities: _____</p> <p>_____</p>
<p>g. Have hazardous wastes been generated, treated and/or disposed of at the site, or does the project site adjoin property which is now or was at one time used to commercially treat, store and/or dispose of hazardous waste? <span style="float: right;"><input type="checkbox"/> Yes <input type="checkbox"/> No</span></p> <p>If Yes:</p> <p>i. Describe waste(s) handled and waste management activities, including approximate time when activities occurred: _____</p> <p>_____</p>
<p>h. Potential contamination history. Has there been a reported spill at the proposed project site, or have any remedial actions been conducted at or adjacent to the proposed site? <span style="float: right;"><input type="checkbox"/> Yes <input type="checkbox"/> No</span></p> <p>If Yes:</p> <p>i. Is any portion of the site listed on the NYSDEC Spills Incidents database or Environmental Site Remediation database? Check all that apply: <span style="float: right;"><input type="checkbox"/> Yes <input type="checkbox"/> No</span></p> <div style="display: flex; justify-content: space-between;"> <div> <input type="checkbox"/> Yes – Spills Incidents database  <input type="checkbox"/> Yes – Environmental Site Remediation database  <input type="checkbox"/> Neither database         </div> <div>           Provide DEC ID number(s): _____            Provide DEC ID number(s): _____         </div> </div> <p>ii. If site has been subject of RCRA corrective activities, describe control measures: _____</p> <p>_____</p> <p>iii. Is the project within 2000 feet of any site in the NYSDEC Environmental Site Remediation database? <span style="float: right;"><input type="checkbox"/> Yes <input type="checkbox"/> No</span></p> <p>If yes, provide DEC ID number(s): _____</p> <p>iv. If yes to (i), (ii) or (iii) above, describe current status of site(s): _____</p> <p>_____</p>



v. Is the project site subject to an institutional control limiting property uses? <span style="float: right;"><input type="checkbox"/> Yes <input type="checkbox"/> No</span> <ul style="list-style-type: none"> <li>If yes, DEC site ID number: _____</li> <li>Describe the type of institutional control (e.g., deed restriction or easement): _____</li> <li>Describe any use limitations: _____</li> <li>Describe any engineering controls: _____</li> <li>Will the project affect the institutional or engineering controls in place? <span style="float: right;"><input type="checkbox"/> Yes <input type="checkbox"/> No</span></li> <li>Explain: _____  _____</li> </ul>	
<b>E.2. Natural Resources On or Near Project Site</b>	
a. What is the average depth to bedrock on the project site? _____ feet	
b. Are there bedrock outcroppings on the project site? <span style="float: right;"><input type="checkbox"/> Yes <input type="checkbox"/> No</span> If Yes, what proportion of the site is comprised of bedrock outcroppings? _____ %	
c. Predominant soil type(s) present on project site: <div style="display: flex; justify-content: space-between;"> <div>_____</div> <div>_____ %</div> </div> <div style="display: flex; justify-content: space-between;"> <div>_____</div> <div>_____ %</div> </div> <div style="display: flex; justify-content: space-between;"> <div>_____</div> <div>_____ %</div> </div>	
d. What is the average depth to the water table on the project site? Average: _____ feet	
e. Drainage status of project site soils: <div style="display: flex; justify-content: space-between;"> <div><input type="checkbox"/> Well Drained:</div> <div>_____ % of site</div> </div> <div style="display: flex; justify-content: space-between;"> <div><input type="checkbox"/> Moderately Well Drained:</div> <div>_____ % of site</div> </div> <div style="display: flex; justify-content: space-between;"> <div><input type="checkbox"/> Poorly Drained</div> <div>_____ % of site</div> </div>	
f. Approximate proportion of proposed action site with slopes: <div style="display: flex; justify-content: space-between;"> <div><input type="checkbox"/> 0-10%:</div> <div>_____ % of site</div> </div> <div style="display: flex; justify-content: space-between;"> <div><input type="checkbox"/> 10-15%:</div> <div>_____ % of site</div> </div> <div style="display: flex; justify-content: space-between;"> <div><input type="checkbox"/> 15% or greater:</div> <div>_____ % of site</div> </div>	
g. Are there any unique geologic features on the project site? <span style="float: right;"><input type="checkbox"/> Yes <input type="checkbox"/> No</span> If Yes, describe: _____ _____	
h. Surface water features. <div style="display: flex; justify-content: space-between;"> <div>i. Does any portion of the project site contain wetlands or other waterbodies (including streams, rivers, ponds or lakes)?</div> <div><input type="checkbox"/> Yes <input type="checkbox"/> No</div> </div> <div style="display: flex; justify-content: space-between;"> <div>ii. Do any wetlands or other waterbodies adjoin the project site?</div> <div><input type="checkbox"/> Yes <input type="checkbox"/> No</div> </div> If Yes to either <i>i</i> or <i>ii</i> , continue. If No, skip to E.2.i. <div style="display: flex; justify-content: space-between;"> <div>iii. Are any of the wetlands or waterbodies within or adjoining the project site regulated by any federal, state or local agency?</div> <div><input type="checkbox"/> Yes <input type="checkbox"/> No</div> </div> iv. For each identified regulated wetland and waterbody on the project site, provide the following information: <div style="margin-left: 20px;"> <ul style="list-style-type: none"> <li>Streams:      Name _____ Classification _____</li> <li>Lakes or Ponds:      Name _____ Classification _____</li> <li>Wetlands:      Name _____ Approximate Size _____</li> <li>Wetland No. (if regulated by DEC) _____</li> </ul> </div>	
v. Are any of the above water bodies listed in the most recent compilation of NYS water quality-impaired waterbodies? <span style="float: right;"><input type="checkbox"/> Yes <input type="checkbox"/> No</span> If yes, name of impaired water body/bodies and basis for listing as impaired: _____ _____	
i. Is the project site in a designated Floodway? <span style="float: right;"><input type="checkbox"/> Yes <input type="checkbox"/> No</span>	
j. Is the project site in the 100 year Floodplain? <span style="float: right;"><input type="checkbox"/> Yes <input type="checkbox"/> No</span>	
k. Is the project site in the 500 year Floodplain? <span style="float: right;"><input type="checkbox"/> Yes <input type="checkbox"/> No</span>	
l. Is the project site located over, or immediately adjoining, a primary, principal or sole source aquifer? <span style="float: right;"><input type="checkbox"/> Yes <input type="checkbox"/> No</span> If Yes: <div style="margin-left: 20px;"> i. Name of aquifer: _____ </div>	



<p>m. Identify the predominant wildlife species that occupy or use the project site: _____</p> <p>_____</p> <p>_____</p>
<p>n. Does the project site contain a designated significant natural community? <span style="float: right;"><input type="checkbox"/> Yes <input type="checkbox"/> No</span></p> <p>If Yes:</p> <p style="margin-left: 20px;">i. Describe the habitat/community (composition, function, and basis for designation): _____</p> <p style="margin-left: 20px;">ii. Source(s) of description or evaluation: _____</p> <p style="margin-left: 20px;">iii. Extent of community/habitat:</p> <ul style="list-style-type: none"> <li>• Currently: _____ acres</li> <li>• Following completion of project as proposed: _____ acres</li> <li>• Gain or loss (indicate + or -): _____ acres</li> </ul>
<p>o. Does project site contain any species of plant or animal that is listed by the federal government or NYS as endangered or threatened, or does it contain any areas identified as habitat for an endangered or threatened species? <span style="float: right;"><input type="checkbox"/> Yes <input type="checkbox"/> No</span></p>
<p>p. Does the project site contain any species of plant or animal that is listed by NYS as rare, or as a species of special concern? <span style="float: right;"><input type="checkbox"/> Yes <input type="checkbox"/> No</span></p>
<p>q. Is the project site or adjoining area currently used for hunting, trapping, fishing or shell fishing? <span style="float: right;"><input type="checkbox"/> Yes <input type="checkbox"/> No</span></p> <p>If yes, give a brief description of how the proposed action may affect that use: _____</p> <p>_____</p>
<p><b>E.3. Designated Public Resources On or Near Project Site</b></p>
<p>a. Is the project site, or any portion of it, located in a designated agricultural district certified pursuant to Agriculture and Markets Law, Article 25-AA, Section 303 and 304? <span style="float: right;"><input type="checkbox"/> Yes <input type="checkbox"/> No</span></p> <p>If Yes, provide county plus district name/number: _____</p>
<p>b. Are agricultural lands consisting of highly productive soils present? <span style="float: right;"><input type="checkbox"/> Yes <input type="checkbox"/> No</span></p> <p style="margin-left: 20px;">i. If Yes: acreage(s) on project site? _____</p> <p style="margin-left: 20px;">ii. Source(s) of soil rating(s): _____</p>
<p>c. Does the project site contain all or part of, or is it substantially contiguous to, a registered National Natural Landmark? <span style="float: right;"><input type="checkbox"/> Yes <input type="checkbox"/> No</span></p> <p>If Yes:</p> <p style="margin-left: 20px;">i. Nature of the natural landmark: <span style="margin-left: 20px;"><input type="checkbox"/> Biological Community</span> <span style="margin-left: 20px;"><input type="checkbox"/> Geological Feature</span></p> <p style="margin-left: 20px;">ii. Provide brief description of landmark, including values behind designation and approximate size/extent: _____</p> <p>_____</p> <p>_____</p>
<p>d. Is the project site located in or does it adjoin a state listed Critical Environmental Area? <span style="float: right;"><input type="checkbox"/> Yes <input type="checkbox"/> No</span></p> <p>If Yes:</p> <p style="margin-left: 20px;">i. CEA name: _____</p> <p style="margin-left: 20px;">ii. Basis for designation: _____</p> <p style="margin-left: 20px;">iii. Designating agency and date: _____</p>

e. Does the project site contain, or is it substantially contiguous to, a building, archaeological site, or district which is listed on, or has been nominated by the NYS Board of Historic Preservation for inclusion on, the State or National Register of Historic Places?	<input type="checkbox"/> Yes <input type="checkbox"/> No
If Yes: <div style="margin-left: 20px;">           i. Nature of historic/archaeological resource:   <input type="checkbox"/> Archaeological Site        <input type="checkbox"/> Historic Building or District         </div>	
ii. Name: _____	
iii. Brief description of attributes on which listing is based: _____	
f. Is the project site, or any portion of it, located in or adjacent to an area designated as sensitive for archaeological sites on the NY State Historic Preservation Office (SHPO) archaeological site inventory?	<input type="checkbox"/> Yes <input type="checkbox"/> No
g. Have additional archaeological or historic site(s) or resources been identified on the project site?	<input type="checkbox"/> Yes <input type="checkbox"/> No
If Yes: <div style="margin-left: 20px;">           i. Describe possible resource(s): _____         </div>	
ii. Basis for identification: _____	
h. Is the project site within five miles of any officially designated and publicly accessible federal, state, or local scenic or aesthetic resource?	<input type="checkbox"/> Yes <input type="checkbox"/> No
If Yes: <div style="margin-left: 20px;">           i. Identify resource: _____         </div>	
ii. Nature of, or basis for, designation (e.g., established highway overlook, state or local park, state historic trail or scenic byway, etc.): _____	
iii. Distance between project and resource: _____ miles.	
i. Is the project site located within a designated river corridor under the Wild, Scenic and Recreational Rivers Program 6 NYCRR 666?	<input type="checkbox"/> Yes <input type="checkbox"/> No
If Yes: <div style="margin-left: 20px;">           i. Identify the name of the river and its designation: _____         </div>	
ii. Is the activity consistent with development restrictions contained in 6NYCRR Part 666?	
	<input type="checkbox"/> Yes <input type="checkbox"/> No

#### F. Additional Information

Attach any additional information which may be needed to clarify your project.

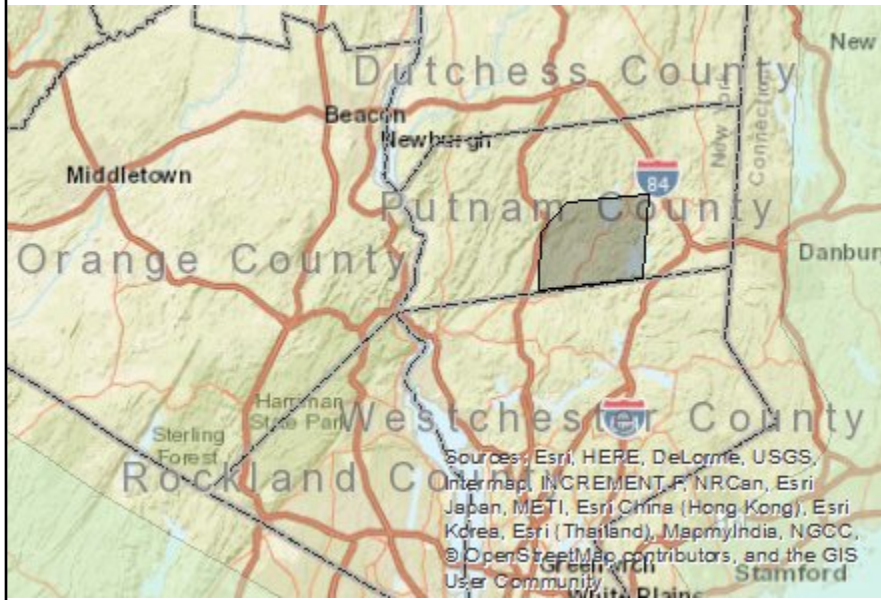
If you have identified any adverse impacts which could be associated with your proposal, please describe those impacts plus any measures which you propose to avoid or minimize them.

#### G. Verification

I certify that the information provided is true to the best of my knowledge.

Applicant/Sponsor Name \_\_\_\_\_ Date \_\_\_\_\_

Signature \_\_\_\_\_ Title \_\_\_\_\_



**Disclaimer:** The EAF Mapper is a screening tool intended to assist project sponsors and reviewing agencies in preparing an environmental assessment form (EAF). Not all questions asked in the EAF are answered by the EAF Mapper. Additional information on any EAF question can be obtained by consulting the EAF Workbooks. Although the EAF Mapper provides the most up-to-date digital data available to DEC, you may also need to contact local or other data sources in order to obtain data not provided by the Mapper. Digital data is not a substitute for agency determinations.



B.i.i [Coastal or Waterfront Area]	No
B.i.ii [Local Waterfront Revitalization Area]	No
C.2.b. [Special Planning District]	Yes - Digital mapping data are not available for all Special Planning Districts. Refer to EAF Workbook.
C.2.b. [Special Planning District - Name]	NYC Watershed Boundary, Remediaton Sites:V00679 , Remediaton Sites:340013 , Remediaton Sites:V00104
E.1.h [DEC Spills or Remediation Site - Potential Contamination History]	Yes - Digital mapping data for Spills Incidents are not available for this location. Refer to EAF Workbook.
E.1.h.i [DEC Spills or Remediation Site - Listed]	Yes
E.1.h.i [DEC Spills or Remediation Site - Environmental Site Remediation Database]	Yes
E.1.h.i [DEC Spills or Remediation Site - DEC ID Number]	V00679 , 340013 , V00104
E.1.h.iii [Within 2,000' of DEC Remediation Site]	Yes
E.1.h.iii [Within 2,000' of DEC Remediation Site - DEC ID]	360023 , V00679 , 340013 , V00104 , 340024
E.2.g [Unique Geologic Features]	No
E.2.h.i [Surface Water Features]	Yes
E.2.h.ii [Surface Water Features]	Yes
E.2.h.iii [Surface Water Features]	Yes - Digital mapping information on local and federal wetlands and waterbodies is known to be incomplete. Refer to EAF Workbook.

E.2.h.iv [Surface Water Features - Stream Name]	864-625, 864-113.1, 864-137, 864-138, 864-163, 864-158, 864-160, 864-167, 864-139, 864-143, 864-140, 864-142, 864-147, 864-141, 864-146, 864-145, 864-232, 864-567, 864-149, 864-148, 864-633, 864-626, 864-635, 864-636, 864-179, 864-181, 864-182, 864-178.1, 864-177, 864-171, 864-165.2, 864-159, 864-164, 864-172, 864-150, 864-176, 864-179.1, 864-180, 864-221, 864-222, 864-183, 864-178.2, 864-231, 864-227, 864-226, 864-225, 864-151, 864-152, 864-224, 864-230, 864-228, 864-229, 864-184, 864-185, 864-223, 864-220, 864-249, 864-248, 864-186, 864-187, 864-186.1, 864-234.1, 864-233, 864-233.1, 864-189, 864-247, 864-188, 864-194, 864-191
E.2.h.iv [Surface Water Features - Stream Classification]	C, A(T), B, C(TS), C(T), A(TS), AA(T), B(TS), B(T)
E.2.h.iv [Surface Water Features - Lake/Pond Name]	864-144
E.2.h.iv [Surface Water Features - Lake/Pond Classification]	B
E.2.h.iv [Surface Water Features - Wetlands Name]	Federal Waters, NYS Wetland
E.2.h.iv [Surface Water Features - Wetlands Size]	NYS Wetland (in acres):194.6, NYS Wetland (in acres):11.0, NYS Wetland (in acres):85.8, NYS Wetland (in acres):138.3, NYS Wetland (in acres):482.2, NYS Wetland (in acres):78.5, NYS Wetland (in acres):94.2, NYS Wetland (in acres):200.4, NYS Wetland (in acres):46.7, NYS Wetland (in acres):26.6, NYS Wetland (in acres):34.1, NYS Wetland (in acres):18.4, NYS Wetland (in acres):20.2, NYS Wetland (in acres):42.8, NYS Wetland (in acres):25.5, NYS Wetland (in acres):37.0, NYS Wetland (in acres):79.0, NYS Wetland (in acres):20.5, NYS Wetland (in acres):11.7, NYS Wetland (in acres):30.6, NYS Wetland (in acres):19.7, NYS Wetland (in acres):3.7, NYS Wetland (in acres):28.1, NYS Wetland (in acres):21.5, NYS Wetland (in acres):41.7, NYS Wetland (in acres):61.6, NYS Wetland (in acres):12.9, NYS Wetland (in acres):80.3, NYS Wetland (in acres):34.9, NYS Wetland (in acres):75.3, NYS Wetland (in acres):21.3, NYS Wetland (in acres):15.0, NYS Wetland (in acres):15.7, NYS Wetland (in acres):2.3, NYS Wetland (in acres):23.4, NYS Wetland (in acres):48.9, NYS Wetland (in acres):1.3, NYS Wetland (in acres):13.7, NYS Wetland (in acres):11.2, NYS Wetland (in acres):8.5, NYS Wetland (in acres):31.4, NYS Wetland (in acres):16.3, NYS Wetland (in acres):33.0, NYS Wetland (in acres):27.4, NYS Wetland (in acres):24.9, NYS Wetland (in acres):29.4, NYS Wetland (in acres):165.6, NYS Wetland (in acres):6.8, NYS Wetland (in acres):32.9, NYS Wetland (in acres):61.4, NYS Wetland (in acres):86.4
E.2.h.iv [Surface Water Features - DEC Wetlands Number]	F-1, ML-12, ML-11, ML-7, ML-10, OL-46, OL-40, OL-18, OL-52, OL-71, OL-39, OL-41, OL-42, F-26, CF-1, CF-9, CF-2, LC-43, F-31, CF-4, CF-8, CF-6, CF-3, LC-42, CF-7, LC-45, LC-34, LC-32, LC-20, LC-22, LC-24, LC-21, LC-23, LC-46, LC-40, LC-30, LC-58, LC-63, LC-53, LC-48, LC-55, LC-27, LC-56, LC-31, OL-37, LC-67, LC-41, LC-19, LC-12, LC-54, LC-26, LC-25, LC-13
E.2.h.v [Impaired Water Bodies]	Yes
E.2.h.v [Impaired Water Bodies - Name and Basis for Listing]	Name - Pollutants - Uses: Croton Falls Reservoir – Nutrients – Water Supply, Name - Pollutants - Uses: West Branch Reservoir – Nutrients; Metals – Fish Consumption, Name - Pollutants - Uses: Palmer Lake – Algal/Weed Growth; Nutrients – Recreation, Name - Pollutants - Uses: Minor Tribes to Croton Falls Reservoir – Nutrients; D.O./Oxygen Demand – Recreation; Public Bathing; Aquatic Life
E.2.i. [Floodway]	Yes
E.2.j. [100 Year Floodplain]	Yes
E.2.k. [500 Year Floodplain]	Yes
E.2.l. [Aquifers]	Yes
E.2.l. [Aquifer Names]	Principal Aquifer
E.2.n. [Natural Communities]	Yes

E.2.n.i [Natural Communities - Name]	Chestnut Oak Forest
E.2.n.i [Natural Communities - Acres]	7421.4
E.2.o. [Endangered or Threatened Species]	Yes
E.2.p. [Rare Plants or Animals]	Yes
E.3.a. [Agricultural District]	Yes
E.3.a. [Agricultural District]	PUTN001
E.3.c. [National Natural Landmark]	No
E.3.d [Critical Environmental Area]	No
E.3.e. [National Register of Historic Places]	Yes - Digital mapping data for archaeological site boundaries are not available. Refer to EAF Workbook.
E.3.e.ii [National Register of Historic Places - Name]	Gilead Cemetery, Reed Memorial Library, Putnam County Courthouse, Taconic State Parkway
E.3.f. [Archeological Sites]	Yes
E.3.i. [Designated River Corridor]	No

**Full Environmental Assessment Form**  
**Part 2 - Identification of Potential Project Impacts**

Agency Use Only [If applicable]  
 Project :   
 Date :

**Part 2 is to be completed by the lead agency.** Part 2 is designed to help the lead agency inventory all potential resources that could be affected by a proposed project or action. We recognize that the lead agency's reviewer(s) will not necessarily be environmental professionals. So, the questions are designed to walk a reviewer through the assessment process by providing a series of questions that can be answered using the information found in Part 1. To further assist the lead agency in completing Part 2, the form identifies the most relevant questions in Part 1 that will provide the information needed to answer the Part 2 question. When Part 2 is completed, the lead agency will have identified the relevant environmental areas that may be impacted by the proposed activity.

If the lead agency is a state agency and the action is in any Coastal Area, complete the Coastal Assessment Form before proceeding with this assessment.

**Tips for completing Part 2:**

- Review all of the information provided in Part 1.
- Review any application, maps, supporting materials and the Full EAF Workbook.
- Answer each of the 18 questions in Part 2.
- If you answer "Yes" to a numbered question, please complete all the questions that follow in that section.
- If you answer "No" to a numbered question, move on to the next numbered question.
- Check appropriate column to indicate the anticipated size of the impact.
- Proposed projects that would exceed a numeric threshold contained in a question should result in the reviewing agency checking the box "Moderate to large impact may occur."
- The reviewer is not expected to be an expert in environmental analysis.
- If you are not sure or undecided about the size of an impact, it may help to review the sub-questions for the general question and consult the workbook.
- When answering a question consider all components of the proposed activity, that is, the "whole action".
- Consider the possibility for long-term and cumulative impacts as well as direct impacts.
- Answer the question in a reasonable manner considering the scale and context of the project.

<b>1. Impact on Land</b> Proposed action may involve construction on, or physical alteration of, the land surface of the proposed site. (See Part 1. D.1) <i>If "Yes", answer questions a - j. If "No", move on to Section 2.</i>		<input type="checkbox"/> NO	<input type="checkbox"/> YES
	Relevant Part I Question(s)	No, or small impact may occur	Moderate to large impact may occur
a. The proposed action may involve construction on land where depth to water table is less than 3 feet.	E2d	<input type="checkbox"/>	<input type="checkbox"/>
b. The proposed action may involve construction on slopes of 15% or greater.	E2f	<input type="checkbox"/>	<input type="checkbox"/>
c. The proposed action may involve construction on land where bedrock is exposed, or generally within 5 feet of existing ground surface.	E2a	<input type="checkbox"/>	<input type="checkbox"/>
d. The proposed action may involve the excavation and removal of more than 1,000 tons of natural material.	D2a	<input type="checkbox"/>	<input type="checkbox"/>
e. The proposed action may involve construction that continues for more than one year or in multiple phases.	D1e	<input type="checkbox"/>	<input type="checkbox"/>
f. The proposed action may result in increased erosion, whether from physical disturbance or vegetation removal (including from treatment by herbicides).	D2e, D2q	<input type="checkbox"/>	<input type="checkbox"/>
g. The proposed action is, or may be, located within a Coastal Erosion hazard area.	B1i	<input type="checkbox"/>	<input type="checkbox"/>
h. Other impacts: _____ _____		<input type="checkbox"/>	<input type="checkbox"/>

<b>2. Impact on Geological Features</b> The proposed action may result in the modification or destruction of, or inhibit access to, any unique or unusual land forms on the site (e.g., cliffs, dunes, minerals, fossils, caves). (See Part 1. E.2.g) <span style="float: right;"><input type="checkbox"/> NO <input type="checkbox"/> YES</span> <i>If "Yes", answer questions a - c. If "No", move on to Section 3.</i>			
	<b>Relevant Part I Question(s)</b>	<b>No, or small impact may occur</b>	<b>Moderate to large impact may occur</b>
a. Identify the specific land form(s) attached: _____	E2g	<input type="checkbox"/>	<input type="checkbox"/>
b. The proposed action may affect or is adjacent to a geological feature listed as a registered National Natural Landmark. Specific feature: _____	E3c	<input type="checkbox"/>	<input type="checkbox"/>
c. Other impacts: _____		<input type="checkbox"/>	<input type="checkbox"/>

<b>3. Impacts on Surface Water</b> The proposed action may affect one or more wetlands or other surface water bodies (e.g., streams, rivers, ponds or lakes). (See Part 1. D.2, E.2.h) <span style="float: right;"><input type="checkbox"/> NO <input type="checkbox"/> YES</span> <i>If "Yes", answer questions a - l. If "No", move on to Section 4.</i>			
	<b>Relevant Part I Question(s)</b>	<b>No, or small impact may occur</b>	<b>Moderate to large impact may occur</b>
a. The proposed action may create a new water body.	D2b, D1h	<input type="checkbox"/>	<input type="checkbox"/>
b. The proposed action may result in an increase or decrease of over 10% or more than a 10 acre increase or decrease in the surface area of any body of water.	D2b	<input type="checkbox"/>	<input type="checkbox"/>
c. The proposed action may involve dredging more than 100 cubic yards of material from a wetland or water body.	D2a	<input type="checkbox"/>	<input type="checkbox"/>
d. The proposed action may involve construction within or adjoining a freshwater or tidal wetland, or in the bed or banks of any other water body.	E2h	<input type="checkbox"/>	<input type="checkbox"/>
e. The proposed action may create turbidity in a waterbody, either from upland erosion, runoff or by disturbing bottom sediments.	D2a, D2h	<input type="checkbox"/>	<input type="checkbox"/>
f. The proposed action may include construction of one or more intake(s) for withdrawal of water from surface water.	D2c	<input type="checkbox"/>	<input type="checkbox"/>
g. The proposed action may include construction of one or more outfall(s) for discharge of wastewater to surface water(s).	D2d	<input type="checkbox"/>	<input type="checkbox"/>
h. The proposed action may cause soil erosion, or otherwise create a source of stormwater discharge that may lead to siltation or other degradation of receiving water bodies.	D2e	<input type="checkbox"/>	<input type="checkbox"/>
i. The proposed action may affect the water quality of any water bodies within or downstream of the site of the proposed action.	E2h	<input type="checkbox"/>	<input type="checkbox"/>
j. The proposed action may involve the application of pesticides or herbicides in or around any water body.	D2q, E2h	<input type="checkbox"/>	<input type="checkbox"/>
k. The proposed action may require the construction of new, or expansion of existing, wastewater treatment facilities.	D1a, D2d	<input type="checkbox"/>	<input type="checkbox"/>



1. Other impacts: _____ _____		<input type="checkbox"/>	<input type="checkbox"/>
----------------------------------	--	--------------------------	--------------------------

<b>4. Impact on groundwater</b> The proposed action may result in new or additional use of ground water, or may have the potential to introduce contaminants to ground water or an aquifer. <input type="checkbox"/> NO <input type="checkbox"/> YES (See Part 1. D.2.a, D.2.c, D.2.d, D.2.p, D.2.q, D.2.t) <i>If "Yes", answer questions a - h. If "No", move on to Section 5.</i>			
	Relevant Part I Question(s)	No, or small impact may occur	Moderate to large impact may occur
a. The proposed action may require new water supply wells, or create additional demand on supplies from existing water supply wells.	D2c	<input type="checkbox"/>	<input type="checkbox"/>
b. Water supply demand from the proposed action may exceed safe and sustainable withdrawal capacity rate of the local supply or aquifer. Cite Source: _____	D2c	<input type="checkbox"/>	<input type="checkbox"/>
c. The proposed action may allow or result in residential uses in areas without water and sewer services.	D1a, D2c	<input type="checkbox"/>	<input type="checkbox"/>
d. The proposed action may include or require wastewater discharged to groundwater.	D2d, E2l	<input type="checkbox"/>	<input type="checkbox"/>
e. The proposed action may result in the construction of water supply wells in locations where groundwater is, or is suspected to be, contaminated.	D2c, E1f, E1g, E1h	<input type="checkbox"/>	<input type="checkbox"/>
f. The proposed action may require the bulk storage of petroleum or chemical products over ground water or an aquifer.	D2p, E2l	<input type="checkbox"/>	<input type="checkbox"/>
g. The proposed action may involve the commercial application of pesticides within 100 feet of potable drinking water or irrigation sources.	E2h, D2q, E2l, D2c	<input type="checkbox"/>	<input type="checkbox"/>
h. Other impacts: _____ _____		<input type="checkbox"/>	<input type="checkbox"/>

<b>5. Impact on Flooding</b> The proposed action may result in development on lands subject to flooding. <input type="checkbox"/> NO <input type="checkbox"/> YES (See Part 1. E.2) <i>If "Yes", answer questions a - g. If "No", move on to Section 6.</i>			
	Relevant Part I Question(s)	No, or small impact may occur	Moderate to large impact may occur
a. The proposed action may result in development in a designated floodway.	E2i	<input type="checkbox"/>	<input type="checkbox"/>
b. The proposed action may result in development within a 100 year floodplain.	E2j	<input type="checkbox"/>	<input type="checkbox"/>
c. The proposed action may result in development within a 500 year floodplain.	E2k	<input type="checkbox"/>	<input type="checkbox"/>
d. The proposed action may result in, or require, modification of existing drainage patterns.	D2b, D2e	<input type="checkbox"/>	<input type="checkbox"/>
e. The proposed action may change flood water flows that contribute to flooding.	D2b, E2i, E2j, E2k	<input type="checkbox"/>	<input type="checkbox"/>
f. If there is a dam located on the site of the proposed action, is the dam in need of repair, or upgrade?	E1e	<input type="checkbox"/>	<input type="checkbox"/>

g. Other impacts: _____ _____		<input type="checkbox"/>	<input type="checkbox"/>
----------------------------------	--	--------------------------	--------------------------

<b>6. Impacts on Air</b> The proposed action may include a state regulated air emission source. <span style="float: right;"><input type="checkbox"/> NO <input type="checkbox"/> YES</span> (See Part 1. D.2.f., D.2.h, D.2.g) <i>If "Yes", answer questions a - f. If "No", move on to Section 7.</i>			
	Relevant Part I Question(s)	No, or small impact may occur	Moderate to large impact may occur
a. If the proposed action requires federal or state air emission permits, the action may also emit one or more greenhouse gases at or above the following levels: i. More than 1000 tons/year of carbon dioxide (CO <sub>2</sub> ) ii. More than 3.5 tons/year of nitrous oxide (N <sub>2</sub> O) iii. More than 1000 tons/year of carbon equivalent of perfluorocarbons (PFCs) iv. More than .045 tons/year of sulfur hexafluoride (SF <sub>6</sub> ) v. More than 1000 tons/year of carbon dioxide equivalent of hydrochloroflourocarbons (HFCs) emissions vi. 43 tons/year or more of methane	D2g D2g D2g D2g D2g D2h	<input type="checkbox"/> <input type="checkbox"/> <input type="checkbox"/> <input type="checkbox"/> <input type="checkbox"/> <input type="checkbox"/>	<input type="checkbox"/> <input type="checkbox"/> <input type="checkbox"/> <input type="checkbox"/> <input type="checkbox"/> <input type="checkbox"/>
b. The proposed action may generate 10 tons/year or more of any one designated hazardous air pollutant, or 25 tons/year or more of any combination of such hazardous air pollutants.	D2g	<input type="checkbox"/>	<input type="checkbox"/>
c. The proposed action may require a state air registration, or may produce an emissions rate of total contaminants that may exceed 5 lbs. per hour, or may include a heat source capable of producing more than 10 million BTU's per hour.	D2f, D2g	<input type="checkbox"/>	<input type="checkbox"/>
d. The proposed action may reach 50% of any of the thresholds in "a" through "c", above.	D2g	<input type="checkbox"/>	<input type="checkbox"/>
e. The proposed action may result in the combustion or thermal treatment of more than 1 ton of refuse per hour.	D2s	<input type="checkbox"/>	<input type="checkbox"/>
f. Other impacts: _____ _____		<input type="checkbox"/>	<input type="checkbox"/>

<b>7. Impact on Plants and Animals</b> The proposed action may result in a loss of flora or fauna. (See Part 1. E.2. m.-q.) <span style="float: right;"><input type="checkbox"/> NO <input type="checkbox"/> YES</span> <i>If "Yes", answer questions a - j. If "No", move on to Section 8.</i>			
	Relevant Part I Question(s)	No, or small impact may occur	Moderate to large impact may occur
a. The proposed action may cause reduction in population or loss of individuals of any threatened or endangered species, as listed by New York State or the Federal government, that use the site, or are found on, over, or near the site.	E2o	<input type="checkbox"/>	<input type="checkbox"/>
b. The proposed action may result in a reduction or degradation of any habitat used by any rare, threatened or endangered species, as listed by New York State or the federal government.	E2o	<input type="checkbox"/>	<input type="checkbox"/>
c. The proposed action may cause reduction in population, or loss of individuals, of any species of special concern or conservation need, as listed by New York State or the Federal government, that use the site, or are found on, over, or near the site.	E2p	<input type="checkbox"/>	<input type="checkbox"/>
d. The proposed action may result in a reduction or degradation of any habitat used by any species of special concern and conservation need, as listed by New York State or the Federal government.	E2p	<input type="checkbox"/>	<input type="checkbox"/>

e. The proposed action may diminish the capacity of a registered National Natural Landmark to support the biological community it was established to protect.	E3c	<input type="checkbox"/>	<input type="checkbox"/>
f. The proposed action may result in the removal of, or ground disturbance in, any portion of a designated significant natural community. Source: _____	E2n	<input type="checkbox"/>	<input type="checkbox"/>
g. The proposed action may substantially interfere with nesting/breeding, foraging, or over-wintering habitat for the predominant species that occupy or use the project site.	E2m	<input type="checkbox"/>	<input type="checkbox"/>
h. The proposed action requires the conversion of more than 10 acres of forest, grassland or any other regionally or locally important habitat. Habitat type & information source: _____	E1b	<input type="checkbox"/>	<input type="checkbox"/>
i. Proposed action (commercial, industrial or recreational projects, only) involves use of herbicides or pesticides.	D2q	<input type="checkbox"/>	<input type="checkbox"/>
j. Other impacts: _____		<input type="checkbox"/>	<input type="checkbox"/>

<b>8. Impact on Agricultural Resources</b> The proposed action may impact agricultural resources. (See Part 1. E.3.a. and b.) <input type="checkbox"/> NO <input type="checkbox"/> YES <i>If "Yes", answer questions a - h. If "No", move on to Section 9.</i>			
	Relevant Part I Question(s)	No, or small impact may occur	Moderate to large impact may occur
a. The proposed action may impact soil classified within soil group 1 through 4 of the NYS Land Classification System.	E2c, E3b	<input type="checkbox"/>	<input type="checkbox"/>
b. The proposed action may sever, cross or otherwise limit access to agricultural land (includes cropland, hayfields, pasture, vineyard, orchard, etc).	E1a, E1b	<input type="checkbox"/>	<input type="checkbox"/>
c. The proposed action may result in the excavation or compaction of the soil profile of active agricultural land.	E3b	<input type="checkbox"/>	<input type="checkbox"/>
d. The proposed action may irreversibly convert agricultural land to non-agricultural uses, either more than 2.5 acres if located in an Agricultural District, or more than 10 acres if not within an Agricultural District.	E1b, E3a	<input type="checkbox"/>	<input type="checkbox"/>
e. The proposed action may disrupt or prevent installation of an agricultural land management system.	E1 a, E1b	<input type="checkbox"/>	<input type="checkbox"/>
f. The proposed action may result, directly or indirectly, in increased development potential or pressure on farmland.	C2c, C3, D2c, D2d	<input type="checkbox"/>	<input type="checkbox"/>
g. The proposed project is not consistent with the adopted municipal Farmland Protection Plan.	C2c	<input type="checkbox"/>	<input type="checkbox"/>
h. Other impacts: _____		<input type="checkbox"/>	<input type="checkbox"/>

<b>9. Impact on Aesthetic Resources</b> The land use of the proposed action are obviously different from, or are in sharp contrast to, current land use patterns between the proposed project and a scenic or aesthetic resource. (Part 1. E.1.a, E.1.b, E.3.h.) <i>If "Yes", answer questions a - g. If "No", go to Section 10.</i>			
		<input type="checkbox"/> NO	<input type="checkbox"/> YES
	Relevant Part I Question(s)	No, or small impact may occur	Moderate to large impact may occur
a. Proposed action may be visible from any officially designated federal, state, or local scenic or aesthetic resource.	E3h	<input type="checkbox"/>	<input type="checkbox"/>
b. The proposed action may result in the obstruction, elimination or significant screening of one or more officially designated scenic views.	E3h, C2b	<input type="checkbox"/>	<input type="checkbox"/>
c. The proposed action may be visible from publicly accessible vantage points: i. Seasonally (e.g., screened by summer foliage, but visible during other seasons) ii. Year round	E3h	<input type="checkbox"/> <input type="checkbox"/>	<input type="checkbox"/> <input type="checkbox"/>
d. The situation or activity in which viewers are engaged while viewing the proposed action is: i. Routine travel by residents, including travel to and from work ii. Recreational or tourism based activities	E3h E2q, E1c	<input type="checkbox"/> <input type="checkbox"/>	<input type="checkbox"/> <input type="checkbox"/>
e. The proposed action may cause a diminishment of the public enjoyment and appreciation of the designated aesthetic resource.	E3h	<input type="checkbox"/>	<input type="checkbox"/>
f. There are similar projects visible within the following distance of the proposed project: 0-1/2 mile 1/2 -3 mile 3-5 mile 5+ mile	D1a, E1a, D1f, D1g	<input type="checkbox"/>	<input type="checkbox"/>
g. Other impacts: _____ _____		<input type="checkbox"/>	<input type="checkbox"/>

<b>10. Impact on Historic and Archeological Resources</b> The proposed action may occur in or adjacent to a historic or archaeological resource. (Part 1. E.3.e, f. and g.) <i>If "Yes", answer questions a - e. If "No", go to Section 11.</i>			
		<input type="checkbox"/> NO	<input type="checkbox"/> YES
	Relevant Part I Question(s)	No, or small impact may occur	Moderate to large impact may occur
a. The proposed action may occur wholly or partially within, or substantially contiguous to, any buildings, archaeological site or district which is listed on or has been nominated by the NYS Board of Historic Preservation for inclusion on the State or National Register of Historic Places.	E3e	<input type="checkbox"/>	<input type="checkbox"/>
b. The proposed action may occur wholly or partially within, or substantially contiguous to, an area designated as sensitive for archaeological sites on the NY State Historic Preservation Office (SHPO) archaeological site inventory.	E3f	<input type="checkbox"/>	<input type="checkbox"/>
c. The proposed action may occur wholly or partially within, or substantially contiguous to, an archaeological site not included on the NY SHPO inventory. Source: _____	E3g	<input type="checkbox"/>	<input type="checkbox"/>

d. Other impacts: _____		<input type="checkbox"/>	<input type="checkbox"/>
If any of the above (a-d) are answered "Moderate to large impact may occur", continue with the following questions to help support conclusions in Part 3:			
i. The proposed action may result in the destruction or alteration of all or part of the site or property.	E3e, E3g, E3f	<input type="checkbox"/>	<input type="checkbox"/>
ii. The proposed action may result in the alteration of the property's setting or integrity.	E3e, E3f, E3g, E1a, E1b	<input type="checkbox"/>	<input type="checkbox"/>
iii. The proposed action may result in the introduction of visual elements which are out of character with the site or property, or may alter its setting.	E3e, E3f, E3g, E3h, C2, C3	<input type="checkbox"/>	<input type="checkbox"/>

<b>11. Impact on Open Space and Recreation</b> The proposed action may result in a loss of recreational opportunities or a reduction of an open space resource as designated in any adopted municipal open space plan. (See Part 1. C.2.c, E.1.c., E.2.q.) If "Yes", answer questions a - e. If "No", go to Section 12.			
		<input type="checkbox"/> NO	<input type="checkbox"/> YES
	Relevant Part I Question(s)	No, or small impact may occur	Moderate to large impact may occur
a. The proposed action may result in an impairment of natural functions, or "ecosystem services", provided by an undeveloped area, including but not limited to stormwater storage, nutrient cycling, wildlife habitat.	D2e, E1b E2h, E2m, E2o, E2n, E2p	<input type="checkbox"/>	<input type="checkbox"/>
b. The proposed action may result in the loss of a current or future recreational resource.	C2a, E1c, C2c, E2q	<input type="checkbox"/>	<input type="checkbox"/>
c. The proposed action may eliminate open space or recreational resource in an area with few such resources.	C2a, C2c E1c, E2q	<input type="checkbox"/>	<input type="checkbox"/>
d. The proposed action may result in loss of an area now used informally by the community as an open space resource.	C2c, E1c	<input type="checkbox"/>	<input type="checkbox"/>
e. Other impacts: _____		<input type="checkbox"/>	<input type="checkbox"/>

<b>12. Impact on Critical Environmental Areas</b> The proposed action may be located within or adjacent to a critical environmental area (CEA). (See Part 1. E.3.d) If "Yes", answer questions a - c. If "No", go to Section 13.			
		<input type="checkbox"/> NO	<input type="checkbox"/> YES
	Relevant Part I Question(s)	No, or small impact may occur	Moderate to large impact may occur
a. The proposed action may result in a reduction in the quantity of the resource or characteristic which was the basis for designation of the CEA.	E3d	<input type="checkbox"/>	<input type="checkbox"/>
b. The proposed action may result in a reduction in the quality of the resource or characteristic which was the basis for designation of the CEA.	E3d	<input type="checkbox"/>	<input type="checkbox"/>
c. Other impacts: _____		<input type="checkbox"/>	<input type="checkbox"/>

<b>13. Impact on Transportation</b> The proposed action may result in a change to existing transportation systems. <input type="checkbox"/> NO <input type="checkbox"/> YES (See Part 1. D.2.j) <i>If "Yes", answer questions a - f. If "No", go to Section 14.</i>			
	Relevant Part I Question(s)	No, or small impact may occur	Moderate to large impact may occur
a. Projected traffic increase may exceed capacity of existing road network.	D2j	<input type="checkbox"/>	<input type="checkbox"/>
b. The proposed action may result in the construction of paved parking area for 500 or more vehicles.	D2j	<input type="checkbox"/>	<input type="checkbox"/>
c. The proposed action will degrade existing transit access.	D2j	<input type="checkbox"/>	<input type="checkbox"/>
d. The proposed action will degrade existing pedestrian or bicycle accommodations.	D2j	<input type="checkbox"/>	<input type="checkbox"/>
e. The proposed action may alter the present pattern of movement of people or goods.	D2j	<input type="checkbox"/>	<input type="checkbox"/>
f. Other impacts: _____		<input type="checkbox"/>	<input type="checkbox"/>

<b>14. Impact on Energy</b> The proposed action may cause an increase in the use of any form of energy. <input type="checkbox"/> NO <input type="checkbox"/> YES (See Part 1. D.2.k) <i>If "Yes", answer questions a - e. If "No", go to Section 15.</i>			
	Relevant Part I Question(s)	No, or small impact may occur	Moderate to large impact may occur
a. The proposed action will require a new, or an upgrade to an existing, substation.	D2k	<input type="checkbox"/>	<input type="checkbox"/>
b. The proposed action will require the creation or extension of an energy transmission or supply system to serve more than 50 single or two-family residences or to serve a commercial or industrial use.	D1f, D1q, D2k	<input type="checkbox"/>	<input type="checkbox"/>
c. The proposed action may utilize more than 2,500 MWhrs per year of electricity.	D2k	<input type="checkbox"/>	<input type="checkbox"/>
d. The proposed action may involve heating and/or cooling of more than 100,000 square feet of building area when completed.	D1g	<input type="checkbox"/>	<input type="checkbox"/>
e. Other Impacts: _____		<input type="checkbox"/>	<input type="checkbox"/>

<b>15. Impact on Noise, Odor, and Light</b> The proposed action may result in an increase in noise, odors, or outdoor lighting. <input type="checkbox"/> NO <input type="checkbox"/> YES (See Part 1. D.2.m., n., and o.) <i>If "Yes", answer questions a - f. If "No", go to Section 16.</i>			
	Relevant Part I Question(s)	No, or small impact may occur	Moderate to large impact may occur
a. The proposed action may produce sound above noise levels established by local regulation.	D2m	<input type="checkbox"/>	<input type="checkbox"/>
b. The proposed action may result in blasting within 1,500 feet of any residence, hospital, school, licensed day care center, or nursing home.	D2m, E1d	<input type="checkbox"/>	<input type="checkbox"/>
c. The proposed action may result in routine odors for more than one hour per day.	D2o	<input type="checkbox"/>	<input type="checkbox"/>

d. The proposed action may result in light shining onto adjoining properties.	D2n	<input type="checkbox"/>	<input type="checkbox"/>
e. The proposed action may result in lighting creating sky-glow brighter than existing area conditions.	D2n, E1a	<input type="checkbox"/>	<input type="checkbox"/>
f. Other impacts: _____ _____		<input type="checkbox"/>	<input type="checkbox"/>

### 16. Impact on Human Health

The proposed action may have an impact on human health from exposure to new or existing sources of contaminants. (See Part 1.D.2.q., E.1. d. f. g. and h.)

☐ NO

☐ YES

*If "Yes", answer questions a - m. If "No", go to Section 17.*

	Relevant Part I Question(s)	No, or small impact may occur	Moderate to large impact may occur
a. The proposed action is located within 1500 feet of a school, hospital, licensed day care center, group home, nursing home or retirement community.	E1d	<input type="checkbox"/>	<input type="checkbox"/>
b. The site of the proposed action is currently undergoing remediation.	E1g, E1h	<input type="checkbox"/>	<input type="checkbox"/>
c. There is a completed emergency spill remediation, or a completed environmental site remediation on, or adjacent to, the site of the proposed action.	E1g, E1h	<input type="checkbox"/>	<input type="checkbox"/>
d. The site of the action is subject to an institutional control limiting the use of the property (e.g., easement or deed restriction).	E1g, E1h	<input type="checkbox"/>	<input type="checkbox"/>
e. The proposed action may affect institutional control measures that were put in place to ensure that the site remains protective of the environment and human health.	E1g, E1h	<input type="checkbox"/>	<input type="checkbox"/>
f. The proposed action has adequate control measures in place to ensure that future generation, treatment and/or disposal of hazardous wastes will be protective of the environment and human health.	D2t	<input type="checkbox"/>	<input type="checkbox"/>
g. The proposed action involves construction or modification of a solid waste management facility.	D2q, E1f	<input type="checkbox"/>	<input type="checkbox"/>
h. The proposed action may result in the unearthing of solid or hazardous waste.	D2q, E1f	<input type="checkbox"/>	<input type="checkbox"/>
i. The proposed action may result in an increase in the rate of disposal, or processing, of solid waste.	D2r, D2s	<input type="checkbox"/>	<input type="checkbox"/>
j. The proposed action may result in excavation or other disturbance within 2000 feet of a site used for the disposal of solid or hazardous waste.	E1f, E1g E1h	<input type="checkbox"/>	<input type="checkbox"/>
k. The proposed action may result in the migration of explosive gases from a landfill site to adjacent off site structures.	E1f, E1g	<input type="checkbox"/>	<input type="checkbox"/>
l. The proposed action may result in the release of contaminated leachate from the project site.	D2s, E1f, D2r	<input type="checkbox"/>	<input type="checkbox"/>
m. Other impacts: _____ _____		<input type="checkbox"/>	<input type="checkbox"/>

<b>17. Consistency with Community Plans</b> The proposed action is not consistent with adopted land use plans. (See Part 1. C.1, C.2. and C.3.) If "Yes", answer questions a - h. If "No", go to Section 18.			
		<input type="checkbox"/> NO	<input type="checkbox"/> YES
	Relevant Part I Question(s)	No, or small impact may occur	Moderate to large impact may occur
a. The proposed action's land use components may be different from, or in sharp contrast to, current surrounding land use pattern(s).	C2, C3, D1a E1a, E1b	<input type="checkbox"/>	<input type="checkbox"/>
b. The proposed action will cause the permanent population of the city, town or village in which the project is located to grow by more than 5%.	C2	<input type="checkbox"/>	<input type="checkbox"/>
c. The proposed action is inconsistent with local land use plans or zoning regulations.	C2, C2, C3	<input type="checkbox"/>	<input type="checkbox"/>
d. The proposed action is inconsistent with any County plans, or other regional land use plans.	C2, C2	<input type="checkbox"/>	<input type="checkbox"/>
e. The proposed action may cause a change in the density of development that is not supported by existing infrastructure or is distant from existing infrastructure.	C3, D1c, D1d, D1f, D1d, E1b	<input type="checkbox"/>	<input type="checkbox"/>
f. The proposed action is located in an area characterized by low density development that will require new or expanded public infrastructure.	C4, D2c, D2d D2j	<input type="checkbox"/>	<input type="checkbox"/>
g. The proposed action may induce secondary development impacts (e.g., residential or commercial development not included in the proposed action)	C2a	<input type="checkbox"/>	<input type="checkbox"/>
h. Other: _____		<input type="checkbox"/>	<input type="checkbox"/>

<b>18. Consistency with Community Character</b> The proposed project is inconsistent with the existing community character. (See Part 1. C.2, C.3, D.2, E.3) If "Yes", answer questions a - g. If "No", proceed to Part 3.			
		<input type="checkbox"/> NO	<input type="checkbox"/> YES
	Relevant Part I Question(s)	No, or small impact may occur	Moderate to large impact may occur
a. The proposed action may replace or eliminate existing facilities, structures, or areas of historic importance to the community.	E3e, E3f, E3g	<input type="checkbox"/>	<input type="checkbox"/>
b. The proposed action may create a demand for additional community services (e.g. schools, police and fire)	C4	<input type="checkbox"/>	<input type="checkbox"/>
c. The proposed action may displace affordable or low-income housing in an area where there is a shortage of such housing.	C2, C3, D1f D1g, E1a	<input type="checkbox"/>	<input type="checkbox"/>
d. The proposed action may interfere with the use or enjoyment of officially recognized or designated public resources.	C2, E3	<input type="checkbox"/>	<input type="checkbox"/>
e. The proposed action is inconsistent with the predominant architectural scale and character.	C2, C3	<input type="checkbox"/>	<input type="checkbox"/>
f. Proposed action is inconsistent with the character of the existing natural landscape.	C2, C3 E1a, E1b E2g, E2h	<input type="checkbox"/>	<input type="checkbox"/>
g. Other impacts: _____		<input type="checkbox"/>	<input type="checkbox"/>



**RESOLUTION MAKING NEGATIVE DETERMINATION UNDER  
NY STATE ENVIRONMENTAL QUALITY REVIEW (“SEQR”)  
IN REGARD TO TOWN OF CARMEL WIRELESS COMMUNICATIONS LOCAL LAW**

WHEREAS the Town Board of the Town of Carmel has reviewed the full environmental assessment form attachments prepared and submitted by Town Planning Consultant Patrick Cleary in regard to the proposed passage of a local law regulating Wireless Communications facilities, towers and antennae within the Town of Carmel; and

**WHEREAS**, this local law has been developed to promote the health, safety and general welfare of the persons and property of the Town of Carmel; and

**WHEREAS**, the project is defined as an Unlisted Action; and

**WHEREAS** the Town Board has reviewed the Full Environmental Assessment form and assessed the projected impacts and their magnitude on the environment in accordance with the SEQR regulations and given due consideration thereto;

**NOW THEREFORE BE IT RESOLVED**, that pursuant to Part 617 of the SEQR Regulations, the Town of Carmel Town Board hereby designates its intention to serve as Lead Agency for the SEQR Review of this Unlisted Action, and in this capacity will conduct an Uncoordinated Review.

**BE IT FURTHER RESOLVED**, that pursuant to Part 617 of the implementing regulations pertaining to Article 8 (State Environmental Quality Review Act) of the Environmental Conservation Law, the Lead Agency has determined that the proposed Unlisted Action will not have a significant effect on the environment; and

**BE IT FURTHER RESOLVED** that the Town Board of the Town of Carmel, hereby determines that, based on the information contained in the Full Environmental Assessment Form and their analysis thereof, the proposed Project will not result in any significant adverse environmental impacts under the SEQR regulations and for the reasons enumerated in the attached Negative Declaration Form hereby adopts a Negative Declaration in regard to the proposed action.

Resolution

Offered by: \_\_\_\_\_

Seconded by: \_\_\_\_\_

Roll Call Vote	YES	NO
Jonathan Schneider	___	___
John Lupinacci	___	___
Suzanne McDonough	___	___
Frank Lombardi	___	___
Kenneth Schmitt	___	___

SEQR

617.21

Appendix F

**State Environmental Quality Review**

**NEGATIVE DECLARATION**

**Notice of Determination of Non-Significance**

Project Number \_\_\_\_\_

Date November 21, 2017

This notice is issued pursuant to Part 617 of the implementing regulations pertaining to Article 8 (State Environmental Quality Review Act) of the Environmental Conservation Law.

The Town of Carmel, Town Board as lead agency, has determined that the proposed action described below will not have a significant effect on the environment and a Draft Environmental Impact Statement will not be prepared.

**Name of Action:**

Town of Carmel Wireless Communications Local Law

**SEQR Status:**

Type I ☐ Unlisted ☒

**Conditioned Negative Declaration:**

Yes ☐

No ☒

**Description of Action:**

The proposed action involves the adoption of a Wireless Communications Local Law for the purpose of allowing the Town of Carmel to properly regulate necessary utility infrastructure for the provision of wireless telecommunications facilities within the Town of Carmel.

**Location:** (Include street address and the name of the municipality/county. A location map of appropriate scale is also recommended.)

Town-wide initiative/legislation.

**REASONS SUPPORTING THIS DETERMINATION:**

The purpose of the action is to protect and enhance the public health and welfare of the residents of the Town of Carmel by amending the Town Code to allow the Town of Carmel to allow the Town of Carmel to properly regulate necessary utility infrastructure for the provision of wireless telecommunications facilities within the Town. Upon review of the Full EAF and the input and conclusions of its planning consultant, town engineer, and the Town of Carmel staff, it can be concluded that the proposed action will not result in any significant adverse environmental impacts.

**If Conditioned Negative Declaration,** provide on attachment the specific mitigation measures imposed.

**For Further Information:**

Contact Person: Kenneth Schmitt, Supervisor

**NOTICE OF PUBLIC HEARING**  
(Cold War Veterans' Exemption)

Public Hearing #2

NOTICE IS HEREBY GIVEN, that the Town Board of the Town of Carmel will conduct a Public Hearing at the Town Hall, 60 McAlpin Avenue, Mahopac, New York 10541 on Wednesday, November 1, 2017 at 7:00 p.m. or as soon thereafter that evening as possible on a proposed Local Law Amending Chapter 137 of the Town Code of the Town of Carmel, entitled "Taxation".

At said Public Hearing, all interested persons shall be heard on the subject thereof. The Town Board will make every effort to assure that the Public Hearing is accessible to persons with disabilities. Anyone requiring special assistance and/or reasonable accommodations should contact the Town Clerk.

By Order of the Town Board  
of the Town of Carmel  
Ann Spofford, Town Clerk

Resolution # 2A

**RESOLUTION MAKING SEQR DETERMINATION IN REGARD  
TO THE PROPOSED LOCAL LAW # OF 2017  
TOWN CODE CHAPTER 137 ENTITLED "TAXATION"**

RESOLVED that the Town Board of the Town of Carmel hereby determines that, proposed Local Law # of 2017 concerning certain miscellaneous additions and amendments to Town of Carmel Town Code Chapter 137 entitled "Taxation" is a Type II action under SEQR and no further review is necessary.

Resolution

Offered by: \_\_\_\_\_

Seconded by: \_\_\_\_\_

<u>Roll Call Vote</u>	<u>YES</u>	<u>NO</u>
Jonathan Schneider	_____	_____
John Lupinacci	_____	_____
Suzanne McDonough	_____	_____
Frank Lombardi	_____	_____
Kenneth Schmitt	_____	_____

**PROPOSED LOCAL LAW # OF THE YEAR 2017**

**BE IT ENACTED** by the Town Board of the Town of Carmel, County of Putnam, State of New York as follows:

**Section 1: PURPOSE**

The purpose of this local law is to amend the Town Code to permit Cold War Veterans as defined in §458-b(1)(a) of the NY Real Property Tax Law to avail themselves of exemptions provided under NY Real Property Tax Law §458-b and this Chapter for as long as they remain “qualifying owners” as defined in NY Real Property Tax Law §458-b(1)(e) regardless of any time limitations contained within Real Property Tax Law §458-b(2)(a)(iii).

**Section 2: AUTHORITY**

This chapter is adopted pursuant to the authority, of Article 2, § 10 of the New York State Municipal Home Rule Law.

**SECTION 3: AMENDMENT OF CHAPTER 156**

The Town Code of the Town of Carmel is hereby amended by the amendment of Chapter 137, specifically the amendment of §137-19 which shall be amended and read as follows:

**§ 137-19 Exemption established.**

- A Qualifying residential real property owned by veterans who rendered military service to the United States during the Cold War shall be exempt from taxation for Town purposes to the extent of 15% of the assessed value of such property; provided, however, that such exemption shall in no event exceed \$12,000 or the product of \$12,000 multiplied by the Town of Carmel's latest state equalization rate, whichever is less.
- B. The exemption authorized herein and pursuant to NY Real Property Tax Law shall apply to qualifying owners of qualifying real property for as long as they remain qualifying owners, without regard to the ten-year limitation period for said exemption set forth in NY Real Property Tax Law §458-b(2)(a)(iii).

#### **SECTION 4 – HOME RULE**

Nothing in this Local Law is intended, or shall be construed (a) to limit the home rule authority of the Town under State Law to limit the Town's discretion in setting fees and charges in connection with any applications requiring Town approval.

#### **SECTION 5 – SEVERABILITY**

If any part or provision of this Local Law or the application thereof to any person or circumstance be adjudged invalid by any court of competent jurisdiction, such judgment shall be confined in its operation to the part or provision or application directly involved in the controversy in which judgment shall have been rendered and shall not affect or impair the validity of the remainder of this Local Law or the application thereof to other persons or circumstances, and the Town Board of the Town of Carmel hereby declares that it would have passed this Local Law or the remainder thereof had such invalid application or invalid provision been apparent.

#### **SECTION 6 – EFFECTIVE DATE**

This Local Law shall take effect immediately upon filing in the office of the Secretary of State in accordance with Section 27 of the Municipal Home Rule Law.

## Resolution #1

### RESOLUTION AUTHORIZING EMERGENCY REPAIR TOWN OF CARMEL POLICE VEHICLE

RESOLVED THAT the Town Board of the Town of Carmel, acting as Commissioners of the Carmel Police Department, and upon the recommendation of Police Chief Michael Cazzari. hereby accepts the proposal, #35710 from Meadowland of Carmel, Carmel NY dated November 14, 2017 for the purchase of an engine for Police Vehicle #34, 2013 Chevrolet Caprice, at a cost not to exceed \$5,400, and

BE IT FURTHER RESOLVED that Town Supervisor Kenneth Schmitt is hereby authorized to sign any and all documentation necessary to authorize the actions contained herein; and

BE IT FURTHER RESOLVED, that Town Comptroller Mary Ann Maxwell is hereby authorized to make any and all necessary budget transfers or modifications required to fund the cost of this authorization.

#### Resolution

Offered by: \_\_\_\_\_

Seconded by: \_\_\_\_\_

<u>Roll Call Vote</u>	<u>YES</u>	<u>NO</u>
Jonathan Schneider	_____	_____
John Lupinacci	_____	_____
Suzanne McDonough	_____	_____
Frank Lombardi	_____	_____
Kenneth Schmitt	_____	_____





# PUTNAM COUNTY BUREAU OF EMERGENCY SERVICES

MaryEllen Odell, County Executive

Anthony W. Sutton  
Commissioner

Kenneth W. Clair  
Deputy Commissioner

Robert A. Lipton  
Deputy Commissioner

Robert Cuomo, Director  
Emergency Medical Services



clean/email Sup. ✓  
T. Bd ✓  
Legal Counsel ✓  
6/16/17  
ep

June 9, 2017

Mr. Kenneth Schmitt, Supervisor  
Town of Carmel  
60 McAlpin Ave.  
Mahopac, New York 10541

Dear Supervisor Schmitt,

I am writing on behalf of the Putnam County Fire Advisory Board (FAB). Enclosed please find a copy of the final draft of the Putnam County Fire & EMS Mutual Aid Plan. The plan outlines the process for requesting, receiving and providing mutual aid assistance to neighboring departments and communities. This plan has been developed over the last two years by the Fire Advisory Board with the assistance and support of the Bureau of Emergency Services staff. FAB membership includes representatives appointed by the Chiefs of each of the County's fire and ambulance agencies. The Mutual Aid Plan was unanimously approved by the Board at its May 15, 2017 meeting.

Adoption of this plan is a multi-step process which includes securing a resolution from each department and municipality in the County. It is then adopted by the Board of Legislators and finally approved by the New York State Office of Fire Prevention and Control. Copies of this plan have been forwarded to each agency and municipality for review and adoption.

I respectfully request that you work with your Town Board to review the plan and pass a resolution formally adopting it. I have enclosed a sample resolution for your reference. Once adopted, please forward a copy of the resolution to my office for our records. Please do not hesitate to contact me with any questions concerning this important public safety document. Thank you.

Sincerely yours,

Anthony W. Sutton  
Commissioner

enclosures

112 OLD ROUTE 6 - CARMEL, NEW YORK 10512  
Tel. (845) 808-4000 / Fax (845) 808-4010  
Emergency Operations Center Tel. (845) 808-4050

Email: [Admin@putnamcountyny.gov](mailto:Admin@putnamcountyny.gov) Web Page: [putnamcountyny.gov](http://putnamcountyny.gov)

RECEIVED

JUN 15 2017

SUPERVISOR'S OFFICE  
TOWN OF CARMEL

# **THE PUTNAM COUNTY FIRE & EMS MUTUAL AID PLAN**

**Purpose:**

The purpose of the Putnam County Fire & EMS Mutual Aid Plan (the “Plan”) is to define the structure, policy and procedure to facilitate the organized, supervised, coordinated, cooperative and reciprocal assistance. This assistance includes the Fire & EMS personnel, equipment and physical facilities of participating Fire & EMS Agencies utilized to supply aid and protection to other participating Fire and EMS Agencies, for the benefit of the residents & municipalities in Putnam County and adjacent areas. This assistance includes Fire and EMS response and assistance during disasters and other emergencies. It is the objective of this Plan to foster cooperation and coordination of all firefighting and EMS resources throughout the County of Putnam.

**A. Definition of Mutual Aid:**

“Mutual Aid” or “Fire Mutual Aid” shall refer to the organized, supervised, coordinated, cooperative, reciprocal assistance in which personnel, equipment and the physical facilities of participating Fire and EMS Agencies, regardless of type or size, are utilized for fire and other emergencies in the County of Putnam.

**B. Administration:**

The Commissioner of Putnam County Bureau of Emergency Services (PCBES) or his/her designee, hereinafter referred to as Commissioner shall be responsible for the administration and execution of the plan pursuant to the New York State County Law §225-a, and as authorized pursuant to the County Code / Charter of Putnam County.

**C. Fire Advisory Board:**

As per Putnam County Legislature Resolution #31 -2015, the County Fire Advisory Board (“FAB”) “shall cooperate with the Bureau of Emergency Services in supporting the New York State Office of Fire Prevention and Control in training and mutual aid programs; act in an advisory capacity to the Putnam County Legislature; assist the Commissioner of the Putnam County Bureau of Emergency Services in all projects” The Putnam County Fire Advisory Board shall conduct an annual review of the Mutual Aid Plan and make recommendations to the Commissioner and forward possible updates as they deem necessary.

**D. Adoption of Plan:**

A draft Mutual Aid Plan shall be developed by the Bureau of Emergency Services.

The draft will be forwarded to and reviewed and approved by the Fire Advisory Board within 90 days of receipt of the Plan.

The Draft will also be reviewed by the County Attorney’s Office. Any suggested changes shall be forwarded to the Commissioner.

The Draft shall also be reviewed by the NYS Office of Fire Prevention & Control (OFPC). Any suggested changes shall be forwarded to the Commissioner. The final draft will then be forwarded to Plan Participants hereinafter defined, and local municipalities for review and adoption.

Once an adopted resolution is received from each participant and municipality, the proposed final draft shall be forwarded to the County Legislature for adoption.

Once adopted a controlled copy of the plan shall be distributed as outlined in Attachment “A”.

**E. Amending the Plan:**

Amendments to this Plan may be made from time to time at the sole discretion of the Commissioner.

The Plan amendment procedure is as follows:

Proposed amendments may be submitted in writing to the Commissioner by Plan Participants for review and possible inclusion in a future amendment/revision to the Plan. The proposed amendments shall be reviewed by the Commissioner and forwarded to the FAB for review and comment.

After consultation with the FAB, the Commissioner may then submit the proposed amendments to the OFPC for review and submission. Once approved by OFPC, the Commissioner shall notify FAB. Plan participants shall be notified through their Chiefs of any amendments to the Plan. Should the Commissioner deem the changes to be substantial, he may, at his discretion conduct an entire review and acceptance procedure requiring a new resolution by each participating agency and jurisdiction.

**F. Plan Participation-Membership:**

Any duly established Fire or EMS Agency shall become a Plan Participant by filing a written request with the Commissioner. The filing must include a resolution, local law or ordinance, as jurisdictionally appropriate (i.e. by the Board of Fire Commissioners in a taxing Fire District with publically elected Commissioners or by the local Town (municipal) Board). A sample resolution form is attached hereto as Attachment "B" for Fire Agencies, Attachment "C" for EMS agencies and Attachment "D" for State/Federal Agencies.

The resolution shall at a minimum provide the following:

- (i) affirm the Fire or EMS Agency's intent to participate in the Plan and to comply with its provisions;
- (ii) attest that there are no resolutions in effect that would restrict the Fire or EMS Agency from providing outside response, service, and training;
- (iii) attest there are currently no limitations, conditions or restrictions on the Fire or EMS Agency from providing prompt assistance, and the Commissioner of Emergency Services shall be notified in writing if any such limitations are imposed subsequent to the adoption of the Resolution;
- (iv) attest that the Fire or EMS Agency shall respond to all calls for assistance from another Fire or EMS Agency through Putnam 911;
- (v) affirm that the Fire or EMS Agency's governing body acknowledges and accepts financial responsibility pursuant to applicable law(s).

If, subsequent to becoming a Plan Participant, the outside service activities of a participating Fire Department or Ambulance Corps are restricted, notice of any restriction shall be given promptly to the Commissioner pursuant to Section 209 (1) of the General Municipal Law. Any such restriction imposed by the insurance carrier, legislative body of a village or town or by the Board of Fire Commissioners/Directors or EMS Agency Directors shall take effect in accordance with resolution imposing the restriction.

#### **G. Withdrawal from the Plan:**

Any duly established Fire or EMS Agency that has become a Plan Participant by filing an authorizing resolution with the Commissioner, shall remain a Plan Participant until it elects to withdraw from this plan by submitting a resolution of the Legislative Body of the municipality or the elected Board of Fire Commissioners or the Board of Directors of an Ambulance Corps, or the CEO of the commercial provider or Advanced Life Support agency (hereinafter "ALS") with the office of the Commissioner. Such withdrawal shall become effective 30 days after the filing of such notice with the Commissioner.

Any Fire Department, Ambulance Corps, or ALS provider that elects not to participate or subsequently withdraws from this plan, shall immediately surrender and return to the Putnam County Bureau of Emergency Services, all Putnam County owned equipment, including radios, (portable and mobile) etc.. Such withdrawal shall remain in effect until reinstated by resolution as defined above. Withdrawal from this plan will result in the suspension of that agency's ability to supply and receive Mutual Aid pursuant to this plan. All radio identifiers and call signs issued to such Fire Department or Ambulance Corps or ALS Agency on county frequencies shall be canceled effective the date of withdrawal.

#### **H. Incident Command System / National Incident Management System**

All operations conducted under the State Fire Mobilization plan and this Mutual Aid Plan will be in compliance with the National Incident Management System (NIMS). All fire or EMS personnel responding pursuant to this Plan shall be trained to the appropriate Incident Command System (ICS) levels associated with their individual position in the command structure.

More information can be found at

[http://www.dhses.ny.gov/training/NIMS/documents/NIMS\\_training\\_guidance.pdf](http://www.dhses.ny.gov/training/NIMS/documents/NIMS_training_guidance.pdf)

#### **I. Extent and Limit of Participation by Fire Departments and/or Ambulance Corps.**

Each Fire and/or Ambulance Agency participating in this Plan shall make a good faith effort to respond to each call for assistance received from the Putnam County Bureau of Emergency Services Communication Center – "Putnam 911" (hereinafter referred to as the "911 Center"). All requests for Mutual Aid must be coordinated through the 911 Center. Unless there are extenuating circumstances, requests for Mutual Aid shall *not* be made directly from one fire or EMS agency to another. In those extenuating situations, the 911 Center shall be notified as soon as possible of such a request and it shall be provided with all the information in the same manner as if it were a request placed directly to the 911 Center. Regardless of the origin of the mutual aid request, all units responding shall notify the 911 Center by radio when responding, arriving, relocating and clearing a scene.

A Plan Participant providing Mutual Aid to a requesting Fire or EMS Agency shall commit its equipment and manpower to the requesting Agency until released by the Incident Commander. Further, it is agreed and understood that during Mutual Aid events:

- The Incident Commander of the requesting Agency retains command of all resources assigned to the event until such time as command is transferred or terminated.
- It is the obligation of the Incident Commander to release Fire & EMS Agencies providing Mutual Aid as promptly as possible.
- Requests for Mutual Aid should be in the format of nearest available resource of the nature requested. It is not appropriate to “skip over” Departments with apparatus / personnel to fill the request to select another Department at a further distance.
- Exceptions to the nearest available resource may be made if there is a particular piece of apparatus or equipment that only the Department at a greater distance can fill; or if committing closer resources deprives coverage over a great geographical area.
- It is the responsibility of the Plan Participants to fill the request for Mutual Aid exactly as it placed. For example, if the request is for an engine, it is not acceptable to send a ladder or tanker instead.
- If the Plan Participant cannot dispatch the requested resource within ten (10) minutes, the 911 Center will dispatch the next closest resource in its efforts to fulfill the request.
- It is the responsibility of the Fire Plan Participants to insure that it staff mutual aid apparatus with a minimum of the following:
  - One pump operator and three interior firefighters on each engine
  - One ladder operator and three interior firefighters on each ladder
  - One driver and additional crew member on a tanker
  - One pump operator and three interior firefighters on each tanker / pumper
  - One operator and additional crew on each brush truck
- It is the responsibility of the Plan Participants to insure that all responding personnel are not impaired and fit for duty.
- Any complaints related to the request or provision of mutual aid shall be addressed in writing to the Commissioner. The Commissioner shall review the complaint, investigate as necessary and make a decision as to whether further action should be taken. Said action may include referring the matter to the FAB for discussion.

**J. Counties or Commercial Services other than Putnam County.**

It is recognized that there may be routine local reciprocal assistance across the County & State borders with neighboring agencies. Such routine assistance must be conducted in accordance with Section 209 of the General Municipal Law. Any Mutual Aid provided to or from other Counties in New York State shall be authorized by the Fire Coordinator of that County. All requests for assistance to or from other Counties shall be coordinated through that County's Dispatch Center to the Putnam County 911 Center. The requesting agency will be responsible for insurance and indemnification when no agreement exists between the requesting agency and the agency providing assistance. Agencies are strongly advised to execute written agreements with "out of State" agencies they regularly use for mutual aid. Agreements should also be in place for any commercial agencies they may use. *A copy of all "agreements" with outside agencies shall be provided to the Commissioner or his designee at the County Bureau of Emergency Service.*

**K. Automatic Mutual Aid**

"Automatic Mutual Aid" shall mean the pre-arranged assignment of specific apparatus from one or more jurisdictions to individual locations or alarms of a certain nature in the requesting jurisdiction.

It should be noted that "Automatic Mutual Aid" shall not be used to supplement the requesting Fire Agency's inadequate staffing or equipment inventory shortfalls, unless otherwise agreed to by the parties involved.

Any pre-planned and/or Automatic Mutual Aid responses to a particular structure, area, scenario or district shall be submitted in writing to the 911 Center. Plan Participants with Mutual Aid pre-plans and/or Automatic Mutual Aid responses are required to immediately notify the 911 Center in writing when changes are made to those response protocols.

**L. Liability; Responsibility; and Reimbursement**

Insurance- It shall be the responsibility of any agency participating in this plan and responding outside of their primary response area to confirm the existence and maintenance of appropriate insurance coverage (type and limits) as required by law. Each agency is advised to insure their personnel and vehicle(s) regardless of the use or location of call.

Hold Harmless- New York State General Municipal Law Section §209 addresses "Outside Service by local fire departments, companies, ambulance districts, airport crash-fire-rescue units". All participating agencies shall be held harmless in accordance with said provision, specifically; members of a department providing mutual aid are covered by their department and the equipment and apparatus is covered by the department requesting/receiving the mutual aid.

**M. Entering and Participation in the Plan for specialized team members:**

Any duly established New York State Fire Department, Ambulance Corps or ALS provider may authorize personnel to participate on a specialized team in this plan by filing a copy of a resolution adopted by the Legislative Body in the municipality or the Board of Fire Commissioners or Board of Directors of an Ambulance Corps, or the CEO of the commercial ALS provider with the office of the Commissioner. The resolution form is attached hereto as Attachment "E".

There shall also be filed with the Commissioner a copy of a resolution adopted by the legislative body of each participating Town and/or Village, or by the Board of Fire Commissioners or other governing Board having jurisdiction over the Fire Department or Ambulance Corps, the Board of Fire Commissioners of each participating Fire District, or the Town Board of each Town in relation to participating Fire Department or Ambulance Corps serving territories outside of Villages, and Fire Districts or in relation to a town fire department.

In addition to Fire & EMS Agencies, participation in mutual aid will be permitted with other agencies which may mutually benefit from existing resources. (i.e., NYS DEC, NYC DEP and Metro North / MTA Railroad.)

**N. Extent of Radio Equipment Furnished by the County of Putnam**

All Fire Department or Ambulance Corps and future Fire Departments or Ambulance Corps organized pursuant to law and participating in the County Mutual Aid Plan, (including State Institutions and privately-operated organizations authorized to operate in Putnam County) shall use mobile two-way radio units, as designated by the Commissioner. Historically Putnam County supplied (leased) low band radio equipment to agencies. In April 2009 ownership / responsibility for a portion of that radio equipment was transferred by the County to the individual Fire Departments and Ambulance Corps. Since April 2009 individual agencies have been responsible for all maintenance, repair and replacement of that transferred communications gear in its possession. All radio equipment regardless of ownership (County or Agency) shall continue to be operated in accordance with procedures outlined in the Putnam County Communications Plan. The list of Putnam Fire Departments- VAC's and radio base stations are listed as Attachment "F". The Putnam County Communications Plan can be accessed at; <http://www.putnamcountyny.com/wordpress/wp-content/uploads/2012/08/Radio-SOP-Aug-2012.pdf>



## **O. Fire Reporting**

The Commissioner requires the Chief or designated officer of each Fire Department participating in this plan, to file a copy of a Fire / Incident Report, in accordance with the National Fire Incident Reporting System (NFIRS) 5.0 standards on a monthly basis to the New York State Office of Fire Prevention and Control (OFPC), via the (NFIRS)-1 Form found at fire@DHSES.NY.GOV. There are three ways to file fire incidents in the NYS Fire Incident Reporting System.

- (1) On-Line System** — On-line data entry system is open to all fire departments and County Fire Coordinators in New York State. This system provides fire departments the ability to report incidents on line to OFPC. In turn, a fire department can immediately view incidents reported and print the incident report data for official use. Users will also have access to a growing list of selected reports.

New York State's Fire Incident Reporting System is a secure system and requires all users to obtain an account from OFPC. Please be sure to review the user requirements before requesting an account. To obtain an account, download the Information Management System Application and submit it to OFPC for approval.

OFPC provides phone assistance, a CD tutorial, and on-site training for the On-Line System. For further information contact the Fire Reporting Unit at (518) 474-6746 or fire@dhSES.ny.gov.

- (2) Electronic Format** - Fire departments may use a NFIRS 5.0 compliant vendor software package to report fire incidents. Incidents are entered into the system by the fire department and the data is electronically transmitted to OFPC. The fire incident data may be on CD, floppy disk, or a file attached to an e-mail.

The Putnam County Bureau of Emergency Services currently provides and pays for the basic Alpine Red Alert NMX Incident Reporting system software for each fire department in the county. The NMX System is a highly customized records management application that includes several modules. It can be configured to meet any department's specifications.

**The County and OFPC are not responsible** for the compliance of third party reporting systems. If you have any problems with your software, please contact the vendor for help.

- (3) Paper Forms** - Fire departments may continue to report incidents on paper forms, currently available from OFPC. These forms will be entered by OFPC staff and the data captured into the New York State database.

#### **P. Incident Injury Reporting**

The Commissioner requires that each Chief or designated officer of a Fire Department participating in this plan must file a copy of a Civilian Causality and Fire Service Casualty Report, according to the National Fire Incident Reporting System (NFIRS) 5.0 standards; on a monthly basis to the New York State Office of Fire Prevention and Control via the (NFIRS-2/3 Form(s)) for all incidents.

**The NFIRS-2 Civilian Casualty Form** is used to report any civilian injury or deaths associated with incidents responded to by the Fire Department. Only one form needs to be completed for each incident, multiple casualties can be listed on same form.

**\*\* Note: The NFRIS-2 is for Civilian and non-fire service emergency personnel.**

**The NFIRS-3 Fire Service Causality Form** is only used to report Firefighter injuries or deaths associated with incidents responded to by the Fire Department

**\*\* Note: The NFRIS-3 form is for Fire Service Emergency Personnel—it is not to be used for Civilian or non-fire service injuries or deaths.**

#### **Q. Incident Injury Reporting for County Team Members / Coordinators / Training Center**

In addition to the State Forms required above, a copy of Bureau of Emergency Services General Incident / Injury Report form must be filed under the following conditions with the Commissioner as soon as practical:

1. Injuries occurring to a Special Team member or Emergency Services Coordinator while performing official duties. In addition a BES Incident/Injury Report must be completed for **all injuries that occur on Putnam County property.**

#### **R. EMS Reporting**

All Putnam County Fire Departments and Volunteer Ambulance Corps shall conduct operations and produce documentation in accordance with New York State Department of Health-Bureau of Emergency Medical Service rules, guidelines and regulations as outlined in New York State Public Health Law Article 30 and EMS Rules and Regulations, 10 NYCRR Parts 18, 80, and 800.

Article 30, section 3053 of the Public Health Law requires all certified EMS agencies to submit PCR/ePCRs to the Department. The completion of a PCR is a requirement for all certified EMS providers in accordance with Title 10 NYCRR Part 800.15. This also includes all of the electronic PCR (ePCR) programs. While Basic Life Support – First Response (BLS-FR) agencies are not specifically required to submit PCR/ePCR data, their participation in the EMS system, quality assurance and data collection are critical to system management and patient care. All BLS-FR agencies are encouraged to submit EMS data through the Regional Program Agencies. The documentation included on the PCR/e-PCR provides vital information, which is necessary for continued care at the hospital. As part of transferring the patient to the Emergency Department Staff the agency must provide an appropriate medical record that includes the

demographic, event/incident, assessment findings and treatment details upon delivery of the patient.

**PCR/ePCR Use:**

A PCR/ePCR should be completed each time the EMS agency is dispatched for any type response. This includes (but is not limited to):

Patients transported to any location,

Patients who refuse care and/or transport,

Patients treated by one agency and transported by another,

Calls where no patient contact is made, such as

Calls cancelled before reaching the scene

Calls where no patient is located

When dispatched for a stand by Events

If an agency is dispatched to a stand-by and while there they treat a patient, two PCRs should be completed. One as a record of the event and one for the patient care provided.

**S. Line of Authority / Succession- See Attachment “G”.**

**T. Battalions / Deputy Coordinators (Formerly County Cars)**

The Commissioner shall appoint and supervise Battalions, a/k/a Deputy Fire Coordinators to response areas and / or groups of Fire & EMS agencies. Battalions shall serve at the pleasure of the Commissioner for terms of three (3) years. They may be removed by the Commissioner at any time. Battalions may be reappointed by the Commissioner in the month of December of the third year of a term. Compliments/Complaints about a Battalion shall be addressed to the Commissioner.

Current List of Battalions, their duties, areas and terms are listed in Attachment “H”.

**U. Operation of the Putnam County 911 Public Safety Answering Point (PSAP)  
Putnam County Communications Center (911 Center)**

1. Location: Emergency Training and Operations (TOPS) Facility  
Putnam 911 112 Old Route 6, Carmel, New York 10512
2. The County Emergency Services Commissioner is responsible for all activities of the County Communications Center and shall set policy.
  - a. Additional Dispatching Service: The Commissioner and the Battalions are authorized to request a dispatch. Fire Department and EMS base stations may request through the 911 center supervisor or member in charge to dispatch their own agency when necessary to do so. Personnel requesting such dispatches shall be identified at end of all radio transmissions.
  - b. The Backup PSAP is located at The Putnam County Sheriff’s Office.

#### 4. Radio and Telephone Communication Regulations:

- a. Procedure: The radio and telephone procedure shall conform completely as prescribed in the "GUIDE TO FIRE MOBILIZATION AND MUTUAL AID PLANS IN THE STATE OF NEW YORK", by the Office of Fire Prevention and Control.
  - b. Authorization to Operate: No person may operate radio equipment on the County Frequencies unless permitted by the Commissioner.
  - c. Authorization to Use Non-County Owned Transmitters and Receivers: No Fire/EMS radio equipment (repeater, tone generators, pagers, etc.) may operate on the County frequencies as part of the County network unless specifically authorized by Commissioner of Bureau of Emergency Services and in accordance with the regulations set forth by the New York Mutual Aid Plan and the Federal Communications Commission. Only upon application to the Commissioner and approval of same, shall such radio equipment be permitted to operate within the County radio network. Operation without permission by the licensee (Commissioner) is a violation of rules of the Federal Communications Commission.
5. Should a Fire/EMS Agency respond to an incident and determine the location is actually outside of its jurisdiction, that Fire/EMS Agency shall notify the 911 Center and ask that the location of the incident be corrected and that the proper agency be notified that they are operating in their response area. The on scene Department should continue to operate as if it were their area. The home jurisdiction can decide if/how it will respond to the incident.

#### **V. State Fire Mobilization & Mutual Aid Plan**

In accordance with General Municipal Law Section 209-e and NYCRR Part 205, the New York State Fire Mobilization and Mutual Aid Plan provides for the mobilization of personnel and equipment of fire departments whenever:

- (i) the Governor determines that the public interest so requires;
- (ii) a municipality determines assistance is required;
- (iii) a regional fire administrator determines that assistance is required in excess of the local fire mutual aid plan,

The Commissioner shall commit County resources to other counties throughout New York State when requested by the State Fire Administrator.

The Commissioner under General Municipal Law Section 209-e may, after utilizing all available assistance from within the County, request that the State Fire coordinator activate the State Plan. Liability for outside aid provided pursuant to activation of the State Plan is governed by Section 209-e and 209-g of the General Municipal Law.

More information about The New York State Fire Mobilization and Mutual Aid Plan can be accessed at [www.dhSES.ny.gov/ofpc/](http://www.dhSES.ny.gov/ofpc/)

## **W. EMS Mobilization**

Mobilization of County EMS resources in response to a request from another area of the State and requests for additional EMS resources for Putnam County shall be made to the NYS Director of Emergency Medical Services, in the Bureau of EMS in the NYS Department of Health.

The requests shall be placed by the Putnam County Director of EMS in consultation with the Commissioner of the Bureau of Emergency Services.

More information about the NYS DOH Bureau of EMS can be found at  
<https://www.health.ny.gov/professionals/ems/>

## **X. Training**

The Putnam County Bureau of Emergency Services and the Fire Advisory Board recommends that Plan Participants comply with the standards set forth by the National Fire Protection Association (NFPA); The Occupational Safety and Health Administration (OSHA); The NYS Public Employees Safety and Health (PESH). The Bureau strives to align County Training Standards with that of the NYS Division of Homeland Security and Emergency Services; The Office of Fire Prevention and Control; The NYS Department of Health Bureau of Emergency Medical Services; The New York State Fire Chiefs Association; The Firemen's Association of the State of New York; The County Fire Coordinators' Association and The Fire Districts Association of the State of New York. Collectively they have developed recommended minimum training standards based on firefighter and Incident Commander/Fire Officer tasks or positions to provide guidance and promote best practices for firefighter training and education in the State of New York.

These Best Practices are applicable to all firefighters / EMS and other First Responders assigned to the tasks or positions listed above, including probationary firefighters appointed pursuant to section 58-a of the Civil Service Law who have not yet completed a certified basic fire training program, of which meets the requirements of 19 NYCRR Part 426. These best practices shall not limit the Authority Having Jurisdiction (AHJ) from establishing training requirements which exceed the recommended minimum standards. These best practices shall also include recommendations for the medical qualification of firefighters, annual in-service training, and additional training for fire officers beyond the company officer or first-line supervisory level. Guidance regarding the applicable OSHA-PESH standard requirements for firefighters is included and cross referenced where appropriate.

1. Type and Extent of Training:

- a. The State Fire Training Program or County Fire Training Program shall be the standard in Putnam County. The more restrictive standards shall take precedence as determined by the Commissioner and the Putnam County Fire Advisory Board.
- b. The Bureau of Emergency Services is currently registered as a Program Sponsor and is approved to offer Basic Life Support courses from the New York State Department of Health as follows:
  - Certified First Responder (CFR) Original
  - Certified First Responder (CFR) refresher
  - Emergency Medical Technician original
  - Emergency Medical Technician Refresher

It is recommended that the chosen training program be composed of both the educational content as well as competency verification for the expected firefighter assigned duties as suggested in the best practices document.

**Exterior Firefighter:** Establishes the minimum requirements consistent with the basic exterior functions for those firefighters assigned to tasks outside an Immediately Dangerous to Life or Health (IDLH) atmosphere.

\*Completion of the following NYS DHSES OFPC courses will meet these recommended minimums: NYS Basic Exterior Firefighter Operations course or equivalent, NYS Hazardous Materials First Responder Operations course, National Incident Management System (NIMS) I-700 and I-100 courses, and basic first aid/CPR.

**Interior Structural Firefighter:** Establishes the minimum recommended training consistent with NFPA 1001 Firefighter I level for those firefighters assigned to interior structural firefighting tasks. \*Completion of the following NYS DHSES OFPC courses will meet the recommended minimums: NYS Firefighter I course or equivalent, National Incident Management System (NIMS) I-700 and I-100 courses, and basic first aid/CPR.

**Apparatus Operator:** Establishes the minimum recommended training for operators of any fire department vehicle. These minimums are consistent with the general requirements of Chapter 4 of NFPA 1002 Standard for Fire Apparatus Driver/Operator Professional Qualifications and can be met with completion of the NYS Apparatus Operator: Emergency Vehicle Operation course or equivalent and local training specific to the apparatus or vehicle to be operated. It is recommended that Apparatus Operators also complete the training indicated for Exterior Firefighter, i.e. NYS Hazardous Materials First Responder Operations course, National Incident Management System (NIMS) I-700 and I-100 courses, and basic first aid/CPR.

**Fire Officer/Incident Commander:** Establishes the requirements of NFPA 1021 Standard for Fire Officer Professional Qualifications, Chapter 4 Fire Officer I, sections 4.2 through 4.7, as the minimum recommended training for any fire officer. Completion of the NYS Fire Officer I (NFPA 1021 2009) course or equivalent meets these recommended minimums. It is recommended, where practical, that fire officers comply with the requirements of NFPA 1021 Fire Officer I, including achieving a minimum of ICS 300 certification.

**Annual Refresher Training:** For compliance with pertinent OSHA Standards as required in the NYS Public Employee Safety and Health Act please refer to the NYS PESH document Firefighter Annual Refresher Training Guidance. The intent of this document is to define the pertinent OSHA/PESH requirements which require annual refresher training designed to maintain proficient firefighter knowledge, skills and abilities in accordance with 29 CFR 1910.156(c)(2) and increase overall firefighter safety in accordance with other applicable OSHA/PESH standards.

**Fire Police Officer:** To be designated as a Fire Police Officer, members must be appointed as a Fire Police Officer by home department and have successfully completed The NYS Fire Police Course; The NYS Hazardous Materials First Response Operations Course; The National Incident Management Systems (NIMS) I-700 and I-100 Course(s); as well as completion of a recognized Basic First Aid/CPR Training.

These best practices are available here:

[www.dhSES.ny.gov/ofpc/training/documents/training-best-practices.pdf](http://www.dhSES.ny.gov/ofpc/training/documents/training-best-practices.pdf)

The Firefighter Annual Refresher Training Guidance is available here:

[www.dhSES.ny.gov/ofpc/training/documents/fire-dept-annual-refresher.pdf](http://www.dhSES.ny.gov/ofpc/training/documents/fire-dept-annual-refresher.pdf)

#### **A. EMS Summary**

The minimum level of training for an EMS agency officer—shall be successful completion of the NYS EMT Basic Course as well as NYS Hazardous Materials First Responder Operations course, National Incident Management System Certification at least to the level of ICS-200.

It is the County recommendation that a Chief Officer or Ambulance Corps Captain (Command Officer or individual Ambulance Corps equivalent title), must successfully complete NIMS/ICS at least to the level of ICS-300.

## **Y. Countywide Accountability System**

The following Accountability Procedures shall be implemented when personnel are operating at any large or complex emergency scenes or events in Putnam County. For the purposes of this plan the following scene exposure designation shall be utilized.

SIDE A  
(Front) – Address Side  
SIDE B  
(Left side when standing facing front)  
SIDE C  
(Rear)  
SIDE D  
(Right side when standing facing front)

### **1. Scene - ID Accountability Cards:**

Putnam County Emergency Services Personnel (Fire & EMS & Special Teams) will each be issued two (2) identification/accountability cards by the Bureau of Emergency Services upon submission of appropriate information on Designated Form(s) signed by the Fire Chief, Ambulance Captain or Special Team Leader. Each card will have the individuals department name, picture, name, number and rank printed on the front. The Chief /Captain/Team Leader is responsible for the accuracy of the information submitted to the Bureau for the production of the accountability tags.

Cards shall be color coded in the following fashion.

INTERIOR TRAINED PERSONNEL cards will be YELLOW

EXTERIOR PERSONNEL cards will be WHITE

NYS EMT'S cards will have a BLUE stripe on the BOTTOM

NYS CFR's and those members with CPR will have a GREEN stripe on the BOTTOM.

### **2. Arrival On Scene:**

All arriving apparatus officers, and officers on mutual aid apparatus are to check in with the IC /or Staging Officer (if one has been designated) and leave ONE (1) ID card for each of their members with the IC/ or Staging Officer. Individuals arriving in privately owned vehicles (POV) should report to their apparatus/officer and give him/her one of their ID card to give to the IC/Staging Officer\*. The 2<sup>nd</sup> card should remain with the individual firefighter/Team Member or EMS personnel at all times for accountability purposes.

\*it is **NOT** recommended that personnel respond to mutual aid requests in a privately owned vehicle. Rather, it is recommended that personnel report to their firehouse and respond on their apparatus.



## **Z. County Special Teams & Department Unique Resources:**

A. The Bureau of Emergency Services staffs, equips, trains, and administers the following special teams:

1. Fire Investigation Team (FIT)
2. Hazmat Response Team (HMRT)
3. Fire Police Response Team (FPRT)
4. Command & Communications Team
5. Technical Rescue Team (Presently being developed)

A Special Team response may be requested through Putnam 911 by the Incident Commander or appropriate Fire or EMS Department official. Police agencies requesting a Team shall contact the corresponding Fire Department through the Putnam County 911 Center. Notification will be made to all Emergency Services Coordinators of any request for Special Team activation.

B. Individual Putnam Fire Departments staff, equip and train specialized response teams.

1. Mahopac Falls Fire – Dive Team
2. Putnam Valley Fire – FAST Team

## **ZZ. Firefighter Assist Search Team (FAST) Rapid Intervention Team (RIT)-Entry Team**

A. Background/Mission:

Recognizing that the first responsibility of any Incident Commander is the safety of the firefighting forces and based on the provisions outlined in NFPA 1500 and NFPA 1561, the following is recommended for Chief Officers or IC's in Putnam County.

Many times, a true FAST team cannot be assembled to respond, or it may have a delayed response due to distance traveled. These facts however, do not diminish the Chief or IC's responsibility to assure that a resource is on scene to mobilize in the event there is an injured or trapped firefighter needing rescue.

Accordingly, the Chief or IC should, **at the earliest possible point in an alarm identify, stage, and dedicate a group of equipped interior firefighters whose sole purpose is to rapidly enter and assist injured or trapped firefighters.** Ideally, this team of firefighters is in place prior to launching an interior attack.

*Equipment:* A FAST, RIT, or entry team of firefighters should be equipped with the following tools to serve as an effective entry team to rescue injured or trapped firefighters.

- Halligan Hook
- Pike Pole
- Forcible Entry Tools, (Rabbit Tool / Axe / Halligan)
- Life Rope (Personal Escape Rope Pak)
- Search Rope
- 4 Hand Lights
- Two Safety Belts (Harness)
- SCBA with PASS
- Full PPE
- Portable Multi- Frequency Radios
- Thermal Imaging Camera

Upon assignment to this role by a Chief or IC, the group will gather as much information as possible about the structure all the time being aware that it is necessary to remain at the CP and **Intact** as a unit. The Chief or IC must be aware of the EMS Units on scene and may request additional EMS resources.

The Chief or IC shall not assign the FAST, RIT or entry team to any other duties unless absolutely essential. If the Chief or IC deems it necessary to use the group for other duties, he /she or the on scene Battalion shall contact Putnam 911 and request that another group be assigned to the incident to assume those roles and responsibilities.

Anytime a FAST, RIT or entry team is used at the scene; all firefighting operations should be assigned to supporting that operation.

## 2. LOST OR TRAPPED FIREFIGHTER ACTION PLAN:

### A. Firefighter declared lost/trapped:

When a firefighter(s) is discovered to be unaccounted for or trapped, notification shall be made to the IC. The IC shall activate the FAST or in the absence of a FAST, assign other fire-fighting resources to commence search and rescue. The IC or on scene Battalion shall contact Putnam 911 to alert them that a firefighter(s) is unaccounted for or trapped. Putnam 911 shall sound the "alert tone" followed by a transmission that a MAYDAY has been declared for an unaccounted for or trapped firefighter(s). All transmissions on fire ground operations channel will cease, with the exception of the Incident Commander or Battalion and FAST.

The IC shall be notified as soon as the missing or trapped firefighter(s) has been located and rescued. Once confirmed, the IC or on scene Battalion shall radio Putnam 911 to alert them that the missing or trapped firefighter(s) has been located and rescued. Putnam 911 shall sound the alert tone and broadcast that the missing or trapped firefighter(s) have been located and rescued.

## B. Communications Terminology:

Use of the terms "MAYDAY" and "URGENT" shall ONLY be used in immediate life/safety situations. Whenever the terms "MAYDAY" or "URGENT" are transmitted, all other radio traffic shall cease except the communications between the person initiating the emergency transmission and the Incident Commander or FAST.

Whenever a structure or area is evacuated and/or whenever a FAST is assigned a rescue task and/or whenever a "MAYDAY" transmission has been broadcast, the IC shall order an immediate role call/accountability review to assure all personnel are accounted for. The IC or on scene Battalion shall report that status to Putnam 911. "MAYDAY" transmissions shall have priority over "Urgent" messages.

MAYDAY shall be used only for;

1. Imminent collapse feared

Any member becoming aware of imminent collapse shall report that condition to the incident commander in the following format:

"Command this is 23-21 Officer with a MAYDAY." Upon acknowledgment from Command, 2321 Officer, reports "Collapse Imminent". Reporting member shall give the specific location as best as possible and the Chief/IC shall order all members from the structure. The Chief/IC shall order an immediate role call/accountability review to assure all personnel are accounted for.

2. Structural Collapse\* has occurred. Any member may report the collapse and give the specific location as best as possible.

3. Missing Member. If an Officer has lost contact with a member under his supervision or any crew has lost contact with one of its members a "MAYDAY Member missing!" transmission shall be broadcast to the IC. The reporting member should include the last known location of the missing member(s) in the transmission.

4. Member is unconscious or severely injured. If a firefighter(s) is discovered to be unconscious or severely injured a "MAYDAY Member injured!" transmission shall be broadcast to the Chief/IC. The reporting member should include the location of the injured member(s) in the transmission.

\* The term "Collapse" shall only be used to indicate a building collapse. It shall not be used to report the collapse of a member or civilian.

URGENT shall be used only for;

1. "Urgent" shall be used only when a member needs to gain control of the communication network. Example: "Command, this is 2321, Urgent". After acknowledgment by Command- 2321 reports fire conditions deteriorating rapidly
- or
2. trapped occupants or a member down. (Not life threatening)"Urgent" may also be used to have members back out of a structure or area to initiate outside attacks only.

Note:

The recognized method to notify all fire scene personnel of an order to evacuate the fire building shall be THREE LONG BLASTS OF AN AIR HORN on a piece of apparatus in close proximity to the fire building.

It is imperative that in all cases when a "MAYDAY" and/or "URGENT" transmission is broadcast that the IC orders that an accurate personnel accountability (Roll Call of members on scene) be conducted to insure that all personnel are accounted for.

***Attachment "A"***

**Inventory/Distribution of Plan (Controlled Copies)**

Location and numbering of Controlled Copies\* the Putnam County Mutual Aid Plan:

Location/Person	Plan Number(#)
County Communications Center (Putnam 911)	
Commissioner	
Each Deputy Commissioner	
Each Emergency Services Coordinator	
Clerk, Putnam County Board of Legislators	
Putnam County Attorney	
NYS State Office of Fire Prevention and Control	
Each County Fire Department/Ambulance Corps	Uncontrolled Copies

\*copies shall be distributed via compact disc

***Attachment "B"***

**Resolution by Municipality or Fire District Having Jurisdiction Adopting Mutual Aid Plan**

\_\_\_\_\_ offered the following resolution and moved for its adoption:

**RESOLVED**, that \_\_\_\_\_ approves participation  
(Agency Having Jurisdiction)  
by the \_\_\_\_\_ in the  
(Name of Fire Agency)

Putnam County Mutual Aid Plan ("Plan"), as amended from time to time, and further certifies to Putnam County, through its Commissioner of Emergency Services, that it shall comply with the provisions of the Plan; and be it further

**RESOLVED**, that there are no resolutions in effect that restrict outside service and training by named Fire Agency; and be it further

**RESOLVED** that there are currently no limitations, conditions or restrictions on the Fire Agency from providing prompt assistance, and the Commissioner of Emergency Services shall be notified in writing if any such limitations are imposed subsequent to the adoption of this Resolution; and be it further

**RESOLVED**, that the named Fire Agency shall respond to all calls for assistance from another Fire Agency through the Putnam County 911 center; and be it further

**RESOLVED**, that the \_\_\_\_\_ hereby  
acknowledges and \_\_\_\_\_ (Agency Having Jurisdiction)  
accepts its financial responsibility pursuant to applicable law; and be it further

**RESOLVED**, that a copy of this resolution shall be filed with the Putnam County Commissioner of Emergency Services.  
Associated Laws and Legislation

***Attachment "C"***

**Resolution Adopting the Mutual Aid Plan by the Municipality or Body Having EMS  
Jurisdiction within the Community**

Mr./Mrs./Ms. \_\_\_\_\_ offered the following resolution and moved its adoption.

RESOLVED that \_\_\_\_\_ (name of Municipality or Body having jurisdiction for EMS within the community) elects to participate in the Putnam County Mutual Aid Plan, and will agree to recognize a call for assistance through the Putnam 911 Center and will comply with the provisions of such plan as now in force and as amended from time to time, and certified by the Putnam County EMS Council through the County EMS and Emergency Service Coordinators and that no restrictions exists against "outside service" by such EMS agency/provider named herein within the meaning of section 209 of the General Municipal Law which would affect the power of such EMS agency/provider to participate in such plan.

And be it further resolved that a copy of this resolution be filed with the Commissioner of the Bureau of Emergency Services.

Mr./Mrs./Miss \_\_\_\_\_ seconded the resolution.

**Voted:** In Favor \_\_\_\_\_ Opposed \_\_\_\_\_ Not Voting \_\_\_\_\_

**Carried:** Yes \_\_\_\_\_ No \_\_\_\_\_ **Date:** \_\_\_\_\_

This resolution supersedes all previous resolutions Effective Date: \_\_\_\_\_

***Attachment "D"***

**Resolution by State or Federal Agency**

The \_\_\_\_\_ agrees to  
participate

In the Putnam County Mutual Aid Plan, as amended from time to time, and as allowed by  
Section

\_\_\_\_\_ of the

\_\_\_\_\_ Law (indicate law authorizing such participation). This named entity/institution will cooperate  
with

The development and operation of plans for Mutual Aid in cases of fire or other emergencies  
and furnish

Aid to jurisdictions and geographical areas surrounding the facility as may be practical.

\_\_\_\_\_  
(Date)

\_\_\_\_\_  
(Authorized Signature)

\_\_\_\_\_  
(Title)



***Attachment "E"***

**Resolution for Specialized Teams;**

\_\_\_\_\_ offered the following resolution and moved for its adoption:

**RESOLVED**, that \_\_\_\_\_ approves participation  
(Agency Having Jurisdiction)

by the

\_\_\_\_\_  
(Name of Fire Agency)

for

\_\_\_\_\_  
(Name of Emergency Service personnel)  
to participate on a Putnam County Specialized Team.

By resolution, after a public hearing the governing body of each county, city and town is authorized, respectively, to establish, maintain and supervise municipal-wide and inter-municipal specialized teams.  
and be it further

**RESOLVED**, that there are no resolutions in effect that restrict outside service and training by named Emergency Service personnel; and be it further

**RESOLVED** that there are currently no limitations, conditions or restrictions on the Emergency Service Personnel from providing prompt assistance, and the Commissioner of Emergency Services shall be notified in writing if any such limitations are imposed subsequent to the adoption of this Resolution; and be it further

**RESOLVED**, that the named Emergency Service Personnel shall respond to all calls for assistance from another Fire Agency through the Putnam County 911 center; and be it further

**RESOLVED**, that Municipalities and organizations that insure volunteer firefighters, volunteer ambulance workers or municipal employees, as the term "employee" is defined under section eighteen of the public officer's law, may extend such insurance coverage to members of a specialized team by resolution; and be it further

**RESOLVED**, that a copy of this resolution shall be filed with the Putnam County Commissioner of Emergency Services.

## **Attachment “F”**

### **Putnam County Fire Departments.**

40001	Brewster	40007	Mahopac
40002	Carmel	40008	Mahopac Falls
40003	Cold Spring	40012	Putnam Valley
40004	Continental Village	40013	North Highlands
40005	Garrison	40010	Patterson
40014	Kent	40011	Putnam Lake
40006	Lake Carmel		

### **Putnam County Ambulance Corps: (NYSDOH Provider Numbers)**

Carmel Ambulance Corps	3912
Garrison Ambulance Corps	3919
Putnam Valley Ambulance Corps	3918
Philipstown Ambulance Corps	3916
Town of Patterson EMS	6261
EMStar	5965

The following entities may also receive aid and support under this plan:

Putnam Hospital Center  
Putnam County Correctional Facility  
MTA/Metro-North Railroad

Department Base Stations:

Bureau of Emergency Services	PUTNAM 911	KED 862
Brewster	Brewster Base	KDJ 401
Carmel	Carmel Base	KUI 644
Cold Spring	Cold Spring Base	WYC 502
Continental Village	Cont. Village Base	KLI 363
Garrison	Garrison Base	KWJ 229
Kent	Kent Base	WSB 916
Lake Carmel	Lake Carmel Base	KUG 794
Mahopac	Mahopac Base	KLM 606
Mahopac Falls	Mahopac Falls Base	KJN 785
North Highlands	North Highlands Base	KTH 691
Patterson	Patterson Base	KTR 605
Putnam Lake	Putnam Lake	KVZ 474
Putnam Valley	Putnam Valley	KCP 618 (Sta. 1)
Putnam Valley Ambulance		WPWP237
Carmel Vol Ambulance		WQOM638
Philipstown Vol Ambulance	High Band	WQDF518
	Low Band	WQPZ477
Garrison Volunteer Ambulance	High Band	WNPA788
Garrison Volunteer Ambulance	Low Band	WPYH595

Attachment "H"

Putnam County Battalions

<u>Battalion</u>	<u>Name /Expiration</u>	<u>Departments</u>
Battalion 12	Ron Davies 12/19	Brewster FD Putnam Lake FD Patterson FD
Battalion 13	James Gagliardo 12/19	East Side Back-Up
Battalion 14	Vacant	
Battalion 15	Doug Casey 12/19	Kent FD Lake Carmel FD Carmel FD Carmel VAC
Battalion 16	George Wahlers 12/19	Mahopac FD Mahopac Falls FD
Battalion 17	Lou Luongo 12/19	Putnam Valley FD Putnam Valley VAC
Battalion 18	Shawn Keeler 12/19	West Side Back-Up
Battalion 19	Ralph Falloon	Cold Spring FD North Highland FD Continental Village FD Garrison FD Garrison VAC Philipstown VAC

**Resolution by Municipality or Fire District Having Jurisdiction Adopting Mutual Aid Plan**

\_\_\_\_\_ offered the following resolution and moved for its adoption:

**RESOLVED**, that \_\_\_\_\_ approves participation  
(Agency Having Jurisdiction)  
by the \_\_\_\_\_ in the  
(Name of Fire Agency)

Putnam County Mutual Aid Plan ("Plan"), as amended from time to time, and further certifies to Putnam County, through its Commissioner of Emergency Services, that it shall comply with the provisions of the Plan; and be it further

**RESOLVED**, that there are no resolutions in effect that restrict outside service and training by named Fire Agency; and be it further

**RESOLVED** that there are currently no limitations, conditions or restrictions on the Fire Agency from providing prompt assistance, and the Commissioner of Emergency Services shall be notified in writing if any such limitations are imposed subsequent to the adoption of this Resolution; and be it further

**RESOLVED**, that the named Fire Agency shall respond to all calls for assistance from another Fire Agency through the Putnam County 911 center; and be it further

**RESOLVED**, that the \_\_\_\_\_ hereby  
acknowledges and (Agency Having Jurisdiction)  
accepts its financial responsibility pursuant to applicable law; and be it further

**RESOLVED**, that a copy of this resolution shall be filed with the Putnam County Commissioner of Emergency Services.  
Associated Laws and Legislation

**TOWN OF CARMEL**  
**BUDGET REVISIONS SEPTEMBER-OCTOBER 2017 - #2017/06**

BUDGET REVISION NUMBER	ACCOUNT	ACCOUNT TITLE & TRANSFER DESCRIPTION		INCREASE USES & SOURCES	DECREASE USES & SOURCES
<b>GENERAL FUND</b>					
1	100.1940.0020	PURCHASE OF LAND/CAPITAL OUTLAY		100,000.00	
	100.1989.9878	<b>FUND BALANCE FOR CAPITAL PROJECTS</b>	*	<b>100,000.00</b>	
		- PROVIDE FOR THE DEPOSIT FOR PURCHASE OF LAND			
2	100.3120.0012	POLICE STAFF OVERTIME		78,147.00	
	100.3120.0011	POLICE PERSONNEL SERVICES - UNIFORM			50,000.00
	100.1989.2680	<b>INSURANCE RECOVERY - PAYROLL</b>	*	<b>28,147.00</b>	
		- PROVIDE FOR POLICE OVERTIME EXPENSE FROM WORKERS COMP REVENUE RECEIVED			
3	100.7310.0045	YOUTH SELF SUSTAIN PROGRAM		15,000.00	
	100.1989.2050	<b>PARK SELF SUSTAINING FEES</b>	*	<b>15,000.00</b>	
		- PROVIDE FOR RECREATION SELF SUSTAINING PROGRAMS			
4	100.1670.0045	CENTRAL ADVERTISING EXPENSES		1,000.00	
	100.1670.0040	CENTRAL PRINTING EXPENSES			1,000.00
		- TRANSFER FOR CENTRAL ADVERTISING EXPENSES			
5	100.3120.0044	POLICE LEGAL COUNSEL		18,500.00	
	100.3120.0010	POLICE PERSONNEL SERVICES - NON UNIFORM			18,500.00
		- TRANSFER FOR SETTLEMENT AGREEMENT OF REIMBURSEMENT			
		TRAINING COSTS FOR POLICE OFFICER			
6	100.3310.0012	SIGN CONTROL OVERTIME		1,500.00	
	100.3310.0080	EMPLOYEE RETIREMENT			1,500.00
		- TRANSFER FOR SIGN CONTROL OVERTIME			
7	100.5010.0046	HIGHWAY ADMIN CONTRACTS		300.00	
	100.5010.0047	HIGHWAY ADMIN TRAINING EXPENSES			300.00
		- TRANSFER FOR HIGHWAY ADMIN CONTRACTS			
8	100.5132.0040	HIGHWAY GARAGE CONTRACTUAL EXPENSES		1,000.00	
	100.8090.0080	EMPLOYEE RETIREMENT			1,000.00
		- TRANSFER FOR HIGHWAY GARAGE CONTRACTUAL EXPENSES			
9	100.7020.0012	RECREATION ADMIN STAFF OVERTIME		1,300.00	
	100.7020.0040	RECREATION ADMIN CONTRACTUAL EXPENSES		2,400.00	
	100.7110.0013	PARK MAINTENANCE TEMPORARY STAFF		4,500.00	
	100.7110.0020	PARK MAINTENANCE EQUIPMENT		1,000.00	
	100.7110.0040	PARK CONTRACTUAL EXPENSES		5,000.00	
	100.7113.0040	CHAMBER PARK CONTRACTUAL EXPENSES		100.00	
	100.7140.0013	PLAYGROUND AND RECREATION TEMPORARY STAFF		700.00	
	100.7020.0080	RECREATION ADMIN EMPLOYEE BENEFITS			1,300.00
	100.7020.0086	RETIREE'S HEALTH INSURANCE			2,400.00
	100.7110.0045	PARK MAINTENANCE CONTRACT			4,500.00
	100.7110.0080	PARK EMPLOYEE BENEFITS			2,000.00
	100.7110.0086	RETIREE'S HEALTH INSURANCE			2,000.00
	100.7112.0045	MCDONOUGH FIELDS PARK IMPROVEMENTS			2,000.00
	100.7140.0080	PLAYGROUND EMPLOYEE BENEFITS			800.00
		- TRANSFER FOR MISC RECREATION EXPENSES			
<b>HIGHWAY FUND</b>					
10	500.5110.0018	HIGHWAY DIFFERENTIAL COMPENSATION		2,000.00	
	500.5110.0013	GENERAL REPAIR TEMPORARY LABOR			2,000.00
		- TRANSFER FOR HIGHWAY DIFFERENTIAL COMPENSATION			
11	500.5130.0040	MACHINERY REPAIR EXPENSES		30,000.00	
	500.5110.0083	WORKERS COMPENSATION INSURANCE			15,000.00
	500.5110.0084	HEALTH INSURANCE			15,000.00
		- TRANSFER FOR MACHINERY REPAIR EXPENSES			

**TOWN OF CARMEL**  
**BUDGET REVISIONS SEPTEMBER-OCTOBER 2017 - #2017/06**

BUDGET REVISION NUMBER	ACCOUNT	ACCOUNT TITLE & TRANSFER DESCRIPTION	INCREASE USES & SOURCES	DECREASE USES & SOURCES
	<b>LAKE CASSE PARK DISTRICT</b>			
12	401.7140.0013	TEMPORARY LABOR	3,350.00	
	401.7140.0040	CONTRACTUAL EXPENSES	500.00	
	401.7140.0042	UTILITIES EXPENSES	3,500.00	
	401.7140.0048	OTHER EXPENDITURES	200.00	
	401.7140.0082	SOCIAL SECURITY	250.00	
	401.7140.0099	REPAIR RESERVE FUND		2,800.00
	<b>401.7140.9909</b>	<b>APPROPRIATED FUND BALANCE</b>	<b>5,000.00</b>	
		- PROVIDE AND TRANSFER FOR MISC LAKE CASSE EXPENSES		
	<b>LAKE MAHOPAC PARK DISTRICT</b>			
13	402.7110.0040	CONTRACTUAL EXPENSES	500.00	
	402.7110.0048	OTHER EXPENDITURES	1,500.00	
	402.7110.0099	REPAIR RESERVE FUND		2,000.00
		- TRANSFER FOR MISC LAKE MAHOPAC EXPENSES		
	<b>LAKE SECOR PARK DISTRICT</b>			
14	404.7140.0013	TEMPORARY LABOR	150.00	
	404.7140.0040	CONTRACTUAL EXPENSES	750.00	
	404.7140.0042	UTILITIES EXPENSES	500.00	
	404.7140.0046	CONTRACTUAL RENTALS	100.00	
	404.7140.0082	SOCIAL SECURITY	100.00	
	404.7140.0099	REPAIR RESERVE FUND		1,600.00
		- TRANSFER FOR MISC LAKE SECOR EXPENSES		
	<b>CARMEL WATER DISTRICT #8</b>			
15	608.8310.0047	EMERGENCY REPAIRS	30,000.00	
	608.8310.0040	CONTRACTUAL REPAIRS		10,000.00
	608.8310.0090	CONTINGENCY		10,000.00
	608.8310.0099	REPAIR RESERVE FUND		10,000.00
		- TRANSFER FOR EMERGENCY REPAIRS		
	<b>CARMEL WATER DISTRICT #10</b>			
16	610.8310.0047	EMERGENCY REPAIRS	13,500.00	
	610.8310.0090	CONTINGENCY		8,000.00
	610.8310.0099	REPAIR RESERVE FUND		5,500.00
		- TRANSFER FOR EMERGENCY REPAIRS		
	<b>CARMEL WATER DISTRICT #13</b>			
17	613.8310.0047	EMERGENCY REPAIRS	3,000.00	
	613.8310.0099	REPAIR RESERVE FUND		3,000.00
		- TRANSFER FOR EMERGENCY REPAIRS		
	<b>CARMEL SEWER DISTRICT #4</b>			
18	704.8130.0040	CONTRACTUAL REPAIRS	7,500.00	
	704.8130.0099	REPAIR RESERVE FUND		7,500.00
		- TRANSFER FOR CONTRACTUAL REPAIRS		
	<b>CARMEL SEWER DISTRICT #5</b>			
19	705.8130.0044	ENGINEERING SERVICES	8,000.00	
	705.8130.0099	REPAIR RESERVE FUND		8,000.00
		- TRANSFER FOR ENGINEERING SERVICES		
	<b>GENERAL DEBT FUND</b>			
20	810.9730.0061	BAN PRINCIPAL - DRAINAGE	200,000.00	
	<b>810.1989.9909</b>	<b>APPROPRIATED FUND BALANCE</b>	<b>200,000.00</b>	
		- PROVIDE FOR BAN PRINCIPAL PAYMENT		

**TOWN OF CARMEL**  
**BUDGET REVISIONS SEPTEMBER-OCTOBER 2017 - #2017/06**

BUDGET REVISION NUMBER	ACCOUNT	ACCOUNT TITLE & TRANSFER DESCRIPTION		INCREASE USES & SOURCES	DECREASE USES & SOURCES
<b>HIGHWAY DEBT FUND</b>					
21	850.9730.0060	BAN PRINCIPAL - ROADS		205,000.00	
	850.9730.0070	BAN INTEREST - ROADS		21,005.00	
	850.9730.0061	BAN PRINCIPAL - MACHINERY			25,000.00
	850.9730.0071	BAN INTEREST - MACHINERY			5,000.00
	850.5010.9909	APPROPRIATED FUND BALANCE	*	196,005.00	
		- PROVIDE/TRANSFER FOR BAN PRINCIPAL/INTEREST PAYMENT			
<b>LONG POND ROAD IMPROVEMENT DISTRICT</b>					
22	856.9730.0070	BAN INTEREST		14,470.00	
	856.5010.9909	APPROPRIATED FUND BALANCE	*	14,470.00	
		- PROVIDE FOR BAN INTEREST PAYMENT			
<b>CARMEL SEWER DISTRICT #1 DEBT FUND</b>					
23	871.9730.0070	BAN INTEREST		18,251.00	
	871.9901.0099	TRANSFER TO OTHER FUNDS			5,000.00
	871.8130.9909	APPROPRIATED FUND BALANCE	*	13,251.00	
		- PROVIDE FOR BAN INTEREST PAYMENT			
<b>CARMEL SEWER DISTRICT #3 DEBT FUND</b>					
24	873.9730.0070	BAN INTEREST		4,065.00	
	873.9901.0099	TRANSFER TO OTHER FUNDS			510.00
	873.8130.1081	MONEY IN LIEU OF TAXES	*	155.00	
	873.8130.9909	APPROPRIATED FUND BALANCE	*	3,400.00	
		- PROVIDE/TRANSFER FOR BAN INTEREST PAYMENT			
<b>CARMEL SEWER DISTRICT #7 DEBT FUND</b>					
25	877.9730.0060	BAN PRINCIPAL		90,000.00	
	877.9730.0070	BAN INTEREST		1,000.00	
	877.8130.5030	TRANSFER FROM CAPITAL FUND	*	90,000.00	
	877.8130.9909	APPROPRIATED FUND BALANCE	*	1,000.00	
		- PROVIDE/TRANSFER FOR BAN INTEREST PAYMENT			
<b>CARMEL SEWER DISTRICT #7 CAPITAL FUND</b>					
26	977.8130.0099	TRANSFER TO DEBT FUND		90,422.00	
	977.8130.2681	INSURANCE RECOVERY - ASSET	*	90,422.00	
		- PROVIDE FOR TRANSFER TO DEBT FUND			



**TOWN OF CARMEL**  
**BUDGET REVISIONS SEPTEMBER-OCTOBER 2017 - #2017/06**

ACCOUNT #	ACCOUNT DESCRIPTION	ORIGINAL BUDGET	ADJUSTED BUDGET	YTD ACTUAL EXPENDED	YTD UNEXPENDED BALANCE	YTD ENCUMBERED	YTD AVAILABLE BALANCE	BUDGET ADJUSTMENT	NET BUDGET BALANCE	BUDGET REVISION #
<b>GENERAL FUND</b>										
100.1010.0010	TOWN BOARD PERSONAL SERV	81,755.00	81,755.00	69,177.68	12,577.32	0.00	12,577.32		12,577.32	
100.1010.0011	TOWN BOARD STAFF PERS SVC	8,486.00	8,486.00	7,180.80	1,305.20	0.00	1,305.20		1,305.20	
100.1010.0016	TOWN BOARD RESERVE COMP	207,755.00	2,731.00	0.00	2,731.00	0.00	2,731.00		2,731.00	
100.1010.0040	TOWN BD CONTRACT EXPENSE	2,000.00	2,000.00	558.34	1,441.66	0.00	1,441.66		1,441.66	
100.1010.0041	TOWN BOARD EXPENSE-S.M.	1,000.00	1,000.00	0.00	1,000.00	0.00	1,000.00		1,000.00	
100.1010.0042	TOWN BOARD EXPENSE-J.L.	1,000.00	1,000.00	36.75	963.25	0.00	963.25		963.25	
100.1010.0043	TOWN BOARD EXPENSE-J.S.	1,000.00	1,000.00	0.00	1,000.00	0.00	1,000.00		1,000.00	
100.1010.0044	TOWN BOARD EXPENSE F.L.	1,000.00	1,000.00	36.75	963.25	0.00	963.25		963.25	
100.1010.0045	TOWN BOARD RECORDING SVCE	20,000.00	20,000.00	12,966.85	7,033.15	4,312.50	2,720.65		2,720.65	
100.1010.0046	BOARD CONSULTING SERVICES	35,000.00	40,239.50	12,000.00	28,239.50	5,239.50	23,000.00		23,000.00	
100.1010.0080	TN BOARD EMPLOYEE BENEFIT	114,000.00	114,000.00	99,978.51	14,021.49	0.00	14,021.49		14,021.49	
100.1010.0086	RETIRES HEALTH INSURANCE	18,000.00	18,000.00	12,260.93	5,739.07	0.00	5,739.07		5,739.07	
100.1110.0010	JUSTICE PERSONAL SERVICES	83,406.00	83,406.00	70,573.80	12,832.20	0.00	12,832.20		12,832.20	
100.1110.0011	JUSTICE STAFF PERS.SERVS	213,985.00	213,985.00	181,062.42	32,922.58	0.00	32,922.58		32,922.58	
100.1110.0012	JUSTICE COURT OVERTIME	16,000.00	16,000.00	14,305.40	1,694.60	0.00	1,694.60		1,694.60	
100.1110.0014	JUSTICE STAFF LONGEVITY	9,600.00	9,600.00	7,100.00	2,500.00	0.00	2,500.00		2,500.00	
100.1110.0019	JUSTICE COURT OTHER	10,000.00	10,000.00	10,000.00	0.00	0.00	0.00		0.00	
100.1110.0020	JUSTICE COURT EQUIPMENT	3,000.00	1,000.00	34.00	966.00	0.00	966.00		966.00	
100.1110.0040	JUSTICE OFFICE EXPENSE	6,000.00	8,000.00	6,776.00	1,224.00	187.38	1,036.62		1,036.62	
100.1110.0044	JUSTICE RECORDER SERVICES	1,000.00	1,000.00	0.00	1,000.00	0.00	1,000.00		1,000.00	
100.1110.0045	JUSTICE TICKET SERVICE	3,000.00	3,000.00	1,811.42	1,188.58	188.58	1,000.00		1,000.00	
100.1110.0046	JUSTICE INTERPRETING SERV	6,000.00	6,000.00	4,670.00	1,330.00	645.00	685.00		685.00	
100.1110.0047	JUST. TRAINING EXPENSES	3,000.00	3,000.00	1,106.68	1,893.32	880.00	1,013.32		1,013.32	
100.1110.0080	COURT EMPLOYEE BENEFITS	196,000.00	196,000.00	174,150.30	21,849.70	0.00	21,849.70		21,849.70	
100.1110.0086	RETIRES HEALTH INSURANCE	43,000.00	43,000.00	26,342.17	16,657.83	0.00	16,657.83		16,657.83	
100.1220.0010	SUPERVISOR PERS SERVICE	112,855.00	112,855.00	95,492.32	17,362.68	0.00	17,362.68		17,362.68	
100.1220.0011	SUPERVISOR STAFF PERS SVS	123,465.00	123,465.00	108,701.09	14,763.91	0.00	14,763.91		14,763.91	
100.1220.0012	SUPERVISOR STAFF OVERTIME	100.00	100.00	0.00	100.00	0.00	100.00		100.00	
100.1220.0013	SUPERVISOR-TEMP STAFF	1,000.00	1,000.00	0.00	1,000.00	0.00	1,000.00		1,000.00	
100.1220.0014	SUPERV. STAFF-LONGEVITY	4,800.00	4,800.00	4,800.00	0.00	0.00	0.00		0.00	
100.1220.0019	SUPERVISOR STAFF OTHER	5,000.00	5,000.00	5,000.00	0.00	0.00	0.00		0.00	
100.1220.0040	SUPERVISOR OFFICE EXPENSE	5,000.00	5,008.60	3,986.59	1,022.01	23.46	998.55		998.55	
100.1220.0047	SUPERVISOR'S SEMINAR EXP.	1,500.00	1,500.00	365.00	1,135.00	0.00	1,135.00		1,135.00	
100.1220.0080	SUPRVSR EMPLOYEE BENEFIT	126,000.00	126,000.00	106,348.08	19,651.92	0.00	19,651.92		19,651.92	
100.1220.0086	RETIRES HEALTH INSURANCE	18,000.00	18,000.00	12,260.93	5,739.07	0.00	5,739.07		5,739.07	
100.1310.0040	FINANCIAL ADVISOR EXPENSE	2,500.00	2,500.00	2,500.00	0.00	0.00	0.00		0.00	
100.1315.0010	COMPTROLLER PERS SERVICE	104,853.00	104,853.00	92,952.37	11,900.63	0.00	11,900.63		11,900.63	
100.1315.0011	COMPTROLLER STAFF	112,186.00	112,186.00	94,926.04	17,259.96	0.00	17,259.96		17,259.96	
100.1315.0014	COMPTROLLER STF LONGEVITY	6,700.00	6,700.00	6,700.00	0.00	0.00	0.00		0.00	
100.1315.0019	COMPTROLLER OTHER	5,000.00	5,000.00	5,000.00	0.00	0.00	0.00		0.00	
100.1315.0040	COMPTROLLER OFFICE EXP	2,500.00	2,500.00	1,789.19	710.81	202.95	507.86		507.86	
100.1315.0045	COMPTROLLER MAINT CONTRACT	15,000.00	15,000.00	11,525.10	3,474.90	0.00	3,474.90		3,474.90	
100.1315.0047	COMPTROLLER CONFERENCES	1,800.00	1,800.00	762.31	1,037.69	0.00	1,037.69		1,037.69	
100.1315.0080	COMPTROLLER EMPLOYEE BENEFITS	105,000.00	105,000.00	87,167.10	17,832.90	0.00	17,832.90		17,832.90	
100.1315.0086	RETIRES HEALTH INSURANCE	46,375.00	46,375.00	33,864.26	12,510.74	0.00	12,510.74		12,510.74	
100.1320.0040	AUDIT-CONTRACTUAL EXPENSE	72,500.00	72,500.00	72,500.00	0.00	0.00	0.00		0.00	
100.1320.0044	AUDIT SPECIAL EXPENSE	5,950.00	5,950.00	4,500.00	1,450.00	0.00	1,450.00		1,450.00	
100.1320.0049	AUDIT CAFR EXPENSES	6,700.00	6,700.00	6,685.00	15.00	0.00	15.00		15.00	
100.1330.0010	TAX RECEIVER PERS SERVICE	82,426.00	82,426.00	69,745.28	12,680.72	0.00	12,680.72		12,680.72	
100.1330.0011	TAX RECEIVER STAFF	99,798.00	99,798.00	84,444.36	15,353.64	0.00	15,353.64		15,353.64	
100.1330.0012	OVERTIME	1,000.00	1,000.00	962.97	37.03	0.00	37.03		37.03	
100.1330.0014	TAX RECEIVER-LONGEVITY	2,100.00	2,100.00	2,100.00	0.00	0.00	0.00		0.00	

**TOWN OF CARMEL**  
**BUDGET REVISIONS SEPTEMBER-OCTOBER 2017 - #2017/06**

ACCOUNT #	ACCOUNT DESCRIPTION	ORIGINAL BUDGET	ADJUSTED BUDGET	YTD ACTUAL EXPENDED	YTD UNEXPENDED BALANCE	YTD ENCUMBERED	YTD AVAILABLE BALANCE	BUDGET ADJUSTMENT	NET BUDGET BALANCE	BUDGET REVISION #
100.1330.0040	TAX REC OFFICE EXPENSE	3,000.00	3,413.80	215.73	3,198.07	0.00	3,198.07		3,198.07	
100.1330.0044	TAX REC.TECHNICAL SERVICE	4,650.00	4,650.00	3,570.00	1,080.00	0.00	1,080.00		1,080.00	
100.1330.0048	TAX RECEIVER POSTAGE EXP	16,900.00	16,900.00	8,102.71	8,797.29	0.00	8,797.29		8,797.29	
100.1330.0080	TAX RECEIVER EMP BENEFITS	120,000.00	120,000.00	105,892.08	14,107.92	0.00	14,107.92		14,107.92	
100.1330.0086	RETIREEES HEALTH INSURANCE	15,000.00	15,000.00	9,270.80	5,729.20	0.00	5,729.20		5,729.20	
100.1340.0010	BUDGET OFFICER PERS SERV	3,000.00	3,000.00	2,538.36	461.64	0.00	461.64		461.64	
100.1340.0040	BUDGET CONTRACTUAL EXP	200.00	200.00	0.00	200.00	0.00	200.00		200.00	
100.1340.0080	BUDGET EMPLOYEE BENEFITS	260.00	260.00	202.62	57.38	0.00	57.38		57.38	
100.1355.0010	ASSESSOR PERS SERVICE	97,429.00	97,429.00	82,439.28	14,989.72	0.00	14,989.72		14,989.72	
100.1355.0011	ASSESSOR STAFF	167,183.00	111,458.00	94,309.38	17,148.62	0.00	17,148.62		17,148.62	
100.1355.0012	ASSESSOR-STAFF OVER TIME	5,000.00	5,000.00	0.00	5,000.00	0.00	5,000.00		5,000.00	
100.1355.0013	ASSESSOR TEMPORARY STAFF	50,000.00	70,000.00	53,843.39	16,156.61	0.00	16,156.61		16,156.61	
100.1355.0014	ASSESSOR STAFF LONGEVITY	9,000.00	6,700.00	6,700.00	0.00	0.00	0.00		0.00	
100.1355.0040	ASSESSOR OFFICE EXPENSE	3,500.00	3,500.00	3,278.97	221.03	0.00	221.03		221.03	
100.1355.0042	ASSESSORS UTILITIES EXP	1,500.00	1,500.00	1,200.30	299.70	0.00	299.70		299.70	
100.1355.0044	ASSESSOR TECHNICAL SERV.	8,700.00	8,700.00	8,200.08	499.92	0.00	499.92		499.92	
100.1355.0045	ASSESSMENT BOARD SERVICES	4,000.00	4,000.00	1,000.00	3,000.00	500.00	2,500.00		2,500.00	
100.1355.0046	ASSESSOR CONSULTING SERVICES	150,000.00	200,950.00	102,503.64	98,446.36	76,660.02	21,786.34		21,786.34	
100.1355.0047	ASSESSOR TRAINING EXPENSE	3,000.00	3,000.00	175.00	2,825.00	0.00	2,825.00		2,825.00	
100.1355.0080	ASSESSOR EMPLOYEE BENEFIT	156,000.00	129,500.00	106,693.10	22,806.90	0.00	22,806.90		22,806.90	
100.1355.0086	RETIREEES HEALTH INSURANCE	18,000.00	18,000.00	12,260.93	5,739.07	0.00	5,739.07		5,739.07	
100.1410.0010	TOWN CLERK PERSONAL SERV	88,603.00	88,603.00	74,971.60	13,631.40	0.00	13,631.40		13,631.40	
100.1410.0011	TOWN CLERK STAFF	118,394.00	118,394.00	100,179.20	18,214.80	0.00	18,214.80		18,214.80	
100.1410.0014	TOWN CLK.STAFF LONGEVITY	2,800.00	2,800.00	2,800.00	0.00	0.00	0.00		0.00	
100.1410.0015	TOWN CLK DEPUTY STIPEND	2,000.00	2,000.00	1,692.24	307.76	0.00	307.76		307.76	
100.1410.0019	TOWN CLERK OTHER COMP	5,000.00	10,000.00	10,000.00	0.00	0.00	0.00		0.00	
100.1410.0040	TOWN CLK CONTRACT EXPENSE	5,000.00	5,118.48	4,224.90	893.58	0.00	893.58		893.58	
100.1410.0045	CLERK SYSTEM MAINTENANCE	1,795.00	1,795.00	1,360.00	435.00	0.00	435.00		435.00	
100.1410.0046	TOWN CODES PUBLICATIONS	3,500.00	4,467.19	1,962.99	2,504.20	199.20	2,305.00		2,305.00	
100.1410.0080	TN CLERK EMPLOYEE BENEFIT	93,000.00	88,000.00	73,185.91	14,814.09	0.00	14,814.09		14,814.09	
100.1410.0086	RETIREEES HEALTH INSURANCE	25,000.00	25,000.00	9,270.80	15,729.20	0.00	15,729.20		15,729.20	
100.1420.0040	TOWN LEGAL SERVICES CONT.	95,000.00	95,000.00	87,083.26	7,916.74	0.00	7,916.74		7,916.74	
100.1420.0041	LITIGATION LEGAL SERVICES	30,000.00	30,000.00	2,654.75	27,345.25	0.00	27,345.25		27,345.25	
100.1420.0042	JUSTICE COURT PROSECUTION	60,000.00	60,000.00	35,594.15	24,405.85	4,214.80	20,191.05		20,191.05	
100.1420.0043	SPECIAL COUNSEL BOARDS	50,000.00	50,000.00	44,000.00	6,000.00	0.00	6,000.00		6,000.00	
100.1420.0044	LABOR LEGAL SERVICES	100,000.00	100,000.00	98,746.06	1,253.94	0.00	1,253.94		1,253.94	
100.1420.0045	DISTRICT LEGAL SERVICES	40,000.00	40,000.00	36,666.63	3,333.37	0.00	3,333.37		3,333.37	
100.1420.0046	BOND LEGAL SERVICES	2,000.00	2,500.00	2,500.00	0.00	0.00	0.00		0.00	
100.1420.0047	CERTIORARI LEGAL SERVICES	30,000.00	30,000.00	12,836.75	17,163.25	0.00	17,163.25		17,163.25	
100.1420.0048	DEFENSE LEGAL SERVICES	40,000.00	40,000.00	31,327.35	8,672.65	0.00	8,672.65		8,672.65	
100.1420.0049	LEGAL MISC. EXPENSE	5,000.00	4,500.00	2,419.67	2,080.33	0.00	2,080.33		2,080.33	
100.1440.0010	ENGINEER PERSONAL SERVICE	95,059.00	95,059.00	84,664.97	10,394.03	0.00	10,394.03		10,394.03	
100.1440.0011	ENGINEER STAFF	143,868.00	147,093.00	124,280.38	22,812.62	0.00	22,812.62		22,812.62	
100.1440.0012	ENGINEER STAFF OVERTIME	1,000.00	1,000.00	118.44	881.56	0.00	881.56		881.56	
100.1440.0013	ENGINEER TEMPORARY STAFF	8,000.00	8,000.00	3,545.38	4,454.62	0.00	4,454.62		4,454.62	
100.1440.0014	ENGINEER STAFF LONGEVITY	7,000.00	7,000.00	4,200.00	2,800.00	0.00	2,800.00		2,800.00	
100.1440.0017	ENGINEER CLOTHING ALLOW.	500.00	500.00	188.62	311.38	0.00	311.38		311.38	
100.1440.0020	EQUIPMENT	5,000.00	5,000.00	718.88	4,281.12	2,880.96	1,400.16		1,400.16	
100.1440.0040	ENGINEER OFFICE EXPENSES	5,000.00	5,000.00	1,905.19	3,094.81	0.00	3,094.81		3,094.81	
100.1440.0042	ENGINEER UTILITIES EXP	1,000.00	1,000.00	800.20	199.80	0.00	199.80		199.80	
100.1440.0045	ENGINEER EQUIPMENT MAINT	8,500.00	8,500.00	4,436.32	4,063.68	2,117.08	1,946.60		1,946.60	
100.1440.0046	ENGINEERING CONSULTANT	120,000.00	120,000.00	110,000.00	10,000.00	10,000.00	0.00		0.00	
100.1440.0047	ENGINEERING TRAINING EXP.	1,000.00	1,000.00	125.00	875.00	0.00	875.00		875.00	

**TOWN OF CARMEL**  
**BUDGET REVISIONS SEPTEMBER-OCTOBER 2017 - #2017/06**

ACCOUNT #	ACCOUNT DESCRIPTION	ORIGINAL BUDGET	ADJUSTED BUDGET	YTD ACTUAL EXPENDED	YTD UNEXPENDED BALANCE	YTD ENCUMBERED	YTD AVAILABLE BALANCE	BUDGET ADJUSTMENT	NET BUDGET BALANCE	BUDGET REVISION #
100.1440.0080	ENGINEER EMPLOYEE BENEFIT	140,000.00	140,000.00	121,093.51	18,906.49	0.00	18,906.49		18,906.49	
100.1440.0086	RETIRES HEALTH INSURANCE	22,200.00	22,200.00	18,013.93	4,186.07	0.00	4,186.07		4,186.07	
100.1460.0040	RECORDS MGMT CONTRACT EXP	1,000.00	0.00	0.00	0.00	0.00	0.00		0.00	
100.1460.0045	RECORDS STORAGE EXPENSE	3,000.00	4,000.00	3,414.78	585.22	433.75	151.47		151.47	
100.1460.0048	RECORDS MGMT MISC EXPENSE	1,500.00	1,500.00	773.86	726.14	0.00	726.14		726.14	
100.1470.0040	ETHICS BOARD CONTRACT EXP	200.00	200.00	0.00	200.00	0.00	200.00		200.00	
100.1610.0010	CENTRAL SERVS-PERS SERVS	82,025.00	82,025.00	69,405.60	12,619.40	0.00	12,619.40		12,619.40	
100.1610.0011	CENTRAL SERVICE STAFF	45,023.00	100,748.00	85,247.36	15,500.64	0.00	15,500.64		15,500.64	
100.1610.0013	CENTRAL SERV.-TEMP STAFF	16,000.00	16,000.00	3,022.00	12,978.00	0.00	12,978.00		12,978.00	
100.1610.0014	CENTRAL SERV.LONGEVITY	5,600.00	7,900.00	5,100.00	2,800.00	0.00	2,800.00		2,800.00	
100.1610.0040	CENTRAL SERVICE-CONT.EXP.	1,500.00	1,500.00	124.63	1,375.37	0.00	1,375.37		1,375.37	
100.1610.0044	CENTRAL SERVICE PAYROLL	40,000.00	39,690.00	29,347.49	10,342.51	0.00	10,342.51		10,342.51	
100.1610.0045	CENTRAL SVCE ADMIN CONTRT	5,000.00	5,310.00	5,310.00	0.00	0.00	0.00		0.00	
100.1610.0047	CENTRAL SERVICE CONF EXP	850.00	850.00	155.00	695.00	0.00	695.00		695.00	
100.1610.0080	CENT SERVICES EMP BENEFIT	70,000.00	96,500.00	80,714.49	15,785.51	0.00	15,785.51		15,785.51	
100.1610.0086	RETIRES HEALTH INSURANCE	15,000.00	15,000.00	9,270.80	5,729.20	0.00	5,729.20		5,729.20	
100.1620.0011	BLDG STAFF-PERS SERVICES	61,564.00	61,564.00	52,094.36	9,469.64	0.00	9,469.64		9,469.64	
100.1620.0012	BLDG STAFF OVERTIME	2,500.00	2,500.00	1,997.85	502.15	0.00	502.15		502.15	
100.1620.0013	BLDG TEMP.STAFF-UNDIST	5,000.00	5,000.00	1,486.42	3,513.58	0.00	3,513.58		3,513.58	
100.1620.0014	BLDG STAFF LONGEVITY	2,300.00	2,300.00	2,300.00	0.00	0.00	0.00		0.00	
100.1620.0017	BLDG STAFF CLOTHING ALLOW	500.00	500.00	118.91	381.09	0.00	381.09		381.09	
100.1620.0020	BLDG EQUIPMENT-UNDIST	1,000.00	1,000.00	477.99	522.01	0.00	522.01		522.01	
100.1620.0021	BUILDING MOTOR VEHICLES	8,000.00	16,204.02	12,034.63	4,169.39	4,143.00	26.39		26.39	
100.1620.0022	SPECIAL EQUIPMENT	0.00	144,864.00	144,777.00	87.00	0.00	87.00		87.00	
100.1620.0040	BLDG CONTR EXPENSE-UNDIST	35,000.00	35,029.67	20,492.32	14,537.35	4,490.37	10,046.98		10,046.98	
100.1620.0041	BUILDINGS HEATING FUEL	18,000.00	18,000.00	8,019.22	9,980.78	0.00	9,980.78		9,980.78	
100.1620.0042	BUILDINGS UTILITIES EXP	60,000.00	60,000.00	45,771.00	14,229.00	197.33	14,031.67		14,031.67	
100.1620.0043	BLDG ALARM/SECURITY SYS	15,000.00	15,000.00	12,779.30	2,220.70	0.00	2,220.70		2,220.70	
100.1620.0044	BLDG MAINTENANCE CONTRACT	8,230.00	8,230.00	7,140.00	1,090.00	340.00	750.00		750.00	
100.1620.0045	BUILDING GROUNDS IMPROVEMENT	25,000.00	17,000.00	6,408.14	10,591.86	396.90	10,194.96		10,194.96	
100.1620.0046	BLDG CLEANING SUPPLIES	8,500.00	8,500.00	5,623.12	2,876.88	0.00	2,876.88		2,876.88	
100.1620.0047	BLDG REFUSE DISPOSAL EXP	2,000.00	2,000.00	1,440.00	560.00	0.00	560.00		560.00	
100.1620.0048	BUILDING CLEANING SVCS	34,468.00	34,468.00	21,737.42	12,730.58	12,232.06	498.52		498.52	
100.1620.0080	BUILDING EMPLOYEE BENEFIT	42,500.00	42,500.00	33,021.30	9,478.70	0.00	9,478.70		9,478.70	
100.1640.0011	CENTRAL GARAGE STAFF	75,756.00	75,887.00	62,743.20	13,143.80	0.00	13,143.80		13,143.80	
100.1640.0012	CENTRAL GARAGE OVER TIME	300.00	300.00	0.00	300.00	0.00	300.00		300.00	
100.1640.0014	CENTRAL GARAGE LONGEVITY	1,762.00	1,762.00	1,762.00	0.00	0.00	0.00		0.00	
100.1640.0017	CENTRAL GAR UNIFORM ALLOW	600.00	600.00	600.00	0.00	0.00	0.00		0.00	
100.1640.0018	CENTRAL GARAGE TOOL ALLOW	350.00	350.00	134.99	215.01	0.00	215.01		215.01	
100.1640.0020	CENTRAL GARAGE EQUIPMENT	5,000.00	5,000.00	3,047.28	1,952.72	1,126.75	825.97		825.97	
100.1640.0040	CENTRAL GARAGE CONTRAT EX	600.00	600.00	0.00	600.00	0.00	600.00		600.00	
100.1640.0049	CENTRAL GARAGE MISC EXP	150.00	150.00	0.00	150.00	0.00	150.00		150.00	
100.1640.0080	EMPLOYEE RETIREMENT	12,500.00	12,500.00	11,875.00	625.00	0.00	625.00		625.00	
100.1640.0082	SOCIAL SECURITY	6,300.00	6,300.00	5,012.03	1,287.97	0.00	1,287.97		1,287.97	
100.1640.0083	WORKMANS COMPENSATION	4,905.00	4,905.00	4,300.00	605.00	0.00	605.00		605.00	
100.1640.0084	HEALTH INSURANCE	26,025.00	26,025.00	23,767.04	2,257.96	0.00	2,257.96		2,257.96	
100.1640.0085	WELFARE FUND	1,050.00	1,050.00	787.50	262.50	0.00	262.50		262.50	
100.1670.0040	CENTRAL PRINTING EXPENSE	25,000.00	25,000.00	10,487.44	14,512.56	5,826.57	8,685.99	(1,000.00)	7,685.99	BR#4
100.1670.0045	CENTRAL ADVERTISING EXP	8,000.00	8,000.00	6,657.36	1,342.64	1,368.92	(26.28)	1,000.00	973.72	BR#4
100.1670.0049	CENTRAL MAIL EXPENSE	20,000.00	20,000.00	122.46	19,877.54	364.00	19,513.54		19,513.54	
100.1680.0020	INFORMATION TECH EQUIP	55,000.00	87,146.87	30,448.75	56,698.12	578.68	56,119.44		56,119.44	
100.1680.0021	DATA IMAGING EQUIPMENT	10,000.00	45,000.00	0.00	45,000.00	0.00	45,000.00		45,000.00	
100.1680.0040	INFORMATION TECH CONT EX	12,000.00	12,000.00	11,382.66	617.34	0.00	617.34		617.34	

**TOWN OF CARMEL**  
**BUDGET REVISIONS SEPTEMBER-OCTOBER 2017 - #2017/06**

ACCOUNT #	ACCOUNT DESCRIPTION	ORIGINAL BUDGET	ADJUSTED BUDGET	YTD ACTUAL EXPENDED	YTD UNEXPENDED BALANCE	YTD ENCUMBERED	YTD AVAILABLE BALANCE	BUDGET ADJUSTMENT	NET BUDGET BALANCE	BUDGET REVISION #
100.1680.0041	INFORMATION TECH SUPPLIES	8,000.00	8,000.00	3,061.63	4,938.37	178.55	4,759.82		4,759.82	
100.1680.0042	INFORM TECH WEB SITE EXP	12,000.00	12,000.00	7,368.07	4,631.93	0.00	4,631.93		4,631.93	
100.1680.0044	INFORM TECH CONSULTING	51,050.00	51,050.00	38,287.50	12,762.50	0.00	12,762.50		12,762.50	
100.1680.0045	INFORM TECH SERVICE CONT	0.00	24,107.16	24,107.16	0.00	0.00	0.00		0.00	
100.1681.0040	GIS CONTRACTUAL EXPENSE	850.00	850.00	0.00	850.00	0.00	850.00		850.00	
100.1910.0040	INSURANCE EXPENSE UNDIST	245,000.00	242,000.00	222,680.34	19,319.66	0.00	19,319.66		19,319.66	
100.1910.0041	INSURANCE CLAIMS EXPENSE	5,000.00	8,000.00	5,970.70	2,029.30	0.00	2,029.30		2,029.30	
100.1920.0040	MUNICIPAL ASSN.DUES	1,650.00	1,650.00	1,650.00	0.00	0.00	0.00		0.00	
100.1930.0040	CERTIORARI SETTLEMENTS	12,500.00	32,500.00	17,279.50	15,220.50	0.00	15,220.50		15,220.50	
100.1940.0020	PURCHASE OF LAND/CAPITAL OUTLAY	0.00	0.00	100,000.00	(100,000.00)	0.00	(100,000.00)	100,000.00	0.00	BR#1
100.1950.0040	TAXES & ASSESSMENTS	25,000.00	25,000.00	17,696.47	7,303.53	0.00	7,303.53		7,303.53	
100.1970.0040	OFFICE SUPPLIES-UNDIST	8,000.00	8,000.00	7,825.54	174.46	0.00	174.46		174.46	
100.1989.0040	UNCLASSIFIED EXPENDITURE	8,000.00	8,000.00	3,869.75	4,130.25	475.00	3,655.25		3,655.25	
100.1990.0040	CONTINGENT ACCOUNT	120,000.00	94,435.00	0.00	94,435.00	0.00	94,435.00		94,435.00	
100.3120.0010	POLICE PERS SVS-NON UNIFORM	410,913.00	410,913.00	317,940.69	92,972.31	0.00	92,972.31	(18,500.00)	74,472.31	BR#5
100.3120.0011	POLICE PERS SVS-UNIFORM	3,036,609.00	3,231,746.00	2,833,749.06	397,996.94	0.00	397,996.94	(50,000.00)	347,996.94	BR#2
100.3120.0012	POLICE STAFF OVERTIME	480,000.00	553,896.00	546,100.38	7,795.62	0.00	7,795.62	78,147.00	85,942.62	BR#2
100.3120.0013	POLICE TEMP STAFF-JAIL	15,000.00	15,000.00	7,478.71	7,521.29	0.00	7,521.29		7,521.29	
100.3120.0014	POLICE STAFF LONGEVITY	66,475.00	66,475.00	14,900.00	51,575.00	0.00	51,575.00		51,575.00	
100.3120.0015	POLICE EDUCATION STIPENDS	25,000.00	25,000.00	4,000.00	21,000.00	0.00	21,000.00		21,000.00	
100.3120.0016	POLICE STAFF HOLIDAY COMP	190,000.00	190,000.00	0.00	190,000.00	0.00	190,000.00		190,000.00	
100.3120.0017	POLICE UNIFORM ALLOWANCE	4,000.00	4,000.00	4,000.00	0.00	0.00	0.00		0.00	
100.3120.0018	POLICE NIGHT DIFFERENTIAL	36,124.00	36,124.00	30,353.77	5,770.23	0.00	5,770.23		5,770.23	
100.3120.0019	POLICE COMPENSATED ABS	170,086.00	221,523.00	79,235.21	142,287.79	0.00	142,287.79		142,287.79	
100.3120.0020	POLICE UNIFORMS	20,000.00	20,671.96	14,334.21	6,337.75	394.00	5,943.75		5,943.75	
100.3120.0021	POLICE MOTOR VEHICLES	84,000.00	84,000.00	72,567.42	11,432.58	0.00	11,432.58		11,432.58	
100.3120.0024	POLICE ACCIDENT REPAIRS	5,000.00	5,938.05	1,625.00	4,313.05	0.00	4,313.05		4,313.05	
100.3120.0027	POLICE OTHER EQUIPMENT	68,000.00	92,505.87	59,545.70	32,960.17	1,223.28	31,736.89		31,736.89	
100.3120.0029	POLICE GRANTS - SEIZED ASSETS	0.00	9,692.00	9,692.00	0.00	0.00	0.00		0.00	
100.3120.0040	POLICE-CONTRACT EXPENSES	30,000.00	30,179.94	18,981.67	11,198.27	1,556.04	9,642.23		9,642.23	
100.3120.0041	POLICE MOTOR VEHICLE FUEL	95,000.00	95,000.00	51,590.87	43,409.13	3,889.80	39,519.33		39,519.33	
100.3120.0042	POLICE OFFICE UTILITIES EXP	20,000.00	20,000.00	17,192.74	2,807.26	0.00	2,807.26		2,807.26	
100.3120.0043	POLICE INSURANCE COVERAGE	135,000.00	135,000.00	134,857.69	142.31	0.00	142.31		142.31	
100.3120.0044	POLICE LEGAL COUNSEL	0.00	0.00	18,500.00	(18,500.00)	0.00	(18,500.00)	18,500.00	0.00	BR#5
100.3120.0045	POLICE VEHICLE MAINT.	95,000.00	95,000.00	57,350.37	37,649.63	16.88	37,632.75		37,632.75	
100.3120.0046	POLICE RENTALS/LEASES	80,000.00	80,000.00	70,831.10	9,168.90	8,661.93	506.97		506.97	
100.3120.0047	POLICE CONFERENCE/TRAIN	20,000.00	20,000.00	6,424.95	13,575.05	2,412.96	11,162.09		11,162.09	
100.3120.0048	POLICE DARE PROGRAM	8,000.00	8,000.00	4,731.04	3,268.96	0.00	3,268.96		3,268.96	
100.3120.0049	POLICE UNIFORM CLEAN/REP	6,200.00	6,200.00	1,669.00	4,531.00	2,349.00	2,182.00		2,182.00	
100.3120.0080	POLICE NON UNIFORM RETIRE	75,000.00	75,000.00	73,050.00	1,950.00	0.00	1,950.00		1,950.00	
100.3120.0081	POLICE RETIREMENT UNIFORM	1,170,000.00	1,170,000.00	1,128,529.50	41,470.50	0.00	41,470.50		41,470.50	
100.3120.0082	POLICE SOCIAL SECURITY	395,000.00	395,000.00	233,415.29	161,584.71	0.00	161,584.71		161,584.71	
100.3120.0083	POLICE WORKMANS COMP.	171,000.00	171,000.00	165,974.80	5,025.20	0.00	5,025.20		5,025.20	
100.3120.0084	POLICE HEALTH INSURANCE	940,000.00	940,000.00	819,216.03	120,783.97	0.00	120,783.97		120,783.97	
100.3120.0085	POLICE-OPTICAL & DENTAL	78,000.00	78,000.00	53,984.66	24,015.34	0.00	24,015.34		24,015.34	
100.3120.0086	RETIREE'S HEALTH INSURANCE	805,000.00	805,000.00	674,815.02	130,184.98	0.00	130,184.98		130,184.98	
100.3120.0087	POLICE CIVILIAN DISAB INS	735.00	735.00	0.00	735.00	0.00	735.00		735.00	
100.3120.0089	POLICE MEDICAL PHYSICALS	1,000.00	1,000.00	0.00	1,000.00	0.00	1,000.00		1,000.00	
100.3120.0090	MCT MOBILITY TAX	16,475.00	16,475.00	10,805.61	5,669.39	0.00	5,669.39		5,669.39	
100.3122.0040	BICYCLE PATROL EXPENSES	1,000.00	1,000.00	0.00	1,000.00	0.00	1,000.00		1,000.00	
100.3123.0012	COMMUNITY POLICE OVERTIME	3,000.00	3,000.00	0.00	3,000.00	0.00	3,000.00		3,000.00	
100.3123.0040	COMMUNITY POLICE EXPENSES	1,000.00	1,000.00	0.00	1,000.00	0.00	1,000.00		1,000.00	
100.3123.0081	POLICE RETIREMENT	1,150.00	1,150.00	1,150.00	0.00	0.00	0.00		0.00	

**TOWN OF CARMEL**  
**BUDGET REVISIONS SEPTEMBER-OCTOBER 2017 - #2017/06**

ACCOUNT #	ACCOUNT DESCRIPTION	ORIGINAL BUDGET	ADJUSTED BUDGET	YTD ACTUAL EXPENDED	YTD UNEXPENDED BALANCE	YTD ENCUMBERED	YTD AVAILABLE BALANCE	BUDGET ADJUSTMENT	NET BUDGET BALANCE	BUDGET REVISION #
100.3123.0082	SOCIAL SECURITY	306.00	306.00	0.00	306.00	0.00	306.00		306.00	
100.3310.0011	SIGN CONTROL PERSONAL SER	75,756.00	75,887.00	62,743.20	13,143.80	0.00	13,143.80		13,143.80	
<b>100.3310.0012</b>	<b>SIGN CONTROL OVER TIME</b>	<b>4,000.00</b>	<b>4,000.00</b>	<b>4,623.81</b>	<b>(623.81)</b>	<b>0.00</b>	<b>(623.81)</b>	<b>1,500.00</b>	<b>876.19</b>	<b>BR#6</b>
100.3310.0014	SIGN CONTROL LONGEVITY	3,117.00	3,117.00	3,117.00	0.00	0.00	0.00		0.00	
100.3310.0017	SIGN CONTROL UNIFORM ALL	600.00	600.00	600.00	0.00	0.00	0.00		0.00	
100.3310.0020	SIGNS EQUIPMENT EXPENSE	5,000.00	5,000.00	2,804.61	2,195.39	0.00	2,195.39		2,195.39	
100.3310.0040	SIGNS CONTRACTUAL EXPENSE	15,000.00	15,000.00	5,507.66	9,492.34	1,386.00	8,106.34		8,106.34	
100.3310.0045	SIGN STREET LINES	32,000.00	32,000.00	14,197.22	17,802.78	15,200.00	2,602.78		2,602.78	
100.3310.0048	SIGN MISC.EXPENSE	200.00	200.00	0.00	200.00	0.00	200.00		200.00	
<b>100.3310.0080</b>	<b>EMPLOYEE RETIREMENT</b>	<b>15,000.00</b>	<b>15,000.00</b>	<b>12,937.00</b>	<b>2,063.00</b>	<b>0.00</b>	<b>2,063.00</b>	<b>(1,500.00)</b>	<b>563.00</b>	<b>BR#6</b>
100.3310.0082	SOCIAL SECURITY	6,750.00	6,750.00	4,785.32	1,964.68	0.00	1,964.68		1,964.68	
100.3310.0083	WORKMANS COMPENSATION	4,705.00	4,705.00	4,100.00	605.00	0.00	605.00		605.00	
100.3310.0084	HEALTH INSURANCE	26,025.00	26,025.00	23,767.04	2,257.96	0.00	2,257.96		2,257.96	
100.3310.0085	WELFARE FUND	1,050.00	1,050.00	787.50	262.50	0.00	262.50		262.50	
100.3510.0011	DOG CONTROL	27,000.00	27,000.00	22,846.12	4,153.88	0.00	4,153.88		4,153.88	
100.3510.0013	DOG CONTROL PART TIME STF	2,000.00	2,000.00	1,692.24	307.76	0.00	307.76		307.76	
100.3510.0040	DOG CONTROL CONTRACT	50,635.00	50,635.00	50,635.00	0.00	0.00	0.00		0.00	
100.3510.0045	DOG CONTROL SPEC. EXPENSE	200.00	200.00	0.00	200.00	0.00	200.00		200.00	
100.3510.0046	SPCA CONTRACT EXPENSE	7,500.00	7,500.00	7,500.00	0.00	0.00	0.00		0.00	
100.3510.0080	DOG CNTRL EMPLOYEE BENEFIT	7,950.00	7,950.00	6,160.64	1,789.36	0.00	1,789.36		1,789.36	
100.3620.0010	CODE ENFORCER PERS SERVS	96,337.00	96,337.00	81,514.84	14,822.16	0.00	14,822.16		14,822.16	
100.3620.0011	CODE ENFORCEMENT-STAFF	112,250.00	115,014.00	97,058.46	17,955.54	0.00	17,955.54		17,955.54	
100.3620.0012	CODE ENFORCE-STAFF O.T.	10,000.00	10,000.00	7,476.81	2,523.19	0.00	2,523.19		2,523.19	
100.3620.0013	CODE ENF TEMPORARY STAFF	65,000.00	65,000.00	30,626.00	34,374.00	0.00	34,374.00		34,374.00	
100.3620.0014	CODE ENF STAFF LONGEVITY	5,600.00	5,600.00	5,600.00	0.00	0.00	0.00		0.00	
100.3620.0040	CODES CONTRACTUAL EXPENSE	5,000.00	7,000.00	5,795.29	1,204.71	3.78	1,200.93		1,200.93	
100.3620.0041	BUILDING ALARM POSTAGE	2,000.00	2,000.00	1,294.08	705.92	0.00	705.92		705.92	
100.3620.0042	CODES DEPT UTILITIES EXP	1,500.00	1,500.00	1,200.30	299.70	0.00	299.70		299.70	
100.3620.0045	CODES SYSTEM MAINTENANCE	2,720.00	720.00	0.00	720.00	0.00	720.00		720.00	
100.3620.0047	CODE ENFORCEMENT TRAINING	850.00	850.00	0.00	850.00	0.00	850.00		850.00	
100.3620.0080	CODES ENFORCMNT EMP BENFT	148,000.00	148,000.00	125,350.13	22,649.87	0.00	22,649.87		22,649.87	
100.4020.0011	VITAL STAT PERS.SERVICES	10,000.00	10,000.00	8,461.64	1,538.36	0.00	1,538.36		1,538.36	
100.4020.0015	VITAL STATISTICS STIPEND	4,435.00	4,435.00	3,752.76	682.24	0.00	682.24		682.24	
100.4020.0080	VITAL STATS EMP BENEFITS	4,260.00	4,260.00	3,101.13	1,158.87	0.00	1,158.87		1,158.87	
100.5010.0010	HWY SUPT PERSONAL SERVS	117,935.00	117,935.00	99,791.12	18,143.88	0.00	18,143.88		18,143.88	
100.5010.0011	HWY ADMIN STAFF COMP	206,018.00	208,593.00	176,500.50	32,092.50	0.00	32,092.50		32,092.50	
100.5010.0014	HIGHWAY ADMIN LONGEVITY	7,100.00	7,100.00	7,100.00	0.00	0.00	0.00		0.00	
100.5010.0019	HWY ADMIN STAFF OTHER	0.00	16,293.10	16,293.10	0.00	0.00	0.00		0.00	
100.5010.0040	HIGHWAY ADMIN CONTRCT EXP	2,000.00	2,000.00	805.73	1,194.27	200.00	994.27		994.27	
<b>100.5010.0046</b>	<b>HIGHWAY ADMIN CONTRACTS</b>	<b>1,675.00</b>	<b>1,675.00</b>	<b>1,686.66</b>	<b>(11.66)</b>	<b>242.14</b>	<b>(253.80)</b>	<b>300.00</b>	<b>46.20</b>	<b>BR#7</b>
<b>100.5010.0047</b>	<b>HIGHWAY ADMIN TRAIN EXPNS</b>	<b>2,500.00</b>	<b>2,500.00</b>	<b>748.50</b>	<b>1,751.50</b>	<b>0.00</b>	<b>1,751.50</b>	<b>(300.00)</b>	<b>1,451.50</b>	<b>BR#7</b>
100.5010.0080	HIGHWAY ADMIN EMP BENEFIT	154,500.00	143,750.00	136,992.29	6,757.71	0.00	6,757.71		6,757.71	
100.5010.0086	RETIRES HEALTH INSURANCE	25,000.00	23,000.00	16,896.33	6,103.67	0.00	6,103.67		6,103.67	
100.5132.0020	HIGHWAY GARAGE EQUIPMENT	5,000.00	5,000.00	4,603.40	396.60	0.00	396.60		396.60	
100.5132.0021	HIGHWAY GARAGE SPEC EXPEN	5,000.00	5,000.00	3,233.00	1,767.00	10.00	1,757.00		1,757.00	
<b>100.5132.0040</b>	<b>HIGHWAY GARAGE CONT EXP.</b>	<b>25,000.00</b>	<b>37,500.00</b>	<b>33,870.09</b>	<b>3,629.91</b>	<b>4,558.03</b>	<b>(928.12)</b>	<b>1,000.00</b>	<b>71.88</b>	<b>BR#8</b>
100.5132.0041	HIGHWAY GARAGE HEATING EX	13,000.00	13,000.00	7,689.87	5,310.13	0.00	5,310.13		5,310.13	
100.5132.0042	HIGHWAY GARAGE UTILITIES EXP	20,000.00	20,000.00	13,189.13	6,810.87	26.72	6,784.15		6,784.15	
100.5132.0044	HIGHWAY GARAGE PROP LEASE	30,000.00	30,000.00	2,507.12	27,492.88	0.00	27,492.88		27,492.88	
100.5132.0045	HIGHWAY BUILDING CLEANING	2,744.00	2,994.00	2,464.30	529.70	492.86	36.84		36.84	
100.5132.0046	HIGHWAY GARAGE ALARM	4,740.00	4,740.00	4,345.00	395.00	0.00	395.00		395.00	
100.5132.0047	HIGHWAY REFUSE DISPOSAL	2,495.00	2,495.00	1,950.00	545.00	0.00	545.00		545.00	
100.5182.0040	STREET LIGHTING UTILITIES	15,000.00	15,000.00	9,265.26	5,734.74	0.00	5,734.74		5,734.74	

**TOWN OF CARMEL**  
**BUDGET REVISIONS SEPTEMBER-OCTOBER 2017 - #2017/06**

ACCOUNT #	ACCOUNT DESCRIPTION	ORIGINAL BUDGET	ADJUSTED BUDGET	YTD ACTUAL EXPENDED	YTD UNEXPENDED BALANCE	YTD ENCUMBERED	YTD AVAILABLE BALANCE	BUDGET ADJUSTMENT	NET BUDGET BALANCE	BUDGET REVISION #
100.7020.0010	REC.ADMIN PERSONAL SERVS	99,865.00	99,865.00	84,500.90	15,364.10	0.00	15,364.10		15,364.10	
100.7020.0011	REC.ADMIN STAFF	155,052.00	155,982.00	131,984.60	23,997.40	0.00	23,997.40		23,997.40	
100.7020.0012	REC ADMIN STAFF OVERTIME	6,000.00	10,000.00	9,407.69	592.31	0.00	592.31	1,300.00	1,892.31	BR#9
100.7020.0013	REC ADMIN TEMPORARY STAFF	17,000.00	17,000.00	13,416.93	3,583.07	0.00	3,583.07		3,583.07	
100.7020.0014	REC.ADM.STAFF LONGEVITY	7,100.00	7,100.00	4,600.00	2,500.00	0.00	2,500.00		2,500.00	
100.7020.0017	REC ADM UNIFORM ALLOWANCE	500.00	500.00	(12.32)	512.32	0.00	512.32		512.32	
100.7020.0020	REC ADM OFFICE EQUIPMENT	1,000.00	1,000.00	532.29	467.71	347.12	120.59		120.59	
100.7020.0040	REC ADM CONTRACTUAL EXP	12,000.00	12,000.00	11,674.88	325.12	915.29	(590.17)	2,400.00	1,809.83	BR#9
100.7020.0041	REC ADMIN VEHICLE FUELS	1,500.00	1,500.00	464.88	1,035.12	0.00	1,035.12		1,035.12	
100.7020.0042	RECREATION UTILITIES	20,000.00	20,000.00	13,372.35	6,627.65	0.00	6,627.65		6,627.65	
100.7020.0043	BLDG ALARM CONTRACTS	1,245.00	1,245.00	1,100.00	145.00	0.00	145.00		145.00	
100.7020.0044	REC BLDG CONCESSION EXP	500.00	500.00	0.00	500.00	0.00	500.00		500.00	
100.7020.0045	REC BLDG.SPECIAL REPAIRS	10,000.00	19,809.96	16,239.96	3,570.00	600.00	2,970.00		2,970.00	
100.7020.0047	RECREATION STAFF TRAINING	1,000.00	1,000.00	315.00	685.00	0.00	685.00		685.00	
100.7020.0048	RECREATION PUBLICATION EX	12,000.00	12,000.00	11,767.52	232.48	0.00	232.48		232.48	
100.7020.0080	REC ADMIN EMPLOYE BENEFIT	158,000.00	158,000.00	137,446.75	20,553.25	0.00	20,553.25	(1,300.00)	19,253.25	BR#9
100.7020.0086	RETIRES HEALTH INSURANCE	25,000.00	25,000.00	16,896.33	8,103.67	0.00	8,103.67	(2,400.00)	5,703.67	BR#9
100.7110.0011	PARK MAINTAINENCE STAFF	111,451.00	111,451.00	94,303.44	17,147.56	0.00	17,147.56		17,147.56	
100.7110.0012	PARK STAFF OVERTIME	1,000.00	1,000.00	0.00	1,000.00	0.00	1,000.00		1,000.00	
100.7110.0013	PARK MAINT TEMP STAFF	35,000.00	35,000.00	34,638.23	361.77	0.00	361.77	4,500.00	4,861.77	BR#9
100.7110.0014	PARK MAINT STAFF LONG.	5,100.00	5,100.00	5,100.00	0.00	0.00	0.00		0.00	
100.7110.0017	PARK STAFF UNIFORM ALLOW	1,000.00	1,000.00	51.86	948.14	0.00	948.14		948.14	
100.7110.0020	PARK MAINTAINENCE EQUIP	5,000.00	5,000.00	4,958.46	41.54	679.00	(637.46)	1,000.00	362.54	BR#9
100.7110.0022	PARK SPECIAL EQUIPMENT	91,000.00	91,000.00	0.00	91,000.00	0.00	91,000.00		91,000.00	
100.7110.0040	PARK CONTRACTUAL EXPENSE	38,500.00	39,582.25	37,594.21	1,988.04	3,411.80	(1,423.76)	5,000.00	3,576.24	BR#9
100.7110.0041	PARK & MAINTAINENCE FUELS	5,000.00	5,000.00	4,568.57	431.43	0.00	431.43		431.43	
100.7110.0042	PARK OUT BLDG.UTILITIES	2,000.00	2,000.00	875.30	1,124.70	474.32	650.38		650.38	
100.7110.0045	PARK MAINTENANCE CONTRACT	43,000.00	43,000.00	30,390.00	12,610.00	5,065.00	7,545.00	(4,500.00)	3,045.00	BR#9
100.7110.0046	PARK FACILITY LEASES	90,000.00	90,000.00	0.00	90,000.00	0.00	90,000.00		90,000.00	
100.7110.0047	PARK REFUSE DISPOSAL	3,500.00	3,500.00	2,342.00	1,158.00	0.00	1,158.00		1,158.00	
100.7110.0080	PARK EMPLOYEE BENEFITS	108,000.00	108,000.00	95,413.70	12,586.30	0.00	12,586.30	(2,000.00)	10,586.30	BR#9
100.7110.0086	RETIRES HEALTH INSURANCE	9,800.00	9,800.00	4,635.40	5,164.60	0.00	5,164.60	(2,000.00)	3,164.60	BR#9
100.7111.0020	SYCAMORE BALLFIELD EQUIP	1,000.00	1,000.00	0.00	1,000.00	0.00	1,000.00		1,000.00	
100.7111.0040	SYCAMORE FIELD CONT EXP	1,500.00	1,500.00	758.00	742.00	0.00	742.00		742.00	
100.7112.0020	MCDONOUGH FIELDS EQUIPMENT	1,000.00	1,050.00	1,033.46	16.54	0.00	16.54		16.54	
100.7112.0040	MCDONOUGH FIELDS CONTRACT EXP	6,800.00	5,800.00	3,361.67	2,438.33	2,150.00	288.33		288.33	
100.7112.0041	MCDONOUGH RD SKATE PARK	4,000.00	6,820.00	4,464.00	2,356.00	800.00	1,556.00		1,556.00	
100.7112.0042	MCDONOUGH FIELDS UTILITIES	11,800.00	11,800.00	6,317.13	5,482.87	0.00	5,482.87		5,482.87	
100.7112.0045	MCDONOUGH FIELDS IMPROVEMENT	45,000.00	78,295.00	71,960.00	6,335.00	1,997.50	4,337.50	(2,000.00)	2,337.50	BR#9
100.7113.0040	CHAMBER PARK CONTRACT EXP	3,000.00	3,000.00	3,009.24	(9.24)	0.00	(9.24)	100.00	90.76	BR#9
100.7114.0040	RED MILLS CONTRACT EXPENS	500.00	500.00	25.00	475.00	0.00	475.00		475.00	
100.7114.0042	RED MILLS PARK - UTILITIES	500.00	500.00	196.51	303.49	0.00	303.49		303.49	
100.7115.0040	AIRPORT PK CONTRACT EXPNS	1,000.00	1,950.00	1,727.00	223.00	45.00	178.00		178.00	
100.7116.0040	VOLZ PARK CONTRACT EXPNSE	200.00	200.00	0.00	200.00	0.00	200.00		200.00	
100.7117.0020	CARMADA PARK EQUIPMENT	1,000.00	1,000.00	355.96	644.04	0.00	644.04		644.04	
100.7117.0040	CARMADA PARK CONT EXPENSE	29,000.00	29,000.00	2,880.62	26,119.38	1,662.50	24,456.88		24,456.88	
100.7117.0042	CARMADA PARK UTILITIES	1,000.00	1,000.00	483.19	516.81	0.00	516.81		516.81	
100.7118.0020	BALDWIN MEADOW EQUIPMENT	500.00	500.00	0.00	500.00	0.00	500.00		500.00	
100.7118.0040	BALDWIN MEADOW CONT EXPNS	4,000.00	20,440.00	19,148.09	1,291.91	160.00	1,131.91		1,131.91	
100.7118.0042	BALDWIN MEADOW UTILITIES	2,800.00	2,800.00	860.29	1,939.71	0.00	1,939.71		1,939.71	
100.7119.0040	DOG PARK CONT EXPENSE	1,800.00	1,800.00	862.00	938.00	0.00	938.00		938.00	
100.7140.0013	PLAYGROUND+REC TEMP STAFF	115,000.00	102,100.00	102,346.62	(246.62)	0.00	(246.62)	700.00	453.38	BR#9
100.7140.0020	PLAYGROUND EQUIPMENT	1,000.00	1,000.00	661.98	338.02	0.00	338.02		338.02	

**TOWN OF CARMEL**  
**BUDGET REVISIONS SEPTEMBER-OCTOBER 2017 - #2017/06**

ACCOUNT #	ACCOUNT DESCRIPTION	ORIGINAL BUDGET	ADJUSTED BUDGET	YTD ACTUAL EXPENDED	YTD UNEXPENDED BALANCE	YTD ENCUMBERED	YTD AVAILABLE BALANCE	BUDGET ADJUSTMENT	NET BUDGET BALANCE	BUDGET REVISION #
100.7140.0040	PLAYGROUND CONT EXPENSE	3,000.00	3,000.00	2,995.03	4.97	0.00	4.97		4.97	
<b>100.7140.0080</b>	<b>PLAYGRD EMPLOYEE BENEFITS</b>	<b>11,500.00</b>	<b>11,400.00</b>	<b>9,589.37</b>	<b>1,810.63</b>	<b>0.00</b>	<b>1,810.63</b>	<b>(800.00)</b>	<b>1,010.63</b>	<b>BR#9</b>
100.7180.0013	BEACH TEMPORARY STAFF	50,000.00	53,900.00	53,820.91	79.09	0.00	79.09		79.09	
100.7180.0020	BEACH EQUIPMENT	2,500.00	4,000.00	3,149.39	850.61	0.00	850.61		850.61	
100.7180.0040	BEACH CONTRACTUAL EXPENSE	9,000.00	7,500.00	5,023.16	2,476.84	0.00	2,476.84		2,476.84	
100.7180.0042	BEACH UTILITIES EXPENSE	950.00	950.00	679.77	270.23	0.00	270.23		270.23	
100.7180.0080	BEACH EMPLOYEE BENEFITS	5,500.00	5,600.00	5,551.64	48.36	0.00	48.36		48.36	
100.7190.0020	SKATING RINK EQUIPMENT	500.00	500.00	0.00	500.00	0.00	500.00		500.00	
100.7190.0040	SKATING RINK CONT EXPENSE	11,000.00	11,000.00	4,412.00	6,588.00	0.00	6,588.00		6,588.00	
100.7190.0042	SKATING RINK UTILITIES EXP	1,000.00	1,000.00	335.46	664.54	0.00	664.54		664.54	
100.7190.0046	EQUIPMENT/LEASE RENTALS	700.00	700.00	270.00	430.00	45.00	385.00		385.00	
100.7190.0048	SKATING RINK OTHER EXPEN	500.00	500.00	0.00	500.00	0.00	500.00		500.00	
100.7190.0080	PARK OTHER EMPLOY BENEFIT	300.00	300.00	0.00	300.00	0.00	300.00		300.00	
100.7270.0040	CONCERT SERIES CONT.EXP	11,150.00	11,150.00	10,390.98	759.02	0.00	759.02		759.02	
100.7310.0013	YOUTH PROGRAM TEMP STAFF	3,000.00	5,500.00	3,002.98	2,497.02	0.00	2,497.02		2,497.02	
100.7310.0040	YOUTH CONTRACTUAL EXPENSE	15,000.00	15,000.00	10,118.24	4,881.76	275.00	4,606.76		4,606.76	
<b>100.7310.0045</b>	<b>YOUTH SELF SUSTAIN PROGRM</b>	<b>70,000.00</b>	<b>70,000.00</b>	<b>65,132.96</b>	<b>4,867.04</b>	<b>13,760.40</b>	<b>(8,893.36)</b>	<b>15,000.00</b>	<b>6,106.64</b>	<b>BR#3</b>
100.7310.0046	YOUTH SVCE CONTRACTS	10,000.00	10,000.00	0.00	10,000.00	10,000.00	0.00		0.00	
100.7410.0040	LIBRARY CONTRACT-MAHOPAC	50,000.00	50,000.00	50,000.00	0.00	0.00	0.00		0.00	
100.7410.0041	LIBRARY CONTRACT-REED MEM	25,000.00	25,000.00	25,000.00	0.00	0.00	0.00		0.00	
100.7450.0040	MUSEUM CONTRACT EXPENSE	1,000.00	1,000.00	0.00	1,000.00	0.00	1,000.00		1,000.00	
100.7450.0042	MUSEUM UTILITIES EXP	5,000.00	5,000.00	3,149.41	1,850.59	0.00	1,850.59		1,850.59	
100.7450.0043	MUSEUM ALARM EXPENSE	1,000.00	1,000.00	753.50	246.50	0.00	246.50		246.50	
100.7510.0040	TWN.HISTORIAN CONTRACTUAL	1,000.00	1,000.00	40.00	960.00	0.00	960.00		960.00	
100.7550.0040	CELEBRATION CONTRACTUAL	24,000.00	24,000.00	9,046.31	14,953.69	200.00	14,753.69		14,753.69	
100.7610.0013	PROG.FOR AGING TEMP STAFF	1,800.00	1,800.00	1,350.00	450.00	0.00	450.00		450.00	
100.7610.0040	PROG FOR AGING CONT EXP	31,000.00	33,500.00	27,751.94	5,748.06	3,300.00	2,448.06		2,448.06	
100.7610.0041	OUTREACH PROGRAM FOR AGING	5,000.00	5,000.00	0.00	5,000.00	5,000.00	0.00		0.00	
100.7610.0080	EMPLOYEE BENEFITS	120.00	120.00	107.91	12.09	0.00	12.09		12.09	
100.7999.0040	PARK CAPITAL IMPROVEMENTS	50,000.00	100,000.00	0.00	100,000.00	0.00	100,000.00		100,000.00	
100.8010.0010	ZONING BOARD PERSONAL SVS	15,067.00	15,067.00	12,748.56	2,318.44	0.00	2,318.44		2,318.44	
100.8010.0040	ZONING CONTRACT EXPENSE	2,000.00	2,000.00	943.08	1,056.92	360.00	696.92		696.92	
100.8010.0080	ZONING BRD EMP BENEFITS	1,500.00	1,500.00	1,109.36	390.64	0.00	390.64		390.64	
100.8020.0010	PLANNING BOARD PERS.SRVS	19,441.00	19,441.00	16,449.84	2,991.16	0.00	2,991.16		2,991.16	
100.8020.0013	PLANNING TEMPORARY STAFF	34,580.00	34,580.00	24,792.01	9,787.99	0.00	9,787.99		9,787.99	
100.8020.0040	PLANNING CONTRACTUAL EXP	1,250.00	1,250.00	1,231.65	18.35	0.00	18.35		18.35	
100.8020.0044	PLANNING SPECIAL SERVICES	10,000.00	13,891.93	0.00	13,891.93	3,891.93	10,000.00		10,000.00	
100.8020.0045	PLANNING CONSULTANT	70,000.00	70,000.00	52,499.97	17,500.03	0.00	17,500.03		17,500.03	
100.8020.0046	CONSULTING SERVICES - ARCHITECT	25,000.00	25,000.00	435.00	24,565.00	0.00	24,565.00		24,565.00	
100.8020.0047	TRAINING EXPENSES	500.00	500.00	200.00	300.00	0.00	300.00		300.00	
100.8020.0080	PLANNING BRD EMP BENEFITS	5,000.00	5,000.00	3,935.70	1,064.30	0.00	1,064.30		1,064.30	
100.8090.0011	RECYCLING REGULAR STAFF	75,756.00	75,887.00	62,743.20	13,143.80	0.00	13,143.80		13,143.80	
100.8090.0013	RECYCLING TEMPORARY STAFF	18,000.00	18,000.00	14,249.50	3,750.50	0.00	3,750.50		3,750.50	
100.8090.0014	RECYCLING STAFF LONGEVITY	2,440.00	2,440.00	2,440.00	0.00	0.00	0.00		0.00	
100.8090.0017	RECYCLE STAFF UNIFORM ALL	600.00	600.00	600.00	0.00	0.00	0.00		0.00	
100.8090.0040	RECYCLE CONTRACTUAL EXP	500.00	500.00	102.96	397.04	0.00	397.04		397.04	
100.8090.0045	RECYCLE TRASH DISPOSAL	7,000.00	7,000.00	4,474.93	2,525.07	0.00	2,525.07		2,525.07	
100.8090.0046	RECYCLE EQUIPMENT RENTAL	15,000.00	15,000.00	14,465.54	534.46	0.00	534.46		534.46	
100.8090.0047	RECYCLING SPECIAL EXPEND	10,000.00	10,000.00	10,000.00	0.00	0.00	0.00		0.00	
100.8090.0048	LANDFILL MONITORING	30,000.00	30,000.00	23,531.51	6,468.49	550.00	5,918.49		5,918.49	
<b>100.8090.0080</b>	<b>EMPLOYEE RETIREMENT</b>	<b>13,500.00</b>	<b>13,500.00</b>	<b>12,375.00</b>	<b>1,125.00</b>	<b>0.00</b>	<b>1,125.00</b>	<b>(1,000.00)</b>	<b>125.00</b>	<b>BR#8</b>
100.8090.0082	SOCIAL SECURITY	8,000.00	8,000.00	6,360.01	1,639.99	0.00	1,639.99		1,639.99	
100.8090.0083	WORKMANS COMPENSATION	7,305.00	7,305.00	6,700.00	605.00	0.00	605.00		605.00	



**TOWN OF CARMEL**  
**BUDGET REVISIONS SEPTEMBER-OCTOBER 2017 - #2017/06**

ACCOUNT #	ACCOUNT DESCRIPTION	ORIGINAL BUDGET	ADJUSTED BUDGET	YTD ACTUAL EXPENDED	YTD UNEXPENDED BALANCE	YTD ENCUMBERED	YTD AVAILABLE BALANCE	BUDGET ADJUSTMENT	NET BUDGET BALANCE	BUDGET REVISION #
100.8090.0084	HEALTH INSURANCE	11,580.00	11,580.00	10,388.29	1,191.71	0.00	1,191.71		1,191.71	
100.8090.0085	WELFARE FUND	1,050.00	1,050.00	787.50	262.50	0.00	262.50		262.50	
100.8091.0010	ENV.CON.S.B.O.A.R.D.P.E.R.S.S.E.R.V.S	11,904.00	11,904.00	7,400.36	4,503.64	0.00	4,503.64		4,503.64	
100.8091.0011	ECB WETLANDS INSPECTOR	15,000.00	15,000.00	12,692.24	2,307.76	0.00	2,307.76		2,307.76	
100.8091.0040	ECB CONTRACTUAL EXPENSE	300.00	300.00	28.00	272.00	0.00	272.00		272.00	
100.8091.0080	ECB EMPLOYEE BENEFITS	2,580.00	2,580.00	1,996.97	583.03	0.00	583.03		583.03	
100.8510.0040	PARK/BEAUTIFICATION EXPEN	8,000.00	8,000.00	4,021.40	3,978.60	0.00	3,978.60		3,978.60	
100.8810.0020	CEMETERIES EQUIP/REPAIRS	650.00	650.00	152.25	497.75	0.00	497.75		497.75	
100.8810.0040	CEMETERIES CONTRACTUAL	10,500.00	10,500.00	9,000.00	1,500.00	1,500.00	0.00		0.00	
100.9901.0099	TRANS TO DEBT SERVICE FD	450,000.00	450,000.00	450,000.00	0.00	0.00	0.00		0.00	
100.9902.0099	TRANSFER TO HIGHWAY FUND	240,000.00	240,000.00	240,000.00	0.00	0.00	0.00		0.00	
<b>AMBULANCE</b>										
201.4540.0040	CARMEL AMBULANCE CONTRACT	110,000.00	110,000.00	110,000.00	0.00	0.00	0.00		0.00	
201.4540.0041	NO.SALEM AMB. CONTRACT	12,800.00	12,800.00	12,800.00	0.00	0.00	0.00		0.00	
201.4540.0048	OTHER EXPENDITURES	1,700.00	1,700.00	1,590.02	109.98	0.00	109.98		109.98	
201.4540.0049	SERVICE-OTHR.DEPTS/GOVTS	3,200.00	3,200.00	2,781.00	419.00	0.00	419.00		419.00	
201.4540.0083	WORKERS COMP INS PREMIUM	35,800.00	35,800.00	16,306.00	19,494.00	0.00	19,494.00		19,494.00	
201.9025.0040	LOSAP ADMIN EXPENSE	1,000.00	1,000.00	650.00	350.00	0.00	350.00		350.00	
201.9025.0090	LOSAP CONTRIBUTION	55,700.00	55,700.00	34,332.00	21,368.00	0.00	21,368.00		21,368.00	
<b>FIRE DISTRICTS</b>										
301.3410.0040	FIRE PROTECTION CONTRACT	753,460.00	753,460.00	753,460.00	0.00	0.00	0.00		0.00	
301.3410.0045	DRY HYDRANT EXPENDITURES	10,000.00	56,000.00	0.00	56,000.00	0.00	56,000.00		56,000.00	
301.3410.0048	OTHER EXPENDITURES	1,000.00	1,200.00	1,139.75	60.25	0.00	60.25		60.25	
301.3410.0049	SERVICES-OTHR.DEPTS/GOVTS	9,500.00	9,300.00	9,298.00	2.00	0.00	2.00		2.00	
301.3410.0099	WORKERS COMP INS PREMIUM	70,000.00	67,000.00	66,773.00	227.00	0.00	227.00		227.00	
301.9025.0040	LOSAP ADMIN. EXPENSE	6,500.00	6,500.00	6,453.00	47.00	0.00	47.00		47.00	
301.9025.0090	LOSAP CONTRIBUTION	200,000.00	210,000.00	210,000.00	0.00	0.00	0.00		0.00	
302.3410.0040	FIRE PROTECTION CONTRACT	1,200,000.00	1,200,000.00	1,200,000.00	0.00	0.00	0.00		0.00	
302.3410.0045	DRY HYDRANT EXPENDITURES	1,000.00	1,000.00	0.00	1,000.00	0.00	1,000.00		1,000.00	
302.3410.0048	OTHER EXPENDITURES	25,000.00	25,000.00	12,737.07	12,262.93	0.00	12,262.93		12,262.93	
302.3410.0049	SERVICES-OTHR.DEPTS/GOVTS	25,550.00	20,391.00	16,678.00	3,713.00	0.00	3,713.00		3,713.00	
302.3410.0099	WORKERS COMP INS PREMIUM	95,000.00	100,159.00	100,159.00	0.00	0.00	0.00		0.00	
302.9025.0040	LOSAP ADMIN. EXPENSE	8,800.00	8,800.00	7,122.00	1,678.00	0.00	1,678.00		1,678.00	
302.9025.0090	LOSAP CONTRIBUTION	215,000.00	225,000.00	225,000.00	0.00	0.00	0.00		0.00	
303.3410.0040	FIRE PROTECTION CONTRACT	707,000.00	707,000.00	707,000.00	0.00	0.00	0.00		0.00	
303.3410.0048	OTHER EXPENDITURES	22,300.00	22,300.00	3,710.37	18,589.63	0.00	18,589.63		18,589.63	
303.3410.0049	SERVICES-OTHR.DEPTS/GOVTS	7,600.00	7,600.00	7,227.00	373.00	0.00	373.00		373.00	
351.3410.0040	PAYMENT TO FIRE DIST	241,281.00	241,281.00	241,281.00	0.00	0.00	0.00		0.00	
351.3410.0048	OTHER OPERATE EXPENDITURE	0.00	0.00	(301.49)	301.49	0.00	301.49		301.49	
352.3410.0040	PAID TO FIRE DIST.TREAS.	89,390.00	89,390.00	89,390.00	0.00	0.00	0.00		0.00	
<b>LAKE DISTRICTS</b>										
401.7140.0013	TEMPORARY LABOR	35,000.00	39,400.00	42,739.50	(3,339.50)	0.00	(3,339.50)	3,350.00	10.50	BR#12
401.7140.0020	EQUIPMENT	25,000.00	20,500.00	19,995.00	505.00	0.00	505.00		505.00	
401.7140.0040	CONTRACTUAL EXPENSES	4,000.00	4,000.00	4,103.68	(103.68)	30.00	(133.68)	500.00	366.32	BR#12
401.7140.0041	SUPPLIES & MATERIALS	6,000.00	8,000.00	6,731.76	1,268.24	201.33	1,066.91		1,066.91	
401.7140.0042	UTILITIES EXPENSES	4,500.00	4,500.00	5,452.75	(952.75)	0.00	(952.75)	3,500.00	2,547.25	BR#12
401.7140.0043	INSURANCE	1,300.00	1,300.00	1,200.00	100.00	0.00	100.00		100.00	
401.7140.0044	ENGINEERING SERVICES	3,000.00	3,200.00	3,200.00	0.00	0.00	0.00		0.00	
401.7140.0045	O&M CUSTODIAL CONTRACT	13,000.00	13,000.00	10,833.30	2,166.70	0.00	2,166.70		2,166.70	
401.7140.0046	CONTRACT SPECIAL SERVICES	500.00	500.00	0.00	500.00	0.00	500.00		500.00	
401.7140.0047	REFUSE DISPOSAL	630.00	630.00	350.00	280.00	0.00	280.00		280.00	
401.7140.0048	OTHER EXPENDITURES	1,500.00	1,500.00	1,665.19	(165.19)	0.00	(165.19)	200.00	34.81	BR#12
401.7140.0049	SERVICES-OTHR.DEPTS/GOVTS	8,000.00	8,000.00	7,912.00	88.00	0.00	88.00		88.00	



**TOWN OF CARMEL**  
**BUDGET REVISIONS SEPTEMBER-OCTOBER 2017 - #2017/06**

ACCOUNT #	ACCOUNT DESCRIPTION	ORIGINAL BUDGET	ADJUSTED BUDGET	YTD ACTUAL EXPENDED	YTD UNEXPENDED BALANCE	YTD ENCUMBERED	YTD AVAILABLE BALANCE	BUDGET ADJUSTMENT	NET BUDGET BALANCE	BUDGET REVISION #
401.7140.0054	CAPITAL EXPENDITURES	10,000.00	11,000.00	10,367.19	632.81	0.00	632.81		632.81	
401.7140.0082	SOCIAL SECURITY	3,000.00	3,100.00	3,340.31	(240.31)	0.00	(240.31)	250.00	9.69	BR#12
401.7140.0083	WORKMANS COMPENSATION INS	2,100.00	2,100.00	1,900.00	200.00	0.00	200.00		200.00	
401.7140.0099	REPAIR RESERVE FUND	6,000.00	2,800.00	0.00	2,800.00	0.00	2,800.00	(2,800.00)	0.00	BR#12
402.7110.0013	TEMPORARY LABOR	500.00	500.00	0.00	500.00	0.00	500.00		500.00	
402.7110.0020	EQUIPMENT	2,000.00	2,000.00	0.00	2,000.00	0.00	2,000.00		2,000.00	
402.7110.0040	CONTRACTUAL EXPENSES	8,250.00	15,550.00	14,799.26	750.74	778.95	(28.21)	500.00	471.79	BR#13
402.7110.0041	WATER QUALITY/BIOMASS STUDY	5,500.00	5,500.00	3,845.00	1,655.00	0.00	1,655.00		1,655.00	
402.7110.0043	INSURANCE	600.00	600.00	500.00	100.00	0.00	100.00		100.00	
402.7110.0044	ENGINEERING SERVICES	2,000.00	2,150.00	2,150.00	0.00	0.00	0.00		0.00	
402.7110.0048	OTHER EXPENITURES	672.00	672.00	1,991.60	(1,319.60)	0.00	(1,319.60)	1,500.00	180.40	BR#13
402.7110.0049	SERVICES-OTHR.DEPTS/GOVTS	5,500.00	4,200.00	2,299.00	1,901.00	0.00	1,901.00		1,901.00	
402.7110.0099	REPAIR RESERVE FUND	11,888.00	5,738.00	0.00	5,738.00	0.00	5,738.00	(2,000.00)	3,738.00	BR#13
403.7140.0013	TEMPORARY LABOR	200.00	200.00	0.00	200.00	0.00	200.00		200.00	
403.7140.0020	EQUIPMENT	710.00	710.00	0.00	710.00	0.00	710.00		710.00	
403.7140.0040	CONTRACTUAL EXPENSES	10,000.00	10,000.00	3,476.57	6,523.43	329.00	6,194.43		6,194.43	
403.7140.0041	LAKE TREATMENT EXPENSE	13,500.00	13,500.00	12,100.00	1,400.00	0.00	1,400.00		1,400.00	
403.7140.0043	INSURANCE	350.00	350.00	300.00	50.00	0.00	50.00		50.00	
403.7140.0044	ENGINEERING SERVICES	3,000.00	3,200.00	3,200.00	0.00	0.00	0.00		0.00	
403.7140.0045	MAINTENANCE CONTRACTS	2,000.00	2,000.00	1,580.00	420.00	0.00	420.00		420.00	
403.7140.0048	OTHER EXPENDITURES	5,000.00	5,000.00	0.00	5,000.00	0.00	5,000.00		5,000.00	
403.7140.0049	SERVICE-OTHR.DEPTS/GOVTS	3,000.00	3,000.00	2,730.00	270.00	0.00	270.00		270.00	
403.7140.0099	REPAIR RESERVE FUND	5,910.00	5,710.00	0.00	5,710.00	0.00	5,710.00		5,710.00	
404.7140.0013	TEMPORARY LABOR	18,520.00	16,720.00	16,841.00	(121.00)	0.00	(121.00)	150.00	29.00	BR#14
404.7140.0020	EQUIPMENT	1,000.00	1,000.00	0.00	1,000.00	0.00	1,000.00		1,000.00	
404.7140.0040	CONTRACTUAL EXPENSES	7,824.00	9,324.00	9,740.00	(416.00)	0.00	(416.00)	750.00	334.00	BR#14
404.7140.0041	SUPPLIES & MATERIALS	2,400.00	2,400.00	1,040.00	1,360.00	0.00	1,360.00		1,360.00	
404.7140.0042	UTILITIES EXPENSES	560.00	560.00	830.49	(270.49)	0.00	(270.49)	500.00	229.51	BR#14
404.7140.0043	INSURANCE	450.00	450.00	400.00	50.00	0.00	50.00		50.00	
404.7140.0044	ENGINEERING SERVICES	3,000.00	3,200.00	3,200.00	0.00	0.00	0.00		0.00	
404.7140.0045	MAINTENANCE CONTRACTS	4,000.00	4,000.00	0.00	4,000.00	2,450.00	1,550.00		1,550.00	
404.7140.0046	CONTRACTUAL RENTALS	400.00	400.00	394.84	5.16	72.59	(67.43)	100.00	32.57	BR#14
404.7140.0047	REFUSE DISPOSAL	300.00	300.00	283.57	16.43	0.00	16.43		16.43	
404.7140.0048	OTHER EXPENDITURES	600.00	600.00	565.76	34.24	0.00	34.24		34.24	
404.7140.0049	SERVICES-OTHR.DEPTS/GOVTS	3,089.00	3,389.00	3,327.00	62.00	0.00	62.00		62.00	
404.7140.0082	SOCIAL SECURITY	1,249.00	1,249.00	1,318.35	(69.35)	0.00	(69.35)	100.00	30.65	BR#14
404.7140.0083	WORKMANS COMPENSATION INS	1,900.00	1,900.00	1,900.00	0.00	0.00	0.00		0.00	
404.7140.0099	REPAIR RESERVE FUND	5,998.00	5,798.00	0.00	5,798.00	0.00	5,798.00	(1,600.00)	4,198.00	BR#14
471.7140.0040	CONTRACTUAL EXPENSES	269,363.00	269,363.00	269,363.00	0.00	0.00	0.00		0.00	
471.7140.0048	OTHER EXPENDITURES	0.00	0.00	(445.19)	445.19	0.00	445.19		445.19	
<b>HIGHWAY FUND</b>										
500.5110.0011	GENERAL REPAIR LABOR	1,609,400.00	1,609,400.00	1,297,901.45	311,498.55	0.00	311,498.55		311,498.55	
500.5110.0012	GEN REP LABOR OVERTIME	3,000.00	3,000.00	1,438.76	1,561.24	0.00	1,561.24		1,561.24	
500.5110.0013	GEN REP LABOR TEMPORARY	60,000.00	58,780.00	38,175.29	20,604.71	0.00	20,604.71	(2,000.00)	18,604.71	BR#8
500.5110.0014	GENERAL REPAIR LONGEVITY	47,981.00	47,981.00	43,176.36	4,804.64	0.00	4,804.64		4,804.64	
500.5110.0017	STAFF CLOTHING ALLOWANCE	12,600.00	12,600.00	12,600.00	0.00	0.00	0.00		0.00	
500.5110.0018	HIGHWAY DIFFERENTIAL COMP	3,000.00	3,000.00	3,665.09	(665.09)	0.00	(665.09)	2,000.00	1,334.91	BR#8
500.5110.0019	GEN REP PAID ABSENCES	2,500.00	43,328.00	43,327.31	0.69	0.00	0.69		0.69	
500.5110.0020	GENERAL REPAIR ROAD TOOLS	10,000.00	10,000.00	3,578.99	6,421.01	150.00	6,271.01		6,271.01	
500.5110.0040	GENERAL REP.CONTRACT EXP.	140,000.00	140,000.00	109,356.14	30,643.86	14,167.80	16,476.06		16,476.06	
500.5110.0041	GENERAL REPAIR GAS & FUEL	100,000.00	100,000.00	35,050.47	64,949.53	16,502.50	48,447.03		48,447.03	
500.5110.0046	CONTRACTUAL ROAD RENTALS	7,000.00	7,000.00	1,665.00	5,335.00	2,500.00	2,835.00		2,835.00	
500.5110.0080	EMPLOYEE RETIREMENT SYST.	305,000.00	305,000.00	305,000.00	0.00	0.00	0.00		0.00	

**TOWN OF CARMEL**  
**BUDGET REVISIONS SEPTEMBER-OCTOBER 2017 - #2017/06**

ACCOUNT #	ACCOUNT DESCRIPTION	ORIGINAL BUDGET	ADJUSTED BUDGET	YTD ACTUAL EXPENDED	YTD UNEXPENDED BALANCE	YTD ENCUMBERED	YTD AVAILABLE BALANCE	BUDGET ADJUSTMENT	NET BUDGET BALANCE	BUDGET REVISION #
500.5110.0081	MCT MOBILITY TAX	5,575.00	5,575.00	3,834.57	1,740.43	0.00	1,740.43		1,740.43	
500.5110.0082	SOCIAL SECURITY	160,000.00	160,000.00	104,669.05	55,330.95	0.00	55,330.95		55,330.95	
<b>500.5110.0083</b>	<b>WORKERS COMPENSATION INS.</b>	<b>430,000.00</b>	<b>423,500.00</b>	<b>402,500.00</b>	<b>21,000.00</b>	<b>0.00</b>	<b>21,000.00</b>	<b>(15,000.00)</b>	<b>6,000.00</b>	<b>BR#11</b>
<b>500.5110.0084</b>	<b>HEALTH INSURANCE</b>	<b>485,000.00</b>	<b>485,000.00</b>	<b>421,968.85</b>	<b>63,031.15</b>	<b>0.00</b>	<b>63,031.15</b>	<b>(15,000.00)</b>	<b>48,031.15</b>	<b>BR#11</b>
500.5110.0085	EMPLOYEE WELFARE FUND	23,100.00	23,100.00	16,275.00	6,825.00	0.00	6,825.00		6,825.00	
500.5110.0086	RETIRES HEALTH INSURANCE	300,000.00	300,000.00	230,410.98	69,589.02	0.00	69,589.02		69,589.02	
500.5110.0087	DISABIL INSURANCE EXPENSE	3,000.00	3,000.00	395.52	2,604.48	0.00	2,604.48		2,604.48	
500.5110.0089	HWY STAFF MEDICAL EXAMS	2,000.00	2,000.00	1,518.00	482.00	0.00	482.00		482.00	
500.5112.0012	CHIPS OVERTIME	20,000.00	20,000.00	1,683.28	18,316.72	0.00	18,316.72		18,316.72	
500.5112.0020	C.H.I.P.S-CONTRCT EXPENSE	559,000.00	559,000.00	173,702.34	385,297.66	319,637.50	65,660.16		65,660.16	
500.5112.0082	SOCIAL SECURITY	6,498.00	6,498.00	129.67	6,368.33	0.00	6,368.33		6,368.33	
500.5130.0011	MACHINERY REPAIR LABOR	307,660.00	308,202.00	254,819.60	53,382.40	0.00	53,382.40		53,382.40	
500.5130.0012	MACHINERY REPAIR OVERTIME	8,000.00	8,000.00	862.55	7,137.45	0.00	7,137.45		7,137.45	
500.5130.0014	MACH REP.STAFF LONGEVITY	7,862.00	7,862.00	6,100.00	1,762.00	0.00	1,762.00		1,762.00	
500.5130.0016	CENTRAL GARAGE SERVICES	5,000.00	5,000.00	0.00	5,000.00	0.00	5,000.00		5,000.00	
500.5130.0017	STAFF CLOTHING ALLOWANCE	2,400.00	2,400.00	2,400.00	0.00	0.00	0.00		0.00	
500.5130.0018	TOOL EXP REIMBURSEMENT	1,400.00	1,400.00	1,012.61	387.39	0.00	387.39		387.39	
500.5130.0020	MACHINERY REPAIR TOOLS	11,000.00	11,000.00	9,680.34	1,319.66	171.06	1,148.60		1,148.60	
500.5130.0021	HWY MACHINERY & EQUIPMENT	2,000.00	2,459.00	2,020.18	438.82	0.00	438.82		438.82	
<b>500.5130.0040</b>	<b>MACHINERY REPAIR EXPENSES</b>	<b>450,000.00</b>	<b>460,171.00</b>	<b>399,111.25</b>	<b>61,059.75</b>	<b>78,903.44</b>	<b>(17,843.69)</b>	<b>30,000.00</b>	<b>12,156.31</b>	<b>BR#11</b>
500.5130.0041	MACHINERY REPAIR CAPTL EX	150,000.00	300,000.00	198,160.42	101,839.58	0.00	101,839.58		101,839.58	
500.5130.0046	EQUIPMENT LEASES/RENTALS	28,476.00	34,976.00	26,251.34	8,724.66	6,760.18	1,964.48		1,964.48	
500.5130.0080	EMPLOYEE RETIREMENT	60,000.00	60,000.00	58,750.00	1,250.00	0.00	1,250.00		1,250.00	
500.5130.0081	MCT MOBILITY TAX	1,272.00	1,272.00	870.93	401.07	0.00	401.07		401.07	
500.5130.0082	SOCIAL SECURITY	28,000.00	28,000.00	19,598.46	8,401.54	0.00	8,401.54		8,401.54	
500.5130.0083	WORKERS COMPENSATION INS.	35,000.00	35,000.00	32,500.00	2,500.00	0.00	2,500.00		2,500.00	
500.5130.0084	HEALTH INSURANCE	102,600.00	102,600.00	95,068.16	7,531.84	0.00	7,531.84		7,531.84	
500.5130.0085	EMPLOYEE WELFARE FUND	4,200.00	4,200.00	3,150.00	1,050.00	0.00	1,050.00		1,050.00	
500.5140.0011	WEEDS & BRUSH LABOR	156,150.00	156,428.00	129,333.20	27,094.80	0.00	27,094.80		27,094.80	
500.5140.0012	WEEDS & BRUSH OVERTIME	11,500.00	11,500.00	7,354.63	4,145.37	0.00	4,145.37		4,145.37	
500.5140.0014	WEEDS & BRUSH LONGEVITY	4,202.00	4,202.00	1,762.00	2,440.00	0.00	2,440.00		2,440.00	
500.5140.0017	STAFF CLOTHING ALLOWANCES	1,200.00	1,200.00	1,200.00	0.00	0.00	0.00		0.00	
500.5140.0020	WEEDS AND BRUSH TOOLS	3,500.00	3,500.00	0.00	3,500.00	0.00	3,500.00		3,500.00	
500.5140.0040	WEEDS & BRUSH EXPENSE	5,000.00	5,000.00	0.00	5,000.00	0.00	5,000.00		5,000.00	
500.5140.0041	WEEDS & BRUSH-GAS & FUEL	25,000.00	25,000.00	15,483.67	9,516.33	4,847.50	4,668.83		4,668.83	
500.5140.0049	OTHER EXPENDITURES	3,000.00	3,000.00	1,935.07	1,064.93	325.00	739.93		739.93	
500.5140.0080	EMPLOYEE RETIREMENT	32,500.00	32,500.00	31,125.00	1,375.00	0.00	1,375.00		1,375.00	
500.5140.0081	MCT MOBILITY TAX	674.00	674.00	455.93	218.07	0.00	218.07		218.07	
500.5140.0082	SOCIAL SECURITY	14,500.00	14,500.00	10,303.32	4,196.68	0.00	4,196.68		4,196.68	
500.5140.0083	WORKERS COMPENSATION INS.	25,000.00	25,000.00	23,500.00	1,500.00	0.00	1,500.00		1,500.00	
500.5140.0084	HEALTH INSURANCE	51,300.00	51,300.00	47,534.08	3,765.92	0.00	3,765.92		3,765.92	
500.5140.0085	EMPLOYEE WELFARE FUND	2,100.00	2,100.00	1,575.00	525.00	0.00	525.00		525.00	
500.5142.0011	SNOW REMOVAL LABOR	227,262.00	227,662.00	188,229.60	39,432.40	0.00	39,432.40		39,432.40	
500.5142.0012	SNOW REMOVAL OVERTIME	300,000.00	300,000.00	190,199.70	109,800.30	0.00	109,800.30		109,800.30	
500.5142.0014	SNOW REMOVAL LONGEVITY	6,100.00	6,100.00	4,338.00	1,762.00	0.00	1,762.00		1,762.00	
500.5142.0017	STAFF CLOTHING ALLOWANCE	1,800.00	1,800.00	1,800.00	0.00	0.00	0.00		0.00	
500.5142.0040	SNOW REMOVAL RENTALS	4,200.00	4,200.00	3,969.00	231.00	0.00	231.00		231.00	
500.5142.0041	SNOW REMOVAL-GAS & FUEL	70,000.00	70,000.00	20,150.38	49,849.62	0.00	49,849.62		49,849.62	
500.5142.0046	CONTRACTUAL SWEEPING	40,000.00	40,000.00	0.00	40,000.00	0.00	40,000.00		40,000.00	
500.5142.0049	SNOW CONTROL MATERIALS	700,000.00	784,300.00	500,313.22	283,986.78	0.00	283,986.78		283,986.78	
500.5142.0080	EMPLOYEE RETIREMNT	90,000.00	90,000.00	88,750.00	1,250.00	0.00	1,250.00		1,250.00	
500.5142.0081	MCT MOBILITY TAX	1,770.00	1,770.00	1,221.69	548.31	0.00	548.31		548.31	
500.5142.0082	SOCIAL SECURITY	50,000.00	50,000.00	28,126.87	21,873.13	0.00	21,873.13		21,873.13	

**TOWN OF CARMEL**  
**BUDGET REVISIONS SEPTEMBER-OCTOBER 2017 - #2017/06**

ACCOUNT #	ACCOUNT DESCRIPTION	ORIGINAL BUDGET	ADJUSTED BUDGET	YTD ACTUAL EXPENDED	YTD UNEXPENDED BALANCE	YTD ENCUMBERED	YTD AVAILABLE BALANCE	BUDGET ADJUSTMENT	NET BUDGET BALANCE	BUDGET REVISION #
500.5142.0083	WORKERS COMPENSATION INS.	35,000.00	35,000.00	32,500.00	2,500.00	0.00	2,500.00		2,500.00	
500.5142.0084	HEALTH INSURANCE	62,600.00	62,600.00	57,922.37	4,677.63	0.00	4,677.63		4,677.63	
500.5142.0085	EMPLOYEE WELFARE FUND	3,150.00	3,150.00	2,362.50	787.50	0.00	787.50		787.50	
500.5148.0011	SERVICES OTHER GOVT LABOR	1,000.00	1,000.00	0.00	1,000.00	0.00	1,000.00		1,000.00	
500.5148.0040	SERVICE FOR OTHER GOVTS	2,000.00	2,000.00	377.00	1,623.00	0.00	1,623.00		1,623.00	
500.9901.0099	TRANSFER TO DEBT SERV FD	1,150,000.00	1,150,000.00	1,150,000.00	0.00	0.00	0.00		0.00	
<b>GARBAGE DISTRICTS</b>										
571.8160.0010	PERSONAL SERV	15,000.00	15,000.00	15,000.00	0.00	0.00	0.00		0.00	
571.8160.0045	GARBAGE CONTRACT	2,540,000.00	2,540,000.00	1,799,583.57	740,416.43	0.00	740,416.43		740,416.43	
572.8160.0010	PERSONAL SERV	5,000.00	5,000.00	5,000.00	0.00	0.00	0.00		0.00	
572.8160.0045	GARBAGE CONTRACT	270,000.00	270,000.00	189,673.38	80,326.62	0.00	80,326.62		80,326.62	
<b>WATER DISTRICTS</b>										
601.8310.0013	TEMPORARY LABOR	400.00	400.00	0.00	400.00	0.00	400.00		400.00	
601.8310.0020	EQUIPMENT METERS	1,500.00	2,028.52	1,027.66	1,000.86	0.00	1,000.86		1,000.86	
601.8310.0040	CONTRACTUAL REPAIRS	7,000.00	7,000.00	1,508.90	5,491.10	924.63	4,566.47		4,566.47	
601.8310.0041	CHEMICAL EXPENSE	1,472.00	1,472.00	813.57	658.43	22.79	635.64		635.64	
601.8310.0043	INSURANCE EXPENDITURES	700.00	700.00	500.00	200.00	0.00	200.00		200.00	
601.8310.0044	ENGINEERING SERVICES	3,000.00	3,200.00	3,200.00	0.00	0.00	0.00		0.00	
601.8310.0047	EMERGENCY REPAIRS	22,300.00	22,300.00	3,143.07	19,156.93	1,621.27	17,535.66		17,535.66	
601.8310.0048	OTHR.OPERATING EXPENSES	1,528.00	1,528.00	117.56	1,410.44	0.00	1,410.44		1,410.44	
601.8310.0049	SERVICES-OTHR.DEPTS/GOVTS	10,000.00	10,000.00	7,915.82	2,084.18	0.00	2,084.18		2,084.18	
601.8310.0099	REPAIR RESERVE FUND	14,998.00	14,390.00	0.00	14,390.00	0.00	14,390.00		14,390.00	
601.9901.0099	TRANSFER TO OTHER FUNDS	21,500.00	21,500.00	21,500.00	0.00	0.00	0.00		0.00	
601.9902.0099	TRANSFER TO DEBT FUND	5,800.00	5,800.00	5,800.00	0.00	0.00	0.00		0.00	
602.8310.0013	TEMPORARY LABOR	3,000.00	3,000.00	0.00	3,000.00	0.00	3,000.00		3,000.00	
602.8310.0020	EQUIPMENT-METERS	10,000.00	10,000.00	5,968.48	4,031.52	0.00	4,031.52		4,031.52	
602.8310.0040	CONTRACTUAL REPAIRS	95,000.00	96,450.00	38,794.26	57,655.74	7,691.00	49,964.74		49,964.74	
602.8310.0041	CHEMICAL EXPENSES	80,000.00	80,000.00	40,380.75	39,619.25	4,714.71	34,904.54		34,904.54	
602.8310.0042	UTILITIES EXPENSES	110,000.00	110,000.00	68,963.85	41,036.15	0.00	41,036.15		41,036.15	
602.8310.0043	INSURANCE EXPENDITURES	12,000.00	12,000.00	12,000.00	0.00	0.00	0.00		0.00	
602.8310.0044	ENGINEERING SERVICES	35,000.00	37,300.00	37,300.00	0.00	0.00	0.00		0.00	
602.8310.0045	OPER. & MAINT.CONTRACT	233,827.00	233,827.00	194,855.30	38,971.70	0.00	38,971.70		38,971.70	
602.8310.0046	PURCHASE OF WATER	760,000.00	760,000.00	417,274.26	342,725.74	0.00	342,725.74		342,725.74	
602.8310.0047	EMERGENCY REPAIRS	125,000.00	125,000.00	80,446.57	44,553.43	8,568.18	35,985.25		35,985.25	
602.8310.0048	OTHER OPERATING EXPENSES	40,157.00	40,157.00	15,879.52	24,277.48	76.00	24,201.48		24,201.48	
602.8310.0049	SERVICES-OTHR.DEPTS/GOVTS	175,000.00	175,000.00	172,617.99	2,382.01	0.00	2,382.01		2,382.01	
602.8310.0090	CONTINGENCY	60,000.00	60,000.00	0.00	60,000.00	0.00	60,000.00		60,000.00	
602.8310.0099	REPAIR RESERVE FUND	75,000.00	72,700.00	0.00	72,700.00	0.00	72,700.00		72,700.00	
602.9901.0099	TRANS TO DEBT SERVICE FD	54,000.00	54,000.00	54,000.00	0.00	0.00	0.00		0.00	
603.8310.0013	TEMPORARY LABOR	500.00	500.00	0.00	500.00	0.00	500.00		500.00	
603.8310.0020	EQUIPMENT	3,500.00	3,500.00	1,448.89	2,051.11	0.00	2,051.11		2,051.11	
603.8310.0040	CONTRACTUAL REPAIRS	35,000.00	32,000.03	10,553.06	21,446.97	425.03	21,021.94		21,021.94	
603.8310.0041	CHEMICAL EXPENSES	2,500.00	2,500.00	1,004.80	1,495.20	0.00	1,495.20		1,495.20	
603.8310.0042	UTILITIES EXPENSES	14,500.00	14,500.00	10,196.07	4,303.93	0.00	4,303.93		4,303.93	
603.8310.0043	INSURANCE EXPENDITURES	2,200.00	2,200.00	2,000.00	200.00	0.00	200.00		200.00	
603.8310.0044	ENGINEERING SERVICES	12,000.00	12,800.00	12,800.00	0.00	0.00	0.00		0.00	
603.8310.0045	OPER. & MAINT.CONTRACT	33,021.00	33,021.00	27,516.60	5,504.40	0.00	5,504.40		5,504.40	
603.8310.0046	PURCHASE OF WATER	6,000.00	6,000.00	0.00	6,000.00	0.00	6,000.00		6,000.00	
603.8310.0047	EMERGENCY REPAIRS	40,000.00	40,000.00	30,924.14	9,075.86	70.00	9,005.86		9,005.86	
603.8310.0048	OTHR.OPERATING EXPENSES	8,500.00	13,500.00	10,282.04	3,217.96	18.00	3,199.96		3,199.96	
603.8310.0049	SERVICES-OTHR.DEPTS/GOVTS	18,500.00	18,500.00	18,133.02	366.98	0.00	366.98		366.98	
603.8310.0099	REPAIR RESERVE FUND	9,250.00	8,450.00	0.00	8,450.00	0.00	8,450.00		8,450.00	
603.9901.0099	TRANS TO DEBT SERVICE FD.	23,050.00	23,050.00	23,050.00	0.00	0.00	0.00		0.00	

**TOWN OF CARMEL**  
**BUDGET REVISIONS SEPTEMBER-OCTOBER 2017 - #2017/06**

ACCOUNT #	ACCOUNT DESCRIPTION	ORIGINAL BUDGET	ADJUSTED BUDGET	YTD ACTUAL EXPENDED	YTD UNEXPENDED BALANCE	YTD ENCUMBERED	YTD AVAILABLE BALANCE	BUDGET ADJUSTMENT	NET BUDGET BALANCE	BUDGET REVISION #
604.8310.0013	TEMPORARY LABOR	500.00	500.00	0.00	500.00	0.00	500.00		500.00	
604.8310.0020	EQUIPMENT	1,800.00	1,800.00	171.68	1,628.32	0.00	1,628.32		1,628.32	
604.8310.0040	CONTRACTUAL REPAIRS	19,500.00	17,500.00	5,821.48	11,678.52	0.00	11,678.52		11,678.52	
604.8310.0041	CHEMICAL EXPENSES	1,500.00	1,500.00	22.50	1,477.50	0.00	1,477.50		1,477.50	
604.8310.0042	UTILITIES EXPENSES	9,147.00	9,147.00	5,936.11	3,210.89	0.00	3,210.89		3,210.89	
604.8310.0043	INSURANCE EXPENDITURES	2,200.00	2,200.00	2,000.00	200.00	0.00	200.00		200.00	
604.8310.0044	ENGINEERING SERVICES	2,500.00	2,700.00	2,700.00	0.00	0.00	0.00		0.00	
604.8310.0045	OPERATION & MAINT CONTRCT	18,282.00	18,282.00	16,750.47	1,531.53	0.00	1,531.53		1,531.53	
604.8310.0046	PURCHASE OF WATER	500.00	1,500.00	795.00	705.00	0.00	705.00		705.00	
604.8310.0047	EMERGENCY REPAIRS	40,000.00	45,000.00	40,937.98	4,062.02	0.00	4,062.02		4,062.02	
604.8310.0048	OTHER OPERATING EXPENSES	4,000.00	4,000.00	2,065.86	1,934.14	185.00	1,749.14		1,749.14	
604.8310.0049	SERVICES-OTHR.DEPTS/GOVTS	15,000.00	15,000.00	13,516.69	1,483.31	0.00	1,483.31		1,483.31	
604.8310.0086	RETIRES HEALTH INSURNACE	7,000.00	7,000.00	0.00	7,000.00	0.00	7,000.00		7,000.00	
604.8310.0099	REPAIR RESERVE FUND	15,000.00	10,800.00	0.00	10,800.00	0.00	10,800.00		10,800.00	
604.9901.0099	TRANSFER TO DEBT SERVICE	33,290.00	33,290.00	33,290.00	0.00	0.00	0.00		0.00	
605.8310.0013	TEMPORARY LABOR	500.00	500.00	0.00	500.00	0.00	500.00		500.00	
605.8310.0020	EQUIPMENT	3,500.00	3,500.00	0.00	3,500.00	0.00	3,500.00		3,500.00	
605.8310.0040	CONTRACTUAL REPAIRS	3,000.00	3,000.00	1,127.81	1,872.19	0.00	1,872.19		1,872.19	
605.8310.0041	CHEMICAL EXPENSES	500.00	500.00	0.00	500.00	0.00	500.00		500.00	
605.8310.0042	UTILITIES EXPENSES	6,200.00	6,200.00	2,873.11	3,326.89	0.00	3,326.89		3,326.89	
605.8310.0043	INSURANCE EXPENDITURES	800.00	800.00	600.00	200.00	0.00	200.00		200.00	
605.8310.0044	ENGINEERING SERVICES	1,500.00	1,600.00	1,600.00	0.00	0.00	0.00		0.00	
605.8310.0045	OPER. & MAINT.CONTRACT	10,914.00	10,914.00	10,004.06	909.94	0.00	909.94		909.94	
605.8310.0047	EMERGENCY REPAIRS	8,000.00	16,286.35	13,564.99	2,721.36	0.00	2,721.36		2,721.36	
605.8310.0048	OTHR.OPERATING EXPENSES	2,344.00	2,344.00	1,551.22	792.78	300.00	492.78		492.78	
605.8310.0049	SERVICES-OTHR.DEPTS/GOVTS	5,800.00	5,800.00	4,541.68	1,258.32	0.00	1,258.32		1,258.32	
605.8310.0099	REPAIR RESERVE FUND	5,000.00	4,900.00	0.00	4,900.00	0.00	4,900.00		4,900.00	
605.9901.0099	TRANSFER TO DEBT FUND	5,600.00	5,600.00	5,600.00	0.00	0.00	0.00		0.00	
606.8310.0013	TEMPORARY LABOR	500.00	500.00	0.00	500.00	0.00	500.00		500.00	
606.8310.0020	EQUIPMENT	1,000.00	1,000.00	0.00	1,000.00	0.00	1,000.00		1,000.00	
606.8310.0040	CONTRACTUAL REPAIRS	12,000.00	12,398.25	2,436.25	9,962.00	325.00	9,637.00		9,637.00	
606.8310.0041	CHEMICAL EXPENSES	700.00	700.00	0.00	700.00	0.00	700.00		700.00	
606.8310.0042	UTILITIES EXPENSES	12,500.00	12,500.00	8,090.23	4,409.77	0.00	4,409.77		4,409.77	
606.8310.0043	INSURANCE EXPENDITURES	1,500.00	1,500.00	1,300.00	200.00	0.00	200.00		200.00	
606.8310.0044	ENGINEERING SERVICES	3,000.00	3,200.00	3,200.00	0.00	0.00	0.00		0.00	
606.8310.0045	OPER. & MAINT.CONTRACT	17,342.00	17,342.00	15,895.99	1,446.01	0.00	1,446.01		1,446.01	
606.8310.0047	EMERGENCY REPAIRS	15,000.00	15,000.00	2,860.88	12,139.12	1,440.00	10,699.12		10,699.12	
606.8310.0048	OTHR.OPERATING EXPENSES	3,898.00	3,898.00	2,526.54	1,371.46	1,051.00	320.46		320.46	
606.8310.0049	SERVICES-OTHR.DEPTS/GOVTS	8,800.00	8,800.00	8,012.65	787.35	0.00	787.35		787.35	
606.8310.0099	REPAIR RESERVE FUND	5,000.00	4,800.00	0.00	4,800.00	0.00	4,800.00		4,800.00	
606.9901.0099	TRANSFER TO DEBT FUND	21,050.00	21,050.00	21,050.00	0.00	0.00	0.00		0.00	
607.8310.0013	TEMPORARY LABOR	500.00	500.00	0.00	500.00	0.00	500.00		500.00	
607.8310.0020	EQUIPMENT	500.00	500.00	0.00	500.00	0.00	500.00		500.00	
607.8310.0040	CONTRACTUAL REPAIRS	8,800.00	8,800.00	1,131.37	7,668.63	0.00	7,668.63		7,668.63	
607.8310.0041	CHEMICAL EXPENSES	300.00	300.00	0.00	300.00	0.00	300.00		300.00	
607.8310.0042	UTILITIES EXPENSES	10,900.00	10,900.00	6,554.52	4,345.48	0.00	4,345.48		4,345.48	
607.8310.0043	INSURANCE EXPENDITURES	1,200.00	1,200.00	1,000.00	200.00	0.00	200.00		200.00	
607.8310.0044	ENGINEERING SERVICES	2,000.00	2,150.00	2,150.00	0.00	0.00	0.00		0.00	
607.8310.0045	OPER. & MAINT.CONTRACT	14,539.00	14,539.00	13,327.16	1,211.84	0.00	1,211.84		1,211.84	
607.8310.0046	PURCHASE OF WATER	500.00	500.00	0.00	500.00	0.00	500.00		500.00	
607.8310.0047	EMERGENCY REPAIRS	15,000.00	24,984.17	13,853.85	11,130.32	0.00	11,130.32		11,130.32	
607.8310.0048	OTHER OPERATING EXPENSES	3,025.00	3,025.00	1,628.06	1,396.94	315.00	1,081.94		1,081.94	
607.8310.0049	SERVICES-OTHR.DEPTS/GOVTS	9,200.00	9,200.00	7,117.13	2,082.87	0.00	2,082.87		2,082.87	

**TOWN OF CARMEL**  
**BUDGET REVISIONS SEPTEMBER-OCTOBER 2017 - #2017/06**

ACCOUNT #	ACCOUNT DESCRIPTION	ORIGINAL BUDGET	ADJUSTED BUDGET	YTD ACTUAL EXPENDED	YTD UNEXPENDED BALANCE	YTD ENCUMBERED	YTD AVAILABLE BALANCE	BUDGET ADJUSTMENT	NET BUDGET BALANCE	BUDGET REVISION #
607.8310.0099	REPAIR RESERVE FUND	6,000.00	5,850.00	0.00	5,850.00	0.00	5,850.00		5,850.00	
607.9901.0099	TRANSFER TO DEBT FUND	12,520.00	12,520.00	12,520.00	0.00	0.00	0.00		0.00	
608.8310.0013	TEMPORARY LABOR	1,000.00	1,000.00	0.00	1,000.00	0.00	1,000.00		1,000.00	
608.8310.0020	EQUIPMENT	2,000.00	7,363.35	6,503.79	859.56	0.00	859.56		859.56	
608.8310.0040	CONTRACTUAL REPAIRS	50,000.00	50,398.25	16,021.81	34,376.44	6,654.46	27,721.98	(10,000.00)	17,721.98	BR#15
608.8310.0041	CHEMICAL EXPENSES	10,000.00	10,000.00	5,173.30	4,826.70	144.91	4,681.79		4,681.79	
608.8310.0042	UTILITIES EXPENSES	35,000.00	35,000.00	24,776.85	10,223.15	0.00	10,223.15		10,223.15	
608.8310.0043	INSURANCE EXPENDITURES	6,500.00	6,500.00	6,200.00	300.00	0.00	300.00		300.00	
608.8310.0044	ENGINEERING SERVICES	20,000.00	21,300.00	21,300.00	0.00	0.00	0.00		0.00	
608.8310.0045	OPER.&MAINT.CONTRACT	174,760.00	174,760.00	160,196.41	14,563.59	0.00	14,563.59		14,563.59	
608.8310.0046	PURCHASE OF WATER	1,000.00	1,000.00	0.00	1,000.00	0.00	1,000.00		1,000.00	
608.8310.0047	EMERGENCY REPAIRS	50,000.00	50,000.00	56,731.09	(6,731.09)	15,193.84	(21,924.93)	30,000.00	8,075.07	BR#15
608.8310.0048	OTHER OPERATING EXPENSES	7,996.00	7,996.00	3,711.43	4,284.57	59.00	4,225.57		4,225.57	
608.8310.0049	SERVICES-OTHR.DEPTS/GOVTS	48,300.00	48,300.00	48,107.56	192.44	0.00	192.44		192.44	
608.8310.0090	CONTINGENCY	10,000.00	10,000.00	0.00	10,000.00	0.00	10,000.00	(10,000.00)	0.00	BR#15
608.8310.0099	REPAIR RESERVE FUND	30,793.00	24,896.00	0.00	24,896.00	0.00	24,896.00	(10,000.00)	14,896.00	BR#15
608.9901.0099	TRANSFER TO DEBT FUND	240,000.00	240,000.00	240,000.00	0.00	0.00	0.00		0.00	
609.8310.0013	TEMPORARY LABOR	300.00	300.00	0.00	300.00	0.00	300.00		300.00	
609.8310.0020	EQUIPMENT	1,000.00	1,000.00	0.00	1,000.00	0.00	1,000.00		1,000.00	
609.8310.0040	CONTRACTUAL REPAIRS	10,500.00	10,500.00	518.68	9,981.32	1,357.00	8,624.32		8,624.32	
609.8310.0041	CHEMICAL EXPENSES	700.00	700.00	0.00	700.00	0.00	700.00		700.00	
609.8310.0042	UTILITIES EXPENSES	10,500.00	10,500.00	6,159.06	4,340.94	0.00	4,340.94		4,340.94	
609.8310.0043	INSURANCE EXPENDITURES	2,000.00	2,000.00	1,700.00	300.00	0.00	300.00		300.00	
609.8310.0044	ENGINEERING SERVICES	3,000.00	3,200.00	3,200.00	0.00	0.00	0.00		0.00	
609.8310.0045	OPER. & MAINT.CONTRACT	11,184.00	11,184.00	10,251.67	932.33	0.00	932.33		932.33	
609.8310.0047	EMERGENCY REPAIRS	35,000.00	35,000.00	7,017.91	27,982.09	4,424.68	23,557.41		23,557.41	
609.8310.0048	OTHER OPERATING EXPENSES	5,168.00	5,168.00	3,890.86	1,277.14	300.00	977.14		977.14	
609.8310.0049	SERVICES-OTHR.DEPTS/GOVTS	15,800.00	15,800.00	11,750.54	4,049.46	0.00	4,049.46		4,049.46	
609.8310.0090	CONTINGENCY	5,000.00	5,000.00	0.00	5,000.00	0.00	5,000.00		5,000.00	
609.8310.0099	REPAIR RESERVE FUND	12,900.00	12,700.00	0.00	12,700.00	0.00	12,700.00		12,700.00	
609.9901.0099	TRANSFER TO DEBT FUND	49,570.00	49,570.00	49,570.00	0.00	0.00	0.00		0.00	
610.8310.0013	TEMPORARY LABOR	300.00	300.00	0.00	300.00	0.00	300.00		300.00	
610.8310.0020	EQUIPMENT	1,500.00	2,621.45	2,082.10	539.35	0.00	539.35		539.35	
610.8310.0040	CONTRACTUAL REPAIRS	11,500.00	11,500.00	4,237.83	7,262.17	2,709.81	4,552.36		4,552.36	
610.8310.0041	CHEMICAL EXPENSE	3,120.00	3,120.00	1,724.43	1,395.57	48.31	1,347.26		1,347.26	
610.8310.0042	UTILITIES EXPENSES	4,200.00	4,200.00	1,859.82	2,340.18	0.00	2,340.18		2,340.18	
610.8310.0043	INSURANCE EXPENDITURES	2,000.00	2,000.00	1,700.00	300.00	0.00	300.00		300.00	
610.8310.0044	ENGINEERING SERVICES	2,500.00	2,700.00	2,700.00	0.00	0.00	0.00		0.00	
610.8310.0047	EMERGENCY REPAIRS	28,500.00	28,500.00	32,958.00	(4,458.00)	3,436.39	(7,894.39)	13,500.00	5,605.61	BR#16
610.8310.0048	OTHER OPERATING EXPENSES	1,542.00	1,542.00	845.03	696.97	0.00	696.97		696.97	
610.8310.0049	SERVICES-OTHR.DEPTS/GOVTS	12,500.00	12,500.00	12,443.21	56.79	0.00	56.79		56.79	
610.8310.0090	CONTINGENCY	8,000.00	8,000.00	0.00	8,000.00	0.00	8,000.00	(8,000.00)	0.00	BR#16
610.8310.0099	REPAIR RESERVE FUND	10,598.00	9,532.00	0.00	9,532.00	0.00	9,532.00	(5,500.00)	4,032.00	BR#16
610.9901.0099	TRANSFER TO DEBT FUND	29,000.00	29,000.00	29,000.00	0.00	0.00	0.00		0.00	
610.9902.0099	TRANSFER TO OTHER FUND	38,500.00	38,500.00	38,500.00	0.00	0.00	0.00		0.00	
610.9903.0099	TRANSFER TO CWD & DEBT	3,150.00	3,150.00	3,150.00	0.00	0.00	0.00		0.00	
612.8310.0013	TEMPORARY LABOR	300.00	300.00	0.00	300.00	0.00	300.00		300.00	
612.8310.0020	EQUIPMENT	1,000.00	1,000.00	85.84	914.16	0.00	914.16		914.16	
612.8310.0040	CONTRACTUAL REPAIRS	35,000.00	35,000.00	7,102.97	27,897.03	959.55	26,937.48		26,937.48	
612.8310.0041	CHEMICAL EXPENSES	4,000.00	4,000.00	1,184.80	2,815.20	0.00	2,815.20		2,815.20	
612.8310.0042	UTILITIES EXPENSES	19,200.00	19,200.00	10,478.82	8,721.18	0.00	8,721.18		8,721.18	
612.8310.0043	INSURANCE EXPENDITURES	1,200.00	1,200.00	1,000.00	200.00	0.00	200.00		200.00	
612.8310.0044	ENGINEERING SERVICES	5,000.00	5,300.00	5,300.00	0.00	0.00	0.00		0.00	

**TOWN OF CARMEL**  
**BUDGET REVISIONS SEPTEMBER-OCTOBER 2017 - #2017/06**

ACCOUNT #	ACCOUNT DESCRIPTION	ORIGINAL BUDGET	ADJUSTED BUDGET	YTD ACTUAL EXPENDED	YTD UNEXPENDED BALANCE	YTD ENCUMBERED	YTD AVAILABLE BALANCE	BUDGET ADJUSTMENT	NET BUDGET BALANCE	BUDGET REVISION #
612.8310.0045	OPER. & MAINT.CONTRACT	9,819.00	9,819.00	8,181.20	1,637.80	0.00	1,637.80		1,637.80	
612.8310.0046	PURCHASE OF WATER	6,000.00	6,000.00	1,937.50	4,062.50	0.00	4,062.50		4,062.50	
612.8310.0047	EMERGENCY REPAIRS	35,000.00	35,000.00	16,989.76	18,010.24	4,509.72	13,500.52		13,500.52	
612.8310.0048	OTHER OPERATING EXPENSES	6,255.00	6,255.00	3,450.40	2,804.60	9.00	2,795.60		2,795.60	
612.8310.0049	SERVICES-OTHR.DEPTS/GOVTS	14,500.00	14,500.00	13,816.60	683.40	0.00	683.40		683.40	
612.8310.0099	REPAIR RESERVE FUND	10,000.00	9,700.00	0.00	9,700.00	0.00	9,700.00		9,700.00	
612.9901.0099	TRANSFER TO DEBT FUND 887	4,180.00	4,180.00	4,180.00	0.00	0.00	0.00		0.00	
613.8310.0013	TEMPORARY LABOR	500.00	500.00	0.00	500.00	0.00	500.00		500.00	
613.8310.0020	EQUIPMENT	1,500.00	2,235.68	1,310.36	925.32	0.00	925.32		925.32	
613.8310.0040	CONTRACTUAL REPAIRS	7,500.00	7,500.00	1,901.29	5,598.71	1,286.45	4,312.26		4,312.26	
613.8310.0041	CHEMICAL EXPENSE	2,048.00	2,048.00	1,131.95	916.05	31.71	884.34		884.34	
613.8310.0043	INSURANCE EXPENDITURES	1,200.00	1,200.00	1,000.00	200.00	0.00	200.00		200.00	
613.8310.0044	ENGINEERING SERVICES	1,500.00	1,600.00	1,600.00	0.00	0.00	0.00		0.00	
613.8310.0047	EMERGENCY REPAIRS	5,000.00	5,000.00	4,372.97	627.03	2,255.68	(1,628.65)	3,000.00	1,371.35	BR#17
613.8310.0048	OTHER OPERATING EXPENSES	336.00	336.00	271.72	64.28	0.00	64.28		64.28	
613.8310.0049	SERVICES-OTHR.DEPTS/GOVTS	6,817.00	6,817.00	6,588.30	228.70	0.00	228.70		228.70	
613.8310.0099	REPAIR RESERVE FUND	7,862.00	7,194.00	0.00	7,194.00	0.00	7,194.00	(3,000.00)	4,194.00	BR#17
613.9901.0099	TRANS TO DEBT SERVICE FD	63,950.00	63,950.00	63,950.00	0.00	0.00	0.00		0.00	
613.9902.0099	TRANS TO CWD #8	23,500.00	23,500.00	23,500.00	0.00	0.00	0.00		0.00	
613.9903.0099	CWD 8 DEBT FUND	7,350.00	7,350.00	7,350.00	0.00	0.00	0.00		0.00	
613.9904.0099	CWD10 DEBT FUND	2,450.00	2,450.00	2,450.00	0.00	0.00	0.00		0.00	
614.8310.0013	TEMPORARY LABOR	150.00	150.00	0.00	150.00	0.00	150.00		150.00	
614.8310.0020	EQUIPMENT	1,000.00	1,000.00	85.84	914.16	0.00	914.16		914.16	
614.8310.0040	CONTRACTUAL REPAIRS	10,000.00	10,000.00	1,120.08	8,879.92	975.00	7,904.92		7,904.92	
614.8310.0041	CHEMICAL EXPENSES	350.00	350.00	0.00	350.00	0.00	350.00		350.00	
614.8310.0042	UTILITIES EXPENSES	7,000.00	7,000.00	3,914.73	3,085.27	0.00	3,085.27		3,085.27	
614.8310.0043	INSURANCE EXPENDITURES	1,300.00	1,300.00	1,200.00	100.00	0.00	100.00		100.00	
614.8310.0044	ENGINEERING SERVICES	1,500.00	1,600.00	1,600.00	0.00	0.00	0.00		0.00	
614.8310.0045	OPER. & MAINT.CONTRACT	18,164.00	18,164.00	16,650.15	1,513.85	0.00	1,513.85		1,513.85	
614.8310.0047	EMERGENCY REPAIRS	18,000.00	18,000.00	14,280.94	3,719.06	0.00	3,719.06		3,719.06	
614.8310.0048	OTHER OPERATING EXPENSES	1,942.00	1,942.00	1,637.34	304.66	15.00	289.66		289.66	
614.8310.0049	SERVICES-OTHR.DEPTS/GOVTS	7,500.00	7,500.00	7,024.11	475.89	0.00	475.89		475.89	
614.8310.0099	REPAIR RESERVE FUND	7,210.00	7,110.00	0.00	7,110.00	0.00	7,110.00		7,110.00	
614.9901.0099	TRANS TO DEBT SERVICE FD	15,340.00	15,340.00	15,340.00	0.00	0.00	0.00		0.00	
622.8310.0040	CONTRACTUAL REPAIRS	3,000.00	3,000.00	0.00	3,000.00	0.00	3,000.00		3,000.00	
622.8310.0043	INSURANCE EXPENDITURES	1,500.00	1,500.00	1,300.00	200.00	0.00	200.00		200.00	
622.8310.0044	ENGINEERING SERVICES	3,000.00	3,200.00	3,200.00	0.00	0.00	0.00		0.00	
622.8310.0047	EMERGENCY REPAIRS	5,000.00	5,000.00	0.00	5,000.00	0.00	5,000.00		5,000.00	
622.8310.0048	OTHER OPERATING EXPENSES	500.00	500.00	96.54	403.46	0.00	403.46		403.46	
622.8310.0049	SERVICES-OTHR.DEPTS/GOVTS	24,500.00	24,500.00	24,448.39	51.61	0.00	51.61		51.61	
622.8310.0099	REPAIR RESERVE FUND	9,500.00	9,300.00	0.00	9,300.00	0.00	9,300.00		9,300.00	
622.9901.0099	TRANS TO CWD#2-O & M FD	226,871.00	226,871.00	226,871.00	0.00	0.00	0.00		0.00	
622.9902.0099	TRANSFER TO CWD#2-DEBT FD	13,860.00	13,860.00	13,860.00	0.00	0.00	0.00		0.00	
<b>SEWER DISTRICTS</b>										
701.8130.0013	TEMPORARY LABOR	500.00	500.00	0.00	500.00	0.00	500.00		500.00	
701.8130.0020	EQUIPMENT	500.00	500.00	0.00	500.00	0.00	500.00		500.00	
701.8130.0040	CONTRACTUAL REPAIRS	12,660.00	12,660.00	2,413.14	10,246.86	597.50	9,649.36		9,649.36	
701.8130.0042	UTILITIES EXPENSES	1,500.00	1,500.00	681.32	818.68	0.00	818.68		818.68	
701.8130.0043	INSURANCE EXPENDITURES	750.00	750.00	500.00	250.00	0.00	250.00		250.00	
701.8130.0044	ENGINEERING SERVICES	2,500.00	2,700.00	2,700.00	0.00	0.00	0.00		0.00	
701.8130.0045	OPER. & MAINT CONTRACT	8,212.00	8,212.00	6,842.40	1,369.60	0.00	1,369.60		1,369.60	
701.8130.0048	OTHR.OPERATING EXPENSES	1,336.00	1,336.00	572.00	764.00	0.00	764.00		764.00	
701.8130.0049	SERVICES-OTHR.DEPTS/GOVTS	5,900.00	5,900.00	5,773.68	126.32	0.00	126.32		126.32	

**TOWN OF CARMEL**  
**BUDGET REVISIONS SEPTEMBER-OCTOBER 2017 - #2017/06**

ACCOUNT #	ACCOUNT DESCRIPTION	ORIGINAL BUDGET	ADJUSTED BUDGET	YTD ACTUAL EXPENDED	YTD UNEXPENDED BALANCE	YTD ENCUMBERED	YTD AVAILABLE BALANCE	BUDGET ADJUSTMENT	NET BUDGET BALANCE	BUDGET REVISION #
701.8130.0099	REPAIR RESERVE APPROP	38,938.00	38,738.00	0.00	38,738.00	0.00	38,738.00		38,738.00	
702.8130.0013	TEMPORARY LABOR	2,000.00	2,000.00	0.00	2,000.00	0.00	2,000.00		2,000.00	
702.8130.0020	EQUIPMENT	30,000.00	30,000.00	5,455.00	24,545.00	0.00	24,545.00		24,545.00	
702.8130.0040	CONTRACTUAL REPAIRS	130,000.00	146,148.90	78,666.82	67,482.08	21,293.00	46,189.08		46,189.08	
702.8130.0041	CHEMICAL EXPENSES	5,000.00	5,000.00	1,497.00	3,503.00	0.00	3,503.00		3,503.00	
702.8130.0042	UTILITIES EXPENSES	228,800.00	228,800.00	162,262.01	66,537.99	3,455.00	63,082.99		63,082.99	
702.8130.0043	INSURANCE EXPENDITURE	36,500.00	36,500.00	36,129.00	371.00	0.00	371.00		371.00	
702.8130.0044	ENGINEERING SERVICES	57,250.00	60,150.00	60,150.00	0.00	0.00	0.00		0.00	
702.8130.0045	OPERATION & MAIN CONTRACT	380,524.00	380,524.00	317,102.10	63,421.90	0.00	63,421.90		63,421.90	
702.8130.0046	PURCHASE OF WATER	100.00	100.00	54.15	45.85	0.00	45.85		45.85	
702.8130.0047	WASTE DISP/SLUDGE HAULING	400,000.00	400,000.00	271,772.60	128,227.40	0.00	128,227.40		128,227.40	
702.8130.0048	OTHER OPERATING EXPENSES	25,000.00	25,000.00	16,131.31	8,868.69	564.00	8,304.69		8,304.69	
702.8130.0049	SERVICES-OTHR.DEPTS/GOVTS	163,500.00	163,500.00	162,175.82	1,324.18	0.00	1,324.18		1,324.18	
702.8130.0090	CONTINGENCY	50,000.00	50,000.00	0.00	50,000.00	0.00	50,000.00		50,000.00	
702.8130.0099	REPAIR RESERVE FUND	115,618.00	112,718.00	0.00	112,718.00	0.00	112,718.00		112,718.00	
702.8130.0140	MICRO-CONTRACTUAL REPAIRS	220,500.00	220,938.50	113,367.29	107,571.21	150.00	107,421.21		107,421.21	
702.8130.0141	MICRO-CHEMICAL EXPENSES	65,000.00	65,000.00	56,311.09	8,688.91	4,685.61	4,003.30		4,003.30	
702.8130.0142	MICRO-UTILITIES EXPENSE	15,466.00	15,466.00	4,649.91	10,816.09	0.00	10,816.09		10,816.09	
703.8130.0013	TEMPORARY LABOR	200.00	200.00	0.00	200.00	0.00	200.00		200.00	
703.8130.0040	CONTRACTUAL REPAIRS	3,500.00	3,500.00	0.00	3,500.00	0.00	3,500.00		3,500.00	
703.8130.0042	UTILITIES EXPENSES	1,300.00	1,300.00	731.31	568.69	0.00	568.69		568.69	
703.8130.0043	INSURANCE EXPENDITURES	120.00	120.00	100.00	20.00	0.00	20.00		20.00	
703.8130.0044	ENGINEERING SERVICES	1,500.00	1,600.00	1,600.00	0.00	0.00	0.00		0.00	
703.8130.0048	OTHER OPERATING EXPENSES	100.00	100.00	0.00	100.00	0.00	100.00		100.00	
703.8130.0049	SERVICES-OTHR.DEPTS/GOVTS	900.00	900.00	894.26	5.74	0.00	5.74		5.74	
703.8130.0099	REPAIR RESERVE FUND	4,500.00	4,400.00	0.00	4,400.00	0.00	4,400.00		4,400.00	
704.8130.0013	TEMPORARY LABOR	1,000.00	1,000.00	0.00	1,000.00	0.00	1,000.00		1,000.00	
704.8130.0020	EQUIPMENT	12,300.00	31,396.00	29,021.50	2,374.50	0.00	2,374.50		2,374.50	
704.8130.0040	CONTRACTUAL REPAIRS	30,000.00	39,664.00	36,813.05	2,850.95	5,839.30	(2,988.35)	7,500.00	4,511.65	BR#18
704.8130.0041	CHEMICAL EXPENSES	3,000.00	3,000.00	1,175.00	1,825.00	0.00	1,825.00		1,825.00	
704.8130.0042	UTILITIES EXPENSES	30,000.00	78,000.00	56,879.53	21,120.47	0.00	21,120.47		21,120.47	
704.8130.0043	INSURANCE EXPENDITURES	4,500.00	4,500.00	4,200.00	300.00	0.00	300.00		300.00	
704.8130.0044	ENGINEERING SERVICES	32,000.00	34,050.00	34,050.00	0.00	0.00	0.00		0.00	
704.8130.0045	OPERATION & MAIN CONTRACT	179,242.00	179,242.00	149,367.60	29,874.40	0.00	29,874.40		29,874.40	
704.8130.0046	PURCHASE OF WATER	800.00	800.00	0.00	800.00	0.00	800.00		800.00	
704.8130.0047	WASTE DISP/SLUDGE HAULING	50,000.00	50,000.00	35,778.00	14,222.00	0.00	14,222.00		14,222.00	
704.8130.0048	OTHER OPERATING EXPENSES	5,974.00	5,974.00	5,006.80	967.20	89.00	878.20		878.20	
704.8130.0049	SERVICES-OTHR.DEPTS/GOVTS	50,000.00	50,000.00	46,930.58	3,069.42	0.00	3,069.42		3,069.42	
704.8130.0090	CONTINGENCY	5,000.00	5,000.00	0.00	5,000.00	0.00	5,000.00		5,000.00	
704.8130.0099	REPAIR RESERVE FUND	10,000.00	7,950.00	0.00	7,950.00	0.00	7,950.00	(7,500.00)	450.00	BR#18
704.8130.0140	MICRO-CONTRACTUAL REPAIRS	155,000.00	147,000.00	87,323.13	59,676.87	665.00	59,011.87		59,011.87	
704.8130.0141	MICRO-CHEMICAL EXPENSES	15,000.00	15,000.00	4,298.19	10,701.81	0.00	10,701.81		10,701.81	
704.8130.0142	MICRO-UTILITIES EXPENSE	25,000.00	15,000.00	4,406.51	10,593.49	0.00	10,593.49		10,593.49	
705.8130.0013	TEMPORARY LABOR	300.00	300.00	0.00	300.00	0.00	300.00		300.00	
705.8130.0020	EQUIPMENT	1,000.00	1,000.00	0.00	1,000.00	0.00	1,000.00		1,000.00	
705.8130.0040	CONTRACTUAL REPAIRS	10,000.00	10,000.00	3,547.91	6,452.09	355.00	6,097.09		6,097.09	
705.8130.0041	CHEMICAL EXPENSES	3,700.00	3,700.00	849.60	2,850.40	0.00	2,850.40		2,850.40	
705.8130.0042	UTILITIES EXPENSES	2,500.00	2,500.00	1,251.35	1,248.65	0.00	1,248.65		1,248.65	
705.8130.0043	INSURANCE EXPENDITURES	900.00	900.00	800.00	100.00	0.00	100.00		100.00	
705.8130.0044	ENGINEERING SERVICES	15,000.00	15,200.00	21,680.00	(6,480.00)	0.00	(6,480.00)	8,000.00	1,520.00	BR#19
705.8130.0045	OPERATION & MAIN CONTRACT	4,400.00	4,400.00	3,664.30	735.70	0.00	735.70		735.70	
705.8130.0046	PURCHASE OF WATER	1,100.00	1,100.00	175.30	924.70	0.00	924.70		924.70	
705.8130.0047	WASTE DISP/SLUDGE HAULING	28,000.00	28,000.00	11,326.00	16,674.00	0.00	16,674.00		16,674.00	



**TOWN OF CARMEL**  
**BUDGET REVISIONS SEPTEMBER-OCTOBER 2017 - #2017/06**

ACCOUNT #	ACCOUNT DESCRIPTION	ORIGINAL BUDGET	ADJUSTED BUDGET	YTD ACTUAL EXPENDED	YTD UNEXPENDED BALANCE	YTD ENCUMBERED	YTD AVAILABLE BALANCE	BUDGET ADJUSTMENT	NET BUDGET BALANCE	BUDGET REVISION #
705.8130.0048	OTHER OPERATING EXPENSES	2,950.00	2,950.00	2,105.00	845.00	0.00	845.00		845.00	
705.8130.0049	SERVICES-OTHR.DEPTS/GOVTS	6,380.00	6,380.00	6,375.85	4.15	0.00	4.15		4.15	
<b>705.8130.0099</b>	<b>REPAIR RESERVE FUND</b>	<b>9,100.00</b>	<b>8,900.00</b>	<b>0.00</b>	<b>8,900.00</b>	<b>0.00</b>	<b>8,900.00</b>	<b>(8,000.00)</b>	<b>900.00</b>	<b>BR#19</b>
706.8130.0013	TEMPORARY LABOR	500.00	500.00	0.00	500.00	0.00	500.00		500.00	
706.8130.0020	EQUIPMENT	500.00	500.00	0.00	500.00	0.00	500.00		500.00	
706.8130.0040	CONTRACTUAL REPAIRS	17,250.00	17,250.00	11,004.19	6,245.81	331.48	5,914.33		5,914.33	
706.8130.0041	CHEMICAL EXPENSES	3,500.00	3,500.00	849.60	2,650.40	0.00	2,650.40		2,650.40	
706.8130.0042	UTILITIES EXPENSES	13,500.00	13,500.00	7,907.32	5,592.68	0.00	5,592.68		5,592.68	
706.8130.0043	INSURANCE EXPENDITURES	1,200.00	1,200.00	1,000.00	200.00	0.00	200.00		200.00	
706.8130.0044	ENGINEERING SERVICES	4,000.00	4,250.00	4,250.00	0.00	0.00	0.00		0.00	
706.8130.0045	OPERATION & MAIN.CONTRACT	28,244.00	28,244.00	23,535.60	4,708.40	0.00	4,708.40		4,708.40	
706.8130.0046	PURCHASE OF WATER	400.00	400.00	46.89	353.11	0.00	353.11		353.11	
706.8130.0047	WASTE DISP/SLUDGE HAULING	15,000.00	15,000.00	14,278.00	722.00	0.00	722.00		722.00	
706.8130.0048	OTHER OPERATING EXPENSES	3,000.00	3,000.00	2,103.00	897.00	178.00	719.00		719.00	
706.8130.0049	SERVICES-OTHR.DEPTS/GOVTS	7,800.00	7,800.00	7,642.08	157.92	0.00	157.92		157.92	
706.8130.0099	REPAIR RESERVE FUND	7,450.00	7,200.00	0.00	7,200.00	0.00	7,200.00		7,200.00	
707.8130.0013	TEMPORARY LABOR	300.00	300.00	0.00	300.00	0.00	300.00		300.00	
707.8130.0020	EQUIPMENT	2,000.00	2,000.00	0.00	2,000.00	0.00	2,000.00		2,000.00	
707.8130.0040	CONTRACTUAL REPAIRS	18,000.00	18,845.90	7,948.50	10,897.40	1,230.00	9,667.40		9,667.40	
707.8130.0041	CHEMICAL EXPENSES	1,000.00	1,000.00	0.00	1,000.00	0.00	1,000.00		1,000.00	
707.8130.0042	UTILITIES EXPENSES	10,500.00	10,500.00	4,866.46	5,633.54	0.00	5,633.54		5,633.54	
707.8130.0043	INSURANCE EXPENDITURE	2,000.00	2,000.00	1,800.00	200.00	0.00	200.00		200.00	
707.8130.0044	ENGINEERING SERVICES	18,000.00	19,150.00	19,150.00	0.00	0.00	0.00		0.00	
707.8130.0045	OPERATION & MAINT.CONTRACT	26,357.00	26,357.00	21,963.50	4,393.50	0.00	4,393.50		4,393.50	
707.8130.0046	PURCHASE OF WATER	424.00	424.00	180.89	243.11	0.00	243.11		243.11	
707.8130.0047	WASTE DISP/SLUDGE HAULING	30,000.00	30,000.00	12,796.00	17,204.00	1,560.00	15,644.00		15,644.00	
707.8130.0048	OTHER OPERATING EXPENSES	5,000.00	5,000.00	4,535.45	464.55	89.00	375.55		375.55	
707.8130.0049	SERVICE-OTHR.DEPTS/GOVTS	23,500.00	23,500.00	23,498.54	1.46	0.00	1.46		1.46	
707.8130.0090	CONTINGENCY	3,370.00	3,370.00	0.00	3,370.00	0.00	3,370.00		3,370.00	
707.8130.0099	REPAIR RESERVE FUND	10,300.00	9,150.00	0.00	9,150.00	0.00	9,150.00		9,150.00	
707.8130.0140	MICRO-CONTRACTUAL REPAIRS	125,500.00	125,793.50	86,188.01	39,605.49	262.50	39,342.99		39,342.99	
707.8130.0141	MICRO-CHEMICAL EXPENSES	6,900.00	6,900.00	1,987.20	4,912.80	0.00	4,912.80		4,912.80	
707.8130.0142	MICRO-UTILITIES EXPENSE	23,500.00	23,500.00	11,251.19	12,248.81	0.00	12,248.81		12,248.81	
708.8130.0013	TEMPORARY LABOR	300.00	300.00	0.00	300.00	0.00	300.00		300.00	
708.8130.0020	EQUIPMENT	6,500.00	6,500.00	0.00	6,500.00	0.00	6,500.00		6,500.00	
708.8130.0040	CONTRACTUAL REPAIRS	17,200.00	17,200.00	1,125.00	16,075.00	175.00	15,900.00		15,900.00	
708.8130.0041	CHEMICAL EXPENSES	2,300.00	2,300.00	0.00	2,300.00	0.00	2,300.00		2,300.00	
708.8130.0042	UTILITIES EXPENSES	7,500.00	7,500.00	3,635.68	3,864.32	0.00	3,864.32		3,864.32	
708.8130.0043	INSURANCE EXPENDITURE	4,000.00	4,000.00	3,600.00	400.00	0.00	400.00		400.00	
708.8130.0044	ENGINEERING SERVICES	6,000.00	6,400.00	6,400.00	0.00	0.00	0.00		0.00	
708.8130.0045	OPERATION & MAINT.CONTRACT	11,730.00	11,730.00	9,774.10	1,955.90	0.00	1,955.90		1,955.90	
708.8130.0047	WASTE DISP/SLUDGE HAULING	500.00	500.00	0.00	500.00	0.00	500.00		500.00	
708.8130.0048	OTHER OPERATING EXPENSES	1,221.00	1,221.00	564.98	656.02	0.00	656.02		656.02	
708.8130.0049	SERVICE-OTHR.DEPTS/GOVTS	25,520.00	25,520.00	21,973.90	3,546.10	0.00	3,546.10		3,546.10	
708.8130.0099	REPAIR RESERVE FUND	8,000.00	7,600.00	0.00	7,600.00	0.00	7,600.00		7,600.00	
708.9901.0099	TRANSFER TO CSD#2-O&M FD.	181,159.00	181,159.00	181,159.00	0.00	0.00	0.00		0.00	
713.8130.0013	TEMPORARY LABOR	500.00	500.00	0.00	500.00	0.00	500.00		500.00	
713.8130.0020	EQUIPMENT	1,000.00	1,000.00	0.00	1,000.00	0.00	1,000.00		1,000.00	
713.8130.0040	CONTRACTUAL REPAIRS	7,500.00	11,500.00	10,755.72	744.28	0.00	744.28		744.28	
713.8130.0041	CHEMICAL EXPENSE	3,000.00	500.00	0.00	500.00	0.00	500.00		500.00	
713.8130.0042	UTILITIES EXPENSES	4,600.00	4,600.00	3,306.71	1,293.29	0.00	1,293.29		1,293.29	
713.8130.0043	INSURANCE EXPENDITURES	2,700.00	2,700.00	2,500.00	200.00	0.00	200.00		200.00	
713.8130.0044	ENGINEERING SERVICES	1,500.00	1,600.00	1,600.00	0.00	0.00	0.00		0.00	



**TOWN OF CARMEL**  
**BUDGET REVISIONS SEPTEMBER-OCTOBER 2017 - #2017/06**

ACCOUNT #	ACCOUNT DESCRIPTION	ORIGINAL BUDGET	ADJUSTED BUDGET	YTD ACTUAL EXPENDED	YTD UNEXPENDED BALANCE	YTD ENCUMBERED	YTD AVAILABLE BALANCE	BUDGET ADJUSTMENT	NET BUDGET BALANCE	BUDGET REVISION #
713.8130.0045	OPER & MAINT CONTRACT	16,436.00	16,436.00	13,695.40	2,740.60	0.00	2,740.60		2,740.60	
713.8130.0048	OTHR.OPERATING EXPENSES	6,120.00	6,120.00	4,766.02	1,353.98	0.00	1,353.98		1,353.98	
713.8130.0049	SERVICES-OTHR.DEPTS/GOVTS	6,800.00	6,800.00	6,211.92	588.08	0.00	588.08		588.08	
713.8130.0099	REPAIR RESERVE APPROP	4,000.00	2,400.00	0.00	2,400.00	0.00	2,400.00		2,400.00	
<b>LIGHTING DISTRICTS</b>										
751.5182.0040	CONTRACTUAL EXPENDITURES	1,000.00	1,200.00	1,080.00	120.00	0.00	120.00		120.00	
751.5182.0042	CONTRACTUAL UTILITIES	120,000.00	120,000.00	78,527.94	41,472.06	0.00	41,472.06		41,472.06	
751.5182.0043	INSURANCE EXPENDITURE	1,200.00	1,200.00	1,000.00	200.00	0.00	200.00		200.00	
751.5182.0048	OTHER EXPENSES	1,000.00	800.00	34.45	765.55	0.00	765.55		765.55	
751.5182.0049	SERVICES-OTHR.DEPTS/GOVTS	4,600.00	4,600.00	4,504.00	96.00	0.00	96.00		96.00	
752.5182.0040	CONTRACTUAL EXPENDITURES	6,000.00	6,000.00	735.00	5,265.00	0.00	5,265.00		5,265.00	
752.5182.0042	CONTRACTUAL UTILITIES	38,000.00	38,000.00	23,569.10	14,430.90	0.00	14,430.90		14,430.90	
752.5182.0043	INSURANCE EXPENDITURE	500.00	500.00	300.00	200.00	0.00	200.00		200.00	
752.5182.0048	OTHER EXPENSES	2,600.00	2,600.00	150.09	2,449.91	0.00	2,449.91		2,449.91	
752.5182.0049	SERVICES-OTHR.DEPTS/GOVTS	2,000.00	2,000.00	1,643.00	357.00	0.00	357.00		357.00	
753.5182.0042	CONTRACTUAL UTILITIES	3,800.00	3,800.00	2,450.48	1,349.52	0.00	1,349.52		1,349.52	
753.5182.0043	INSURANCE EXPENDITURE	120.00	120.00	100.00	20.00	0.00	20.00		20.00	
753.5182.0049	SERVICES-OTHR.DEPTS/GOVTS	250.00	250.00	195.00	55.00	0.00	55.00		55.00	
754.5182.0042	CONTRACTUAL UTILITIES	5,900.00	5,900.00	3,933.73	1,966.27	0.00	1,966.27		1,966.27	
754.5182.0043	INSURANCE EXPENDITURE	150.00	150.00	100.00	50.00	0.00	50.00		50.00	
754.5182.0049	SERVICES-OTHR.DEPTS/GOVTS	350.00	350.00	262.00	88.00	0.00	88.00		88.00	
755.5182.0042	CONTRACTUAL UTILITIES	3,200.00	3,200.00	2,195.43	1,004.57	0.00	1,004.57		1,004.57	
755.5182.0043	INSURANCE EXPENDITURE	120.00	120.00	100.00	20.00	0.00	20.00		20.00	
755.5182.0049	SERVICES-OTHR.DEPTS/GOVTS	195.00	195.00	176.00	19.00	0.00	19.00		19.00	
<b>DEBT FUNDS</b>										
810.1989.0040	EFC ADMIN EXPENSES	12,872.00	12,872.00	7,312.00	5,560.00	0.00	5,560.00		5,560.00	
810.9710.0060	BOND PRINCIPAL	72,649.00	72,649.00	72,649.00	0.00	0.00	0.00		0.00	
810.9710.0070	BOND INTEREST	27,691.00	27,691.00	27,397.74	293.26	0.00	293.26		293.26	
810.9730.0061	BAN PRINCIPAL DRAINAGE	50,000.00	50,000.00	250,000.00	(200,000.00)	0.00	(200,000.00)	200,000.00	0.00	BR#20
810.9730.0071	BAN INTEREST DRAINAGE	12,443.00	12,443.00	7,500.00	4,943.00	0.00	4,943.00		4,943.00	
810.9770.0060	SRLF PRINCIPAL LANDFILL	290,000.00	290,000.00	290,000.00	0.00	0.00	0.00		0.00	
810.9770.0070	SRLF INTEREST-LANDFILL	71,345.00	71,345.00	66,243.39	5,101.61	0.00	5,101.61		5,101.61	
850.9710.0060	BOND PRINCIPAL-ROADS	547,456.00	547,456.00	547,456.00	0.00	0.00	0.00		0.00	
850.9710.0061	BOND PRINCIPAL-MACHINERY	258,825.00	258,825.00	258,825.00	0.00	0.00	0.00		0.00	
850.9710.0062	BOND PRINCIPAL SALTSHED	25,000.00	25,000.00	25,000.00	0.00	0.00	0.00		0.00	
850.9710.0070	BOND INTEREST-ROADS	118,245.00	118,245.00	115,507.81	2,737.19	0.00	2,737.19		2,737.19	
850.9710.0071	BOND INTEREST MACHINERY	100,326.00	100,326.00	100,325.34	0.66	0.00	0.66		0.66	
850.9710.0072	BOND INTEREST SALT SHED	4,413.00	4,413.00	4,412.50	0.50	0.00	0.50		0.50	
850.9730.0060	B A N PRINCIPAL-ROADS	60,000.00	60,000.00	265,000.00	(205,000.00)	0.00	(205,000.00)	205,000.00	0.00	BR#21
850.9730.0061	BAN PRINCIPAL-MACHINERY	25,000.00	25,000.00	0.00	25,000.00	0.00	25,000.00	(25,000.00)	0.00	BR#21
850.9730.0070	B A N INTEREST-ROADS	11,295.00	11,295.00	32,300.00	(21,005.00)	0.00	(21,005.00)	21,005.00	0.00	BR#21
850.9730.0071	BAN INTEREST-MACHINERY	5,000.00	5,000.00	0.00	5,000.00	0.00	5,000.00	(5,000.00)	0.00	BR#21
855.9710.0060	BOND PRINCIPAL-ROADS	15,000.00	15,000.00	15,000.00	0.00	0.00	0.00		0.00	
855.9710.0070	BOND INTEREST-ROADS	3,169.00	3,169.00	3,168.76	0.24	0.00	0.24		0.24	
856.9730.0060	BAN PRINCIPAL	50,000.00	50,000.00	50,000.00	0.00	0.00	0.00		0.00	
856.9730.0070	BAN INTEREST	13,530.00	13,530.00	28,000.00	(14,470.00)	0.00	(14,470.00)	14,470.00	0.00	BR#22
860.9710.0060	BOND PRINCIPAL	26,522.00	26,522.00	26,522.00	0.00	0.00	0.00		0.00	
860.9710.0070	BOND INTEREST	4,959.00	4,959.00	2,741.11	2,217.89	0.00	2,217.89		2,217.89	
862.9710.0060	BOND PRINCIPAL	51,658.00	51,658.00	51,658.00	0.00	0.00	0.00		0.00	
862.9710.0070	BOND INTEREST	16,285.00	16,285.00	13,384.95	2,900.05	0.00	2,900.05		2,900.05	
863.9710.0060	BOND PRINCIPAL	20,521.00	20,521.00	20,521.00	0.00	0.00	0.00		0.00	
863.9710.0070	BOND INTEREST	2,542.00	2,542.00	1,469.82	1,072.18	0.00	1,072.18		1,072.18	
864.9710.0060	BOND PRINCIPAL	21,826.00	21,826.00	21,826.00	0.00	0.00	0.00		0.00	

**TOWN OF CARMEL**  
**BUDGET REVISIONS SEPTEMBER-OCTOBER 2017 - #2017/06**

ACCOUNT #	ACCOUNT DESCRIPTION	ORIGINAL BUDGET	ADJUSTED BUDGET	YTD ACTUAL EXPENDED	YTD UNEXPENDED BALANCE	YTD ENCUMBERED	YTD AVAILABLE BALANCE	BUDGET ADJUSTMENT	NET BUDGET BALANCE	BUDGET REVISION #
864.9710.0070	BOND INTEREST	6,991.00	6,991.00	6,380.37	610.63	0.00	610.63		610.63	
864.9730.0060	BAN PRINCIPAL	2,500.00	2,500.00	0.00	2,500.00	0.00	2,500.00		2,500.00	
864.9730.0070	BAN INTEREST	1,991.00	1,991.00	0.00	1,991.00	0.00	1,991.00		1,991.00	
865.9710.0060	BOND PRINCIPAL	3,859.00	3,859.00	3,859.00	0.00	0.00	0.00		0.00	
865.9710.0070	BOND INTEREST	1,787.00	1,787.00	1,581.62	205.38	0.00	205.38		205.38	
866.9710.0060	BOND PRINCIPAL	13,919.00	13,919.00	13,919.00	0.00	0.00	0.00		0.00	
866.9710.0070	BOND INTEREST	7,186.00	7,186.00	6,878.37	307.63	0.00	307.63		307.63	
867.9710.0060	BOND PRINCIPAL	9,678.00	9,678.00	9,678.00	0.00	0.00	0.00		0.00	
867.9710.0070	BOND INTEREST	2,859.00	2,859.00	2,234.67	624.33	0.00	624.33		624.33	
868.8310.0040	CONTRACTUAL EXPENSES	700.00	700.00	237.00	463.00	0.00	463.00		463.00	
868.9710.0060	BOND PRINCIPAL	91,174.00	91,174.00	91,174.00	0.00	0.00	0.00		0.00	
868.9710.0070	BOND INTEREST	68,033.00	68,033.00	65,529.46	2,503.54	0.00	2,503.54		2,503.54	
868.9790.0060	SRLF PRINCIPAL	95,000.00	95,000.00	95,000.00	0.00	0.00	0.00		0.00	
868.9790.0070	SRLF INTEREST	1,708.00	1,708.00	941.76	766.24	0.00	766.24		766.24	
869.9710.0060	BOND PRINCIPAL	38,121.00	38,121.00	38,121.00	0.00	0.00	0.00		0.00	
869.9710.0070	BOND INTEREST	11,465.00	11,465.00	9,460.43	2,004.57	0.00	2,004.57		2,004.57	
871.9730.0060	BAN PRINCIPAL	10,000.00	10,000.00	10,000.00	0.00	0.00	0.00		0.00	
871.9730.0070	BAN INTEREST	3,796.00	3,796.00	22,046.20	(18,250.20)	0.00	(18,250.20)	18,251.00	0.80	BR#23
871.9901.0099	TRANSFER TO 701 FUND	18,000.00	18,000.00	13,000.00	5,000.00	0.00	5,000.00	(5,000.00)	0.00	BR#23
873.9730.0060	BAN PRINCIPAL	6,500.00	6,500.00	6,500.00	0.00	0.00	0.00		0.00	
873.9730.0070	BAN INTEREST	1,936.00	1,936.00	6,000.00	(4,064.00)	0.00	(4,064.00)	4,065.00	1.00	BR#24
873.9901.0099	TRANSFER TO 703 FUND	750.00	750.00	240.00	510.00	0.00	510.00	(510.00)	0.00	BR#24
874.9710.0060	BOND PRINCIPAL	9,565.00	9,565.00	9,565.00	0.00	0.00	0.00		0.00	
874.9710.0070	BOND INTEREST	1,781.00	1,781.00	985.66	795.34	0.00	795.34		795.34	
874.9901.0099	TRANSFER TO 704 FUND	20,000.00	20,000.00	20,000.00	0.00	0.00	0.00		0.00	
875.9710.0060	BOND PRINCIPAL	5,739.00	5,739.00	5,739.00	0.00	0.00	0.00		0.00	
875.9710.0070	BOND INTEREST	1,136.00	1,136.00	625.22	510.78	0.00	510.78		510.78	
875.9901.0099	TRANSFER TO 705 FUND	6,900.00	6,900.00	6,900.00	0.00	0.00	0.00		0.00	
876.9901.0099	TRANSFER TO 706 FUND	2,800.00	2,800.00	2,800.00	0.00	0.00	0.00		0.00	
877.9730.0060	BAN PRINCIPAL	20,000.00	20,000.00	110,000.00	(90,000.00)	0.00	(90,000.00)	90,000.00	0.00	BR#25
877.9730.0070	BAN INTEREST	3,147.00	3,147.00	4,077.44	(930.44)	0.00	(930.44)	1,000.00	69.56	BR#25
877.9901.0099	TRANSFER TO 707 FUND	22,850.00	22,850.00	22,850.00	0.00	0.00	0.00		0.00	
878.9901.0098	TRANSFER TO CSD#2 CAPT DEBT	25,380.00	25,380.00	25,380.00	0.00	0.00	0.00		0.00	
878.9901.0099	TRANS TO 708 FUND	13,500.00	13,500.00	13,500.00	0.00	0.00	0.00		0.00	
881.8130.0040	CONTRACTUAL EXPENSES	8,203.00	8,203.00	8,262.00	(59.00)	0.00	(59.00)		(59.00)	
881.9790.0060	SRLF PRINCIPAL	125,000.00	125,000.00	125,000.00	0.00	0.00	0.00		0.00	
881.9790.0070	SRLF INTEREST	71,897.00	71,897.00	71,896.13	0.87	0.00	0.87		0.87	
881.9901.0099	TRANSFER TO 713 FUND	12,000.00	12,000.00	12,000.00	0.00	0.00	0.00		0.00	
882.8130.0040	CONTRACTUAL EXPENSES	4,358.00	4,358.00	1,400.00	2,958.00	0.00	2,958.00		2,958.00	
882.8130.0048	OTHER OPERATING EXPENSES	9,575.00	9,575.00	0.00	9,575.00	0.00	9,575.00		9,575.00	
882.9790.0061	SRLF PRINCIPAL	135,000.00	135,000.00	135,000.00	0.00	0.00	0.00		0.00	
882.9790.0071	SRLF INTEREST	16,843.00	16,843.00	9,622.72	7,220.28	0.00	7,220.28		7,220.28	
882.9901.0099	TRANSFER TO 702 FUND	125,000.00	125,000.00	125,000.00	0.00	0.00	0.00		0.00	
883.9710.0060	BOND PRINCIPAL	35,000.00	35,000.00	35,000.00	0.00	0.00	0.00		0.00	
883.9710.0070	BOND INTEREST	28,963.00	28,963.00	28,962.55	0.45	0.00	0.45		0.45	
884.9710.0060	BOND PRINCIPAL	11,050.00	11,050.00	11,050.00	0.00	0.00	0.00		0.00	
884.9710.0070	BOND INTEREST	4,317.00	4,317.00	4,316.80	0.20	0.00	0.20		0.20	
887.9710.0060	BOND PRINCIPAL	2,438.00	2,438.00	2,438.00	0.00	0.00	0.00		0.00	
887.9710.0070	BOND INTEREST	1,756.00	1,756.00	1,755.69	0.31	0.00	0.31		0.31	
<b>CAPITAL FUNDS</b>										
900.1989.0012	PROJECT LABOR OVERTIME	0.00	27,186.47	9,167.22	18,019.25	0.00	18,019.25		18,019.25	
900.1989.0040	CONTRACTUAL EXPENDITURES	0.00	176,646.78	97,456.02	79,190.76	20,125.00	59,065.76		59,065.76	
900.1989.0048	OTHER PROJECT EXPENDITURE	0.00	16,712.63	3,280.00	13,432.63	0.00	13,432.63		13,432.63	

**TOWN OF CARMEL**  
**BUDGET REVISIONS SEPTEMBER-OCTOBER 2017 - #2017/06**

ACCOUNT #	ACCOUNT DESCRIPTION	ORIGINAL BUDGET	ADJUSTED BUDGET	YTD ACTUAL EXPENDED	YTD UNEXPENDED BALANCE	YTD ENCUMBERED	YTD AVAILABLE BALANCE	BUDGET ADJUSTMENT	NET BUDGET BALANCE	BUDGET REVISION #
900.1989.0080	FICA & EMPLOY BENEFIT EXP	0.00	10,690.20	729.11	9,961.09	0.00	9,961.09		9,961.09	
902.1989.0012	OVERTIME	0.00	5,731.04	0.00	5,731.04	0.00	5,731.04		5,731.04	
902.1989.0020	CONTRACTUAL EQUIPMENT	0.00	15,000.00	0.00	15,000.00	0.00	15,000.00		15,000.00	
902.1989.0040	CONTRACTUAL EXPENSES	0.00	130,300.82	0.00	130,300.82	0.00	130,300.82		130,300.82	
902.1989.0044	PROJECT ENGINEERING	0.00	44,821.00	0.00	44,821.00	0.00	44,821.00		44,821.00	
902.1989.0046	SPECIAL CONSULTING SVCS	0.00	3,960.51	0.00	3,960.51	0.00	3,960.51		3,960.51	
902.1989.0048	OTHER PROJECT EXPENDITURE	0.00	379.35	0.00	379.35	0.00	379.35		379.35	
902.1989.0082	SOCIAL SECURITY	0.00	404.07	0.00	404.07	0.00	404.07		404.07	
903.1989.0099	TRANS TO OTHER FUNDS	0.00	16,488.19	16,488.19	0.00	0.00	0.00		0.00	
909.1989.0040	CONTRACTUAL EXPENDITURES	0.00	23,848.61	760.00	23,088.61	0.00	23,088.61		23,088.61	
909.1989.0045	IMPROVEMENT CONTRACTS	0.00	200,000.00	0.00	200,000.00	0.00	200,000.00		200,000.00	
910.7140.0040	CONTRACTUAL EXPENDITURES	0.00	16,579.15	0.00	16,579.15	0.00	16,579.15		16,579.15	
910.7140.0044	PROJECT ENGINEERING	0.00	457.00	0.00	457.00	0.00	457.00		457.00	
911.7140.0020	PARK EQUIPMENT	0.00	2,727.81	0.00	2,727.81	0.00	2,727.81		2,727.81	
911.7140.0040	CONTRACTUAL EXPENDITURES	0.00	625.45	0.00	625.45	0.00	625.45		625.45	
911.7140.0045	CONTRACTED IMPROVEMENTS	0.00	30,311.31	14,806.00	15,505.31	0.00	15,505.31		15,505.31	
911.7140.0048	OTHER PROJECT EXPENDITURE	0.00	246.06	0.00	246.06	0.00	246.06		246.06	
911.7140.0049	SERVICES-OTHR.DEPTS/GOVTS	0.00	1,263.97	0.00	1,263.97	0.00	1,263.97		1,263.97	
915.7140.0040	CONTRACTUAL EXPENDITURES	0.00	146.40	110.00	36.40	0.00	36.40		36.40	
915.7140.0044	PROJECT ENGINEERING	0.00	38,000.00	32,300.00	5,700.00	5,700.00	0.00		0.00	
915.7140.0045	CONTRACTED IMPROVEMENTS	0.00	142,400.00	0.00	142,400.00	0.00	142,400.00		142,400.00	
950.5112.0012	PROJECT OVERTIME	0.00	37,605.46	2,038.95	35,566.51	0.00	35,566.51		35,566.51	
950.5112.0045	CONTRACTED PAVING SVCS	0.00	726,269.77	690,343.02	35,926.75	4,000.00	31,926.75		31,926.75	
950.5112.0048	OTHER PROJECT EXPENDITURE	0.00	27,879.20	27,556.85	322.35	0.00	322.35		322.35	
950.5112.0082	SOCIAL SECURITY BENEFITS	0.00	6,963.57	162.52	6,801.05	0.00	6,801.05		6,801.05	
951.5130.0024	PURCHASE OF HWY MACHINERY	0.00	3,758.33	0.00	3,758.33	0.00	3,758.33		3,758.33	
951.5130.0048	OTHER PROJECT EXPENITURE	0.00	8,103.45	2,769.00	5,334.45	0.00	5,334.45		5,334.45	
952.5112.0099	TRANSFER TO OTHER FUNDS	0.00	2,511.39	2,511.49	(0.10)	0.00	(0.10)		(0.10)	
955.5112.0012	PROJECT OVERTIME	0.00	30,000.00	0.00	30,000.00	0.00	30,000.00		30,000.00	
955.5112.0013	PROJECT TEMP LABOR	0.00	0.00	0.00	0.00	0.00	0.00		0.00	
955.5112.0040	GENERAL EXPENDITURES	0.00	200,000.00	0.00	200,000.00	0.00	200,000.00		200,000.00	
955.5112.0041	RESURFACING MATERIALS	0.00	0.00	0.00	0.00	0.00	0.00		0.00	
955.5112.0044	PROJECT ENGINEERING	0.00	279,869.74	67,313.14	212,556.60	9,503.40	203,053.20		203,053.20	
955.5112.0045	CONTRACTED PAVING SVCS	0.00	900,000.00	838,854.75	61,145.25	44,450.25	16,695.00		16,695.00	
955.5112.0048	OTHER PROJECT EXPENDITURE	0.00	50,749.77	6,923.76	43,826.01	0.00	43,826.01		43,826.01	
955.5112.0082	SOCIAL SECURITY BENEFITS	0.00	10,000.00	0.00	10,000.00	0.00	10,000.00		10,000.00	
956.5112.0048	OTHER PROJECT EXPENDITURE	0.00	(1,691.00)	205.00	(1,896.00)	0.00	(1,896.00)		(1,896.00)	
962.8310.0040	CONTRACTUAL EXPENDITURES	0.00	11,232.40	0.00	11,232.40	0.00	11,232.40		11,232.40	
962.8310.0044	PROJECT ENGINEERING	0.00	400.00	0.00	400.00	0.00	400.00		400.00	
962.8310.0048	OTHER PROJECT EXPENSES	0.00	2,137.61	0.00	2,137.61	0.00	2,137.61		2,137.61	
962.8310.0099	TRANS TO DEBT SERVICE	0.00	459.99	0.00	459.99	0.00	459.99		459.99	
965.8310.0040	CONTRACTUAL EXPENDITURES	0.00	5,042.00	0.00	5,042.00	0.00	5,042.00		5,042.00	
966.8310.0040	CONTRACTUAL EXPENDITURES	0.00	8,991.05	0.00	8,991.05	0.00	8,991.05		8,991.05	
968.8310.0040	CONTRACTUAL EXPENDITURES	0.00	950.63	0.00	950.63	0.00	950.63		950.63	
968.8310.0044	PROJECT ENGINEERING	0.00	76.05	0.00	76.05	0.00	76.05		76.05	
968.8310.0048	OTHER PROJECT EXPENSES	0.00	4,466.98	0.00	4,466.98	0.00	4,466.98		4,466.98	
968.8310.0099	TRANS TO DEBT SERVICE	0.00	3,905.60	3,905.60	0.00	0.00	0.00		0.00	
969.8310.0040	CONTRACTUAL EXPENDITURES	0.00	443.00	406.00	37.00	0.00	37.00		37.00	
971.8130.0040	CONTRACTUAL EXPENDITURES	0.00	945,000.00	0.00	945,000.00	0.00	945,000.00		945,000.00	
971.8130.0044	PROJECT ENGINEERING	0.00	246,727.91	59,547.49	187,180.42	22,030.51	165,149.91		165,149.91	
971.8130.0045	CONTRACT IMPROVEMENTS	0.00	708,458.40	304,995.47	403,462.93	19,989.64	383,473.29		383,473.29	
971.8130.0048	OTHER PROJECT EXPENSES	0.00	120,768.00	4,935.00	115,833.00	0.00	115,833.00		115,833.00	
973.8130.0044	PROJECT ENGINEERING	0.00	23,744.00	16,020.39	7,723.61	5,926.99	1,796.62		1,796.62	

**TOWN OF CARMEL**  
**BUDGET REVISIONS SEPTEMBER-OCTOBER 2017 - #2017/06**

ACCOUNT #	ACCOUNT DESCRIPTION	ORIGINAL BUDGET	ADJUSTED BUDGET	YTD ACTUAL EXPENDED	YTD UNEXPENDED BALANCE	YTD ENCUMBERED	YTD AVAILABLE BALANCE	BUDGET ADJUSTMENT	NET BUDGET BALANCE	BUDGET REVISION #
973.8130.0045	CONTRACT IMPROVEMENTS	0.00	190,601.10	82,054.62	108,546.48	5,377.92	103,168.56		103,168.56	
973.8130.0048	OTHER PROJECT EXPENSES	0.00	30,916.00	1,327.00	29,589.00	0.00	29,589.00		29,589.00	
977.8130.0040	CONTRACTUAL EXPENDITURES	0.00	11,571.66	0.00	11,571.66	10,121.13	1,450.53		1,450.53	
977.8130.0044	UPGRADE ENGINEERING	0.00	4,443.10	0.00	4,443.10	0.00	4,443.10		4,443.10	
977.8130.0045	CONTRACTUAL IMPROVEMENTS	0.00	12.54	0.00	12.54	0.00	12.54		12.54	
977.8130.0048	OTHER PROJECT EXPENSES	0.00	411.50	0.00	411.50	0.00	411.50		411.50	
<b>977.8130.0099</b>	<b>TRANSFER TO DEBT FUND</b>	<b>0.00</b>	<b>0.00</b>	<b>90,000.00</b>	<b>(90,000.00)</b>	<b>0.00</b>	<b>(90,000.00)</b>	<b>90,422.00</b>	<b>422.00</b>	<b>BR#26</b>
990.9000.0099	INTERFUND TRANSFERS-OTHER	500.00	500.00	0.00	500.00	0.00	500.00		500.00	

## TOWN OF CARMEL DELINQUENT SEWER/WATER RELEVY AS OF 11/16/17

FUND	RPS CODE	DISTRICT	PURPOSE CODE	AMOUNT	
<b>UNPAID WATER CHARGES:</b>					
601	WD033	CWD #1	DEL. WATER	2,410.71	
601	WD033	CWD #1	PENALTY	176.23	
				2,586.94	
402	WD001	CWD #2	FINAL BILL	35.00	
602	WD001	CWD #2	DEL. WATER	74,987.43	
602	WD001	CWD #2	PENALTY	22,192.63	
				97,215.06	
603	WD002	CWD #3	DEL. WATER	20,719.77	
603	WD002	CWD #3	PENALTY	6,741.60	
				27,461.37	
604	WD003	CWD #4	DEL. WATER	11,787.78	
604	WD003	CWD #4	PENALTY	3,856.02	
				15,643.80	
605	WD012	CWD #5	DEL. WATER	400.29	
605	WD012	CWD #5	PENALTY	174.51	
				574.80	
606	WD013	CWD #6	DEL. WATER	5,695.62	
606	WD013	CWD #6	PENALTY	1,928.47	
				7,624.09	
607	WD023	CWD #7	DEL. WATER	4,890.74	
607	WD023	CWD #7	PENALTY	1,238.91	
				6,129.65	
608	WD020	CWD #8	DEL. WATER	25,258.55	
608	WD020	CWD #8	PENALTY	8,128.08	
				33,386.63	
609	WD022	CWD #9	DEL. WATER	9,088.62	
609	WD022	CWD #9	PENALTY	2,917.72	
				12,006.34	
610	WD025	CWD #10	DEL. WATER	6,896.74	
610	WD025	CWD #10	PENALTY	1,921.83	
				8,818.57	
612	WD024	CWD #12	DEL. WATER	9,191.96	
612	WD024	CWD #12	PENALTY	3,183.11	
				12,375.07	
613	WD029	CWD #13	DEL. WATER	1,670.01	
613	WD029	CWD #13	PENALTY	534.76	
				2,204.77	
614	WD030	CWD #14	DEL. WATER	9,840.17	
614	WD030	CWD #14	PENALTY	3,199.72	
				13,039.89	
622	WD028	CWD #2 EXT	DEL. WATER	2,379.05	
622	WD028	CWD #2 EXT	PENALTY	797.99	
				3,177.04	

**TOWN OF CARMEL DELINQUENT SEWER/WATER RELEVY AS OF 11/16/17**

		<b>Total Delinquent Water</b>		<b>242,244.02</b>	
<b>UNPAID OUT OF DISTRICT CHARGES:</b>					
	WD003	86.14-1-2	OOD Water	777.00	
	WD003	86.14-1-3	OOD Water	787.50	
	WD003	86.47-1-35	OOD Water	723.03	
	WD020	76.18-2-22	OOD Water	1,190.00	
	SW002	55.16-1-5	OOD Sewer Use	749.02	
	SW002	55.20-1-19	OOD Sewer Use	749.02	
	SW003	76.30-1-37	OOD Sewer Use	102.00	
	SW003	76.30-1-38	OOD Sewer Use	102.00	
	SW015	55.16-1-5	OOD Sewer Cap	50.54	
	SW015	55.20-1-19	OOD Sewer Cap	39.90	
	SW017	76.30-1-37	OOD Sewer Cap	64.50	
	SW017	76.30-1-38	OOD Sewer Cap	193.50	
		<b>Total Delinquent OOD</b>		<b>5,528.01</b>	
		<b>Total Delinquent Relevy</b>		<b>247,772.03</b>	

Relevy Report Parameters

Process ID: 2017 RELEV

Mode: VerifyReport Date: 11/16/2017Sort By: Account No

Year: 2017Process UB Bills: Yes

Seq: 51Total Due >: 10.00Use Credit from Other Services: Yes

Fees Date:

Surcharge: NonePercentage:

Relevy Amount Due On or Before:: 06/30/2017Aging Date: 11/16/2017

Update

Trans. Date:

Batch No.: RELEVY

Adjustment Code: RELVY

User Defined  
User Field  
COMMERCIAL

Exclude

Update

Purpose	Description	Select	Update to Purpose	Description
101	WATER DIST 1	Y	WATER	RELEVIED WATER
101P	WATER DIST 1 PEN	Y	W PEN	RELEVIED WATER
102	WATER DIST 2	Y	WATER	RELEVIED WATER
102P	WATER DIST 2 PEN	Y	W PEN	RELEVIED WATER
103	WATER DIST 3	Y	WATER	RELEVIED WATER
103P	WATER DIST 3 PEN	Y	W PEN	RELEVIED WATER

## Relevy Report Parameters

104	WATER DIST 4	Y	WATER	RELEVIED WATER
104P	WATER DIST 4 PEN	Y	W PEN	RELEVIED WATER
105	WATER DIST 5	Y	WATER	RELEVIED WATER
105P	WATER DIST 5 PEN	Y	W PEN	RELEVIED WATER
106	WATER DIST 6	Y	WATER	RELEVIED WATER
106P	WATER DIST 6 PEN	Y	W PEN	RELEVIED WATER
107	WATER DIST 7	Y	WATER	RELEVIED WATER
107P	WATER DIST 7 PEN	Y	W PEN	RELEVIED WATER
108	WATER DIST 8	Y	WATER	RELEVIED WATER
108P	WATER DIST 8 PEN	Y	W PEN	RELEVIED WATER
109	WATER DIST 9	Y	WATER	RELEVIED WATER
109P	WATER DIST 9 PEN	Y	W PEN	RELEVIED WATER
110	WATER DIST 10	Y	WATER	RELEVIED WATER
110P	WATER DIST 10 PEN	Y	W PEN	RELEVIED WATER
112	WATER DIST 12	Y	WATER	RELEVIED WATER
112P	WATER DIST 12 PEN	Y	W PEN	RELEVIED WATER
113	WATER DIST 13	Y	WATER	RELEVIED WATER
113P	WATER DIST 13 PEN	Y	W PEN	RELEVIED WATER
114	WATER DIST 14	Y	WATER	RELEVIED WATER
114P	WATER DIST 14 PEN	Y	W PEN	RELEVIED WATER
122	WATER DIST 22	Y	WATER	RELEVIED WATER
122P	WATER DIST 22 PEN	Y	W PEN	RELEVIED WATER
302	SPRINK TAP DIST 2	Y	SPRINK	RELEVIED WATER
302P	SPRINK DIST 2 PEN	Y	SP PEN	RELEVIED WATER
303	SPRINK TAP DIST 3	Y	SPRINK	RELEVIED WATER
303P	SPRINK DIST 3 PEN	Y	SP PEN	RELEVIED WATER
322	SPRINK TAP DIST 22	Y	SPRINK	RELEVIED WATER
322P	SPRINK DIST 22 PEN	Y	SP PEN	RELEVIED WATER



## Relevy Report Parameters

401	FINAL DIST 1	Y	WATER	RELEVIED WATER
402	FINAL DIST 2	Y	WATER	RELEVIED WATER
403	FINAL DIST 3	Y	WATER	RELEVIED WATER
404	FINAL DIST 4	Y	WATER	RELEVIED WATER
405	FINAL DIST 5	Y	WATER	RELEVIED WATER
406	FINAL DIST 6	Y	WATER	RELEVIED WATER
407	FINAL DIST 7	Y	WATER	RELEVIED WATER
408	FINAL DIST 8	Y	WATER	RELEVIED WATER
409	FINAL DIST 9	Y	WATER	RELEVIED WATER
410	FINAL DIST 10	Y	WATER	RELEVIED WATER
412	FINAL DIST 12	Y	WATER	RELEVIED WATER
413	FINAL DIST 13	Y	WATER	RELEVIED WATER
414	FINAL DIST 14	Y	WATER	RELEVIED WATER
422	FINAL DIST 22	Y	WATER	RELEVIED WATER
500	BILL ADJUSTMENT	Y	WATER	RELEVIED WATER
501	BILL ADJUSTMENT DI	Y	WATER	RELEVIED WATER
502	BILL ADJUSTMENT DI	Y	WATER	RELEVIED WATER
503	BILL ADJUSTMENT DI	Y	WATER	RELEVIED WATER
504	BILL ADJUSTMENT DI	Y	WATER	RELEVIED WATER
505	BILL ADJUSTMENT DI	Y	WATER	RELEVIED WATER
506	BILL ADJUSTMENT DI	Y	WATER	RELEVIED WATER
507	BILL ADJUSTMENT DI	Y	WATER	RELEVIED WATER
508	BILL ADJUSTMENT DI	Y	WATER	RELEVIED WATER
509	BILL ADJUSTMENT DI	Y	WATER	RELEVIED WATER
510	BILL ADJUSTMENT DI	Y	WATER	RELEVIED WATER
512	BILL ADJUSTMENT DI	Y	WATER	RELEVIED WATER
513	BILL ADJUSTMENT DI	Y	WATER	RELEVIED WATER
514	BILL ADJUSTMENT DI	Y	WATER	RELEVIED WATER

Relevy Report Parameters

522	BILL ADJUSTMENT DI	Y	WATER	RELEVIED WATER
600	MISC.	Y	WATER	RELEVIED WATER
601	MISC CHARGE DIST 1	Y	WATER	RELEVIED WATER
602	MISC CHARGE DIST 2	Y	WATER	RELEVIED WATER
603	MISC CHARGE DIST 3	Y	WATER	RELEVIED WATER
604	MISC CHARGE DIST 4	Y	WATER	RELEVIED WATER
605	MISC CHARGE DIST 5	Y	WATER	RELEVIED WATER
606	MISC CHARGE DIST 7	Y	WATER	RELEVIED WATER
607	MISC CHARGE DIST 7	Y	WATER	RELEVIED WATER
608	MISC CHARGE DIST 8	Y	WATER	RELEVIED WATER
609	MISC CHARGE DIST 9	Y	WATER	RELEVIED WATER
610	MISC CHARGE DIST 1	Y	WATER	RELEVIED WATER
612	MISC CHARGE DIST 1	Y	WATER	RELEVIED WATER
613	MISC CHARGE DIST 1	Y	WATER	RELEVIED WATER
614	MISC CHARGE DIST 1	Y	WATER	RELEVIED WATER
622	MISC CHARGE DIST 2	Y	WATER	RELEVIED WATER
WD2 NSF	CWD 2 BOUNCED CHEC	Y	WATER	RELEVIED WATER

User Query

and ACCOUNT_NO	NOT IN	'5101000140','5101000150'
and ACCOUNT_NO	NOT IN	'5109001470','5103004010','5104000480','5107000680','5101000250'
and ACCOUNT_NO	NOT IN	'5102009170','5102011520','5102019300','5102009280'
and ACCOUNT_NO	NOT IN	'5107000680'
and ACCOUNT_NO	NOT IN	'5102001110','5102001530','5102001690','5102002170','5102009830','5102010940'
and ACCOUNT_NO	NOT IN	'5102016060','5103000280','5103004020','5103004980','5105000070','5105000300'
and ACCOUNT_NO	NOT IN	'5108004010','5109000580','5113000660'

File Export

Export To File:NoEXPORT FILE

Format:TXT

# TOWN OF CARMEL

## Relevy Report

Year: 2017 Seq: 51

Account No	Owner Name Location	District ID	Purpose	Current	Delinquent 30 Days	Delinquent 60 Days	Delinquent 90 Days	Total Amount
5101000170	974 SOUTH LAKE INC.	372000	101				404.85	404.85
	974 -976 SOUTH LAKE BOULE'	75.44- 1- 44	101P				40.49	40.49
			<b>Account Total</b>				<b>445.34</b>	<b>445.34</b>
5101000180	606 ROUTE 6 INC.	372000	101				125.55	125.55
	962 -972 SOUTH LAKE BLVD.	75.44- 1- 51	101P				26.37	26.37
			<b>Account Total</b>				<b>151.92</b>	<b>151.92</b>
5101000230	MLN REALTY CORP	372000	101				308.09	308.09
	616 ROUTE 6	76. 9- 1- 13	101P				109.37	109.37
			<b>Account Total</b>				<b>417.46</b>	<b>417.46</b>
5101000600	BMSSR HOLDINGS, LLC	372000	101				1,536.97	1,536.97
	18 CLARK PLACE	75.44- 1- 70						
			<b>Account Total</b>				<b>1,536.97</b>	<b>1,536.97</b>
5101000800	LUPINACCI & MAZZOLA	372000	101				35.25	35.25
	562 ROUTE 6	75.12- 2- 2						
			<b>Account Total</b>				<b>35.25</b>	<b>35.25</b>
5102000010	RFB CORPORATION	372000	102				719.80	719.80
	68 GLENEIDA AVENUE	44.14- 1- 40	102P				151.16	151.16
			<b>Account Total</b>				<b>870.96</b>	<b>870.96</b>
5102000110	O'DONNELL, KEVIN	372000	102				414.00	414.00
	31 FOWLER AVENUE	44.13- 2- 8	102P				139.54	139.54
			<b>Account Total</b>				<b>553.54</b>	<b>553.54</b>
5102000120	HDS LLC	372000	102				427.09	427.09
	2 CHURCH STREET	55. 6- 1- 13	102P				152.46	152.46
			<b>Account Total</b>				<b>579.55</b>	<b>579.55</b>
5102000220	PETER, STEPHEN & DEBBIE	372000	102				404.99	404.99
	3 NORTH DRIVE	44.13- 1- 63	102P				136.50	136.50
			<b>Account Total</b>				<b>541.49</b>	<b>541.49</b>
5102000370	BALSAMO-CORDOVANO FUNE	372000	102				394.79	394.79
	15 CHURCH STREET	55. 6- 1- 23	102P				170.20	170.20
			<b>Account Total</b>				<b>564.99</b>	<b>564.99</b>

# TOWN OF CARMEL

## Relevy Report

Year: 2017 Seq: 51

Account No	Owner Name Location	District ID	Purpose	Current	Delinquent 30 Days	Delinquent 60 Days	Delinquent 90 Days	Total Amount
5102000410	GIORDANO, FRANCIS & JOSEPH 23 SEMINARY HILL ROAD	372000 55. 6- 1- 68	102 Account Total				800.00 800.00	800.00 800.00
5102000640	CARRILLO, MARCEL 112 GLENEIDA AVENUE	372000 44.13- 2- 72	102 102P Account Total				33.84 3.38 37.22	33.84 3.38 37.22
5102000750	HERRON, ERIC & MELISSA 3686 ROUTE 301	372000 44.17- 1- 24	102 102P Account Total				186.47 63.02 249.49	186.47 63.02 249.49
5102000920	COLANTUONO, PETER & DON 13 RIDGE ROAD	372000 44.13- 2- 34	102 102P Account Total				414.00 139.54 553.54	414.00 139.54 553.54
5102000930	BRILEY, JOHN & CINDY 17 KELLY RIDGE ROAD	372000 44.15- 2- 25. 2	102 102P Account Total				414.00 139.54 553.54	414.00 139.54 553.54
5102001020	SLEIGHT, ROBERT & KAREN 54 FAIR STREET	372000 44.14- 2- 10	102 102P Account Total				331.54 78.69 410.23	331.54 78.69 410.23
5102001160	GOUTREMONT, VAWN 52 FAIR STREET	372000 44.14- 2- 11	102 102P Account Total				672.54 225.98 898.52	672.54 225.98 898.52
5102001250	PARKASH, VED 1775 ROUTE 6	372000 55. 6- 1- 60	102 102P Account Total				776.09 265.90 1,041.99	776.09 265.90 1,041.99
5102001360	HENDRICKS, VIOLET 85 FAIR STREET	372000 44.15- 1- 36	102 102P Account Total				849.21 286.70 1,135.91	849.21 286.70 1,135.91
5102001410	BARNUM, PATRICIA 6 SUNSET RIDGE ROAD	372000 44.13- 1- 12	102 102P				414.00 139.54	414.00 139.54

# TOWN OF CARMEL

## Relevy Report

Year: 2017 Seq: 51

Account No	Owner Name Location	District ID	Purpose	Current	Delinquent 30 Days	Delinquent 60 Days	Delinquent 90 Days	Total Amount
			Account Total				553.54	553.54
5102001430	TOMPKINS, KAREN M.	372000	102				342.20	342.20
	3 RAYMOND DRIVE	44.13- 2- 59	102P				131.16	131.16
			Account Total				473.36	473.36
5102001490	P&R ESTATE CORPORATION	372000	102				1,070.13	1,070.13
	122 GLENEIDA AVENUE	44.13- 2- 68	102P				350.22	350.22
			Account Total				1,420.35	1,420.35
5102001550	12 FAIR STREET CORP.	372000	102				507.56	507.56
	12 FAIR STREET	44.18- 1- 19	102P				172.69	172.69
			Account Total				680.25	680.25
5102001580	57 MAIN STREET CORP.	372000	102				237.43	237.43
	59 GLENEIDA AVENUE	44.18- 1- 9	102P				72.35	72.35
			Account Total				309.78	309.78
5102001750	COSGRAVE, CARRIE	372000	102				509.97	509.97
	168 GLENEIDA RIDGE ROAD	43.20- 1- 5	102P				171.52	171.52
			Account Total				681.49	681.49
5102002060	VERALLI, MARK & BEVERLY	372000	102				806.82	806.82
	89 FAIR STREET	44.15- 1- 46	102P				271.47	271.47
			Account Total				1,078.29	1,078.29
5102002100	BOECKMAN-FRIEDMAN, KEND	372000	102				54.41	54.41
	6 RAYMOND DRIVE	44.13- 2- 54	102P				11.43	11.43
			Account Total				65.84	65.84
5102002250	SCOPELLITI,ROBERT&KIMBEF	372000	102				405.00	405.00
	30 KELLY RIDGE ROAD	44.19- 2- 29	102P				136.51	136.51
			Account Total				541.51	541.51
5102002290	ALESSI, JOSEPHINE	372000	102				258.75	258.75
	5 CIRCLE DRIVE	44.13- 2- 38	102P				105.80	105.80
			Account Total				364.55	364.55

# TOWN OF CARMEL

## Relevy Report

Year: 2017 Seq: 51

Account No	Owner Name Location	District ID	Purpose	Current	Delinquent 30 Days	Delinquent 60 Days	Delinquent 90 Days	Total Amount
5102002400	TOMPKINS, JEFFREY	372000	102				159.53	159.53
	25 KELLY RIDGE ROAD	44.15- 2- 29	102P				59.80	59.80
			<b>Account Total</b>				<b>219.33</b>	<b>219.33</b>
5102002410	ELLNER, GREG & STEPHANIE	372000	102				202.50	202.50
	33 SUNSET RIDGE ROAD	44. 9- 1- 19	102P				42.53	42.53
			<b>Account Total</b>				<b>245.03</b>	<b>245.03</b>
5102002480	SHILLING, ROBERT&SUZANN	372000	102				405.00	405.00
	19 LEESIDE ROAD	55. 9- 1- 57	102P				136.51	136.51
			<b>Account Total</b>				<b>541.51</b>	<b>541.51</b>
5102002560	MANDARA, JOHN	372000	102				405.00	405.00
	26 KELLY RIDGE ROAD	44.15- 2- 31	102P				136.51	136.51
			<b>Account Total</b>				<b>541.51</b>	<b>541.51</b>
5102002750	SHEEHY, JAMES & PATRICIA	372000	102				414.00	414.00
	10 HILLSIDE PLACE	44.15- 2- 17	102P				139.54	139.54
			<b>Account Total</b>				<b>553.54</b>	<b>553.54</b>
5102002890	GALVIN, AMANDA	372000	102				167.56	167.56
	23 KELLY RIDGE ROAD	44.15- 2- 28	102P				55.29	55.29
			<b>Account Total</b>				<b>222.85</b>	<b>222.85</b>
5102002930	TINELLI, ADRIENNE	372000	102				143.91	143.91
	109 -111 SEMINARY HILL ROA	55.14- 1- 34	102P				30.22	30.22
			<b>Account Total</b>				<b>174.13</b>	<b>174.13</b>
5102002970	FEDERAL NATIONAL MORTGA	372000	102				1,242.00	1,242.00
	12 & 16 RIDGE ROAD	44.13- 2- 27	102P				418.62	418.62
			<b>Account Total</b>				<b>1,660.62</b>	<b>1,660.62</b>
5102002980	STASUL, JENNIFER	372000	102				414.00	414.00
	6 NORTH GATE ROAD	55.19- 1- 13. 1	102P				139.54	139.54
			<b>Account Total</b>				<b>553.54</b>	<b>553.54</b>
5102003020	KEMP, LORI	372000	102				414.00	414.00

# TOWN OF CARMEL

## Relevy Report

Year: 2017 Seq: 51

Account No	Owner Name Location	District ID	Purpose	Current	Delinquent 30 Days	Delinquent 60 Days	Delinquent 90 Days	Total Amount
			102P				139.54	139.54
	31 MECHANIC STREET	55.14- 1- 15	<b>Account Total</b>				<b>553.54</b>	<b>553.54</b>
5102003200	MURPHY, CHRISTOPHER	372000	102				414.00	414.00
	11 NORTH GATE ROAD	55.18- 1- 2	102P				139.54	139.54
			<b>Account Total</b>				<b>553.54</b>	<b>553.54</b>
5102003240	MESSERSCHMITT & SULLIVA	372000	102				828.00	828.00
	13 HILLSIDE PLACE	44.15- 2- 15	102P				279.07	279.07
			<b>Account Total</b>				<b>1,107.07</b>	<b>1,107.07</b>
5102003340	PROULX, AMANDA	372000	102				207.00	207.00
	939 STONELEIGH AVENUE	55.19- 1- 26	102P				69.78	69.78
			<b>Account Total</b>				<b>276.78</b>	<b>276.78</b>
5102003360	BROWN, DAVID & LISA	372000	102				221.81	221.81
	1 MEADOW DRIVE	55.19- 1- 16	102P				75.14	75.14
			<b>Account Total</b>				<b>296.95</b>	<b>296.95</b>
5102003380	MCDONALD,MICHAEL&PATRIC	372000	102				207.00	207.00
	14 COLLIER DRIVE WEST	44.13- 1- 35	102P				71.03	71.03
			<b>Account Total</b>				<b>278.03</b>	<b>278.03</b>
5102003420	SINISI, JOSEPH M.	372000	102				414.00	414.00
	2 RAYMOND DRIVE	44.13- 2- 56	102P				139.54	139.54
			<b>Account Total</b>				<b>553.54</b>	<b>553.54</b>
5102003460	NELSON, THOMAS & JANICE	372000	102				21.29	21.29
	116 GLENEIDA RIDGE ROAD	54. 8- 1- 80	102P				11.51	11.51
			<b>Account Total</b>				<b>32.80</b>	<b>32.80</b>
5102003550	CARMODY, ANNE	372000	102				414.00	414.00
	12 COLLIER DRIVE WEST	44.13- 1- 36	102P				139.54	139.54
			<b>Account Total</b>				<b>553.54</b>	<b>553.54</b>
5102003710	ADAMS, BLANCHE	372000	102				225.42	225.42
	3669 ROUTE 301	44.17- 1- 13	102P				77.50	77.50

# TOWN OF CARMEL

## Relevy Report

Year: 2017 Seq: 51

Account No	Owner Name Location	District ID	Purpose	Current	Delinquent 30 Days	Delinquent 60 Days	Delinquent 90 Days	Total Amount
			Account Total				302.92	302.92
5102004000	CATURANO, ARMAND&DOROT	372000	102				372.22	372.22
	63 GLENEIDA RIDGE ROAD	55. 5- 1- 7	102P				125.66	125.66
			Account Total				497.88	497.88
5102004020	KELLY & MAZZONI	372000	102				207.00	207.00
	27 GLENNA DRIVE	44.11- 1- 7	102P				43.47	43.47
			Account Total				250.47	250.47
5102004050	NORMOYLE, MICHAEL	372000	102P				24.73	24.73
	28 GLENNA DRIVE	44.11- 1- 13						
			Account Total				24.73	24.73
5102004060	KALAFUS, RICHARD&MARION	372000	102				3,571.32	3,571.32
	26 GLENNA DRIVE	44.11- 1- 14	102P				1,990.04	1,990.04
			Account Total				5,561.36	5,561.36
5102004100	MCNAMARA, MARY	372000	102				209.66	209.66
	1 EVERETT ROAD	44.15- 2- 43	102P				44.03	44.03
			Account Total				253.69	253.69
5102004520	MCBRIDE, CHRIS & TARA	372000	102				38.12	38.12
	83 FAIR STREET	44.14- 1- 85	102P				8.00	8.00
			Account Total				46.12	46.12
5102004550	SANTALONE, EDWARD	372000	102				2,001.27	2,001.27
	23 OLD FARM ROAD	44. 9- 1- 29	102P				823.27	823.27
			Account Total				2,824.54	2,824.54
5102004620	FINLAY, JOHN	372000	102				316.61	316.61
	25 GLENEIDA RIDGE ROAD	54.12- 1- 14						
			Account Total				316.61	316.61
5102004780	NICKERSON,ROBERT&JACQU	372000	102				414.00	414.00
	15 WILLOW ROAD	55. 9- 1- 69. 1	102P				139.54	139.54
			Account Total				553.54	553.54
5102004840	57 MAIN STREET CORP.	372000	102				44.45	44.45
	57 GLENEIDA AVENUE	44.18- 1- 8	102P				24.55	24.55



# TOWN OF CARMEL

## Relevy Report

Year: 2017 Seq: 51

Account No	Owner Name Location	District ID	Purpose	Current	Delinquent 30 Days	Delinquent 60 Days	Delinquent 90 Days	Total Amount
			Account Total				69.00	69.00
5102004880	LOPEZ, FRANK & ANA	372000	102				414.00	414.00
	52 GLENEIDA RIDGE ROAD	55. 5- 1- 25	102P				139.54	139.54
			Account Total				553.54	553.54
5102004980	DEFEO, DEAN & CYNTHIA	372000	102				405.00	405.00
	7 GLENVUE DRIVE NORTH	44.17- 1- 8	102P				136.51	136.51
			Account Total				541.51	541.51
5102005230	RODRIGUEZ, RICHARD & YOLAI	372000	102				405.00	405.00
	18 NORTH GATE ROAD	55.18- 1- 14	102P				136.51	136.51
			Account Total				541.51	541.51
5102005290	LULGJURAJ, TOMA & ROSA	372000	102				332.27	332.27
	161 GLENEIDA RIDGE ROAD	43.20- 1- 23	102P				69.77	69.77
			Account Total				402.04	402.04
5102005320	JOHNSON, ROBERT & LINDA	372000	102				207.00	207.00
	11 MECHANIC STREET	55.14- 1- 7. 1	102P				43.47	43.47
			Account Total				250.47	250.47
5102005380	MILES, NIGEL & IRENE	372000	102				120.72	120.72
	25 BELDEN ROAD	54. 8- 1- 1	102P				53.32	53.32
			Account Total				174.04	174.04
5102005610	POPOVIC, CHRISTOPHER	372000	102				63.65	63.65
	105 GLENEIDA RIDGE ROAD	54. 8- 1- 77	102P				18.49	18.49
			Account Total				82.14	82.14
5102005660	FARBMAN, MATTHEW & DAW	372000	102				828.00	828.00
	17 SUNSET RIDGE ROAD	44.13- 1- 4	102P				279.07	279.07
			Account Total				1,107.07	1,107.07
5102005730	GIACOMELLI, ALVARO & EILEE	372000	102				145.90	145.90
	13 COLLIER DRIVE WEST	44.13- 1- 22	102P				30.64	30.64
			Account Total				176.54	176.54

# TOWN OF CARMEL

## Relevy Report

Year: 2017 Seq: 51

Account No	Owner Name Location	District ID	Purpose	Current	Delinquent 30 Days	Delinquent 60 Days	Delinquent 90 Days	Total Amount
5102005870	MANGAN, JAMES & ROSEAN	372000	102				478.44	478.44
	51 BELDEN ROAD	54. 8- 1- 38	102P				160.85	160.85
			<b>Account Total</b>				<b>639.29</b>	<b>639.29</b>
5102005880	SCHRODER, WILLIAM	372000	102				351.97	351.97
	4 KELLY RIDGE ROAD	44.15- 2- 42	102P				118.65	118.65
			<b>Account Total</b>				<b>470.62</b>	<b>470.62</b>
5102005890	RADOSLOVICH, MARIO	372000	102				405.00	405.00
	15 BELDEN ROAD	54.12- 1- 4	102P				136.51	136.51
			<b>Account Total</b>				<b>541.51</b>	<b>541.51</b>
5102006000	DILISIO, LOUIS JR.	372000	102				119.83	119.83
	14 EVERETT ROAD	44.15- 1- 2	102P				39.88	39.88
			<b>Account Total</b>				<b>159.71</b>	<b>159.71</b>
5102006010	DEANGELIS, JOSEPH & LYNN	372000	102				312.99	312.99
	10 EVERETT ROAD	44.15- 1- 4	102P				105.92	105.92
			<b>Account Total</b>				<b>418.91</b>	<b>418.91</b>
5102006020	VANDERPOOL, WAYNE & STEPI	372000	102				124.72	124.72
	12 EVERETT ROAD	44.15- 1- 3	102P				46.83	46.83
			<b>Account Total</b>				<b>171.55</b>	<b>171.55</b>
5102006120	MCGOVERN, MICHAEL `	372000	102				123.95	123.95
	24 EVERETT ROAD	44.19- 1- 47	102P				40.78	40.78
			<b>Account Total</b>				<b>164.73</b>	<b>164.73</b>
5102006280	DESIMONE, ANGELO & LISA	372000	102				96.23	96.23
	40 EVERETT ROAD	44.19- 1- 39	102P				62.29	62.29
			<b>Account Total</b>				<b>158.52</b>	<b>158.52</b>
5102006330	MCKAY & SHOTAT	372000	102				245.44	245.44
	23 FOWLER AVENUE	44.13- 2- 4	102P				51.54	51.54
			<b>Account Total</b>				<b>296.98</b>	<b>296.98</b>
5102006350	LAVAN, RUSSELL & PATRICIA	372000	102				95.32	95.32

# TOWN OF CARMEL

## Relevy Report

Year: 2017 Seq: 51

Account No	Owner Name Location	District ID	Purpose	Current	Delinquent 30 Days	Delinquent 60 Days	Delinquent 90 Days	Total Amount
			102P				20.02	20.02
	14 TOWER ROAD	55.13- 1- 34	<b>Account Total</b>				<b>115.34</b>	<b>115.34</b>
5102006410	MCCABE, MICHAEL&ANN MAR	372000	102				568.53	568.53
	15 COLLIER DRIVE EAST	44.13- 1- 47	102P				192.07	192.07
			<b>Account Total</b>				<b>760.60</b>	<b>760.60</b>
5102006430	BARRESI & HO	372000	102				414.00	414.00
	4 COLLIER DRIVE	44.17- 1- 34	102P				139.54	139.54
			<b>Account Total</b>				<b>553.54</b>	<b>553.54</b>
5102006500	RIVERA, ROBERT & MICHELL	372000	102				3,934.83	3,934.83
	103 FAIR STREET	44.15- 1- 53	<b>Account Total</b>				<b>3,934.83</b>	<b>3,934.83</b>
5102006580	CONSTANCE, DOUGLAS	372000	102				94.43	94.43
	47 EVERETT ROAD	44.19- 2- 8	102P				5.34	5.34
			<b>Account Total</b>				<b>99.77</b>	<b>99.77</b>
5102006630	SCALFANI, ROSALIE	372000	102				414.00	414.00
	11 RIDGE ROAD	44.13- 2- 33	102P				139.54	139.54
			<b>Account Total</b>				<b>553.54</b>	<b>553.54</b>
5102006770	WALTER, JEFFREY&CHRISTIN	372000	102				99.71	99.71
	49 EVERETT ROAD	44.19- 2- 9	102P				20.94	20.94
			<b>Account Total</b>				<b>120.65</b>	<b>120.65</b>
5102006900	CLIFFORD, THOMAS&CHRISTII	372000	102				207.00	207.00
	14 COLLIER DRIVE EAST	44.13- 1- 60	102P				43.47	43.47
			<b>Account Total</b>				<b>250.47</b>	<b>250.47</b>
5102006970	CANNON, WILLIAM&ELIZABET	372000	102				214.00	214.00
	8 SUNSET RIDGE ROAD	44.13- 1- 11	102P				119.54	119.54
			<b>Account Total</b>				<b>333.54</b>	<b>333.54</b>
5102007000	VEGA, VICTOR	372000	102				414.00	414.00
	80 FAIR STREET	44.14- 2- 2	102P				139.54	139.54
			<b>Account Total</b>				<b>553.54</b>	<b>553.54</b>

# TOWN OF CARMEL

## Relevy Report

Year: 2017      Seq: 51

Account No	Owner Name Location	District ID	Purpose	Current	Delinquent 30 Days	Delinquent 60 Days	Delinquent 90 Days	Total Amount
5102007010	RIVERA, ANGEL	372000	102				267.58	267.58
	19 MECHANIC STREET	55.14- 1- 12	102P				56.19	56.19
			<b>Account Total</b>				<b>323.77</b>	<b>323.77</b>
5102007180	O'CONNOR, JAMES & TAMMY	372000	102				102.33	102.33
	2 BELLA ROAD	54. 8- 1- 28	102P				21.49	21.49
			<b>Account Total</b>				<b>123.82</b>	<b>123.82</b>
5102007240	POZNER, ARTHUR & JOAN	372000	102				414.00	414.00
	10 COLLIER DRIVE	44.13- 2- 50	102P				139.54	139.54
			<b>Account Total</b>				<b>553.54</b>	<b>553.54</b>
5102007320	ROCHE & CABRERA	372000	102				138.93	138.93
	18 TOWER ROAD	55.13- 1- 32	102P				48.82	48.82
			<b>Account Total</b>				<b>187.75</b>	<b>187.75</b>
5102007370	MACELHINNEY, ANDREW & KE	372000	102				207.00	207.00
	19 COLLIER DRIVE EAST	44.13- 1- 49	102P				69.78	69.78
			<b>Account Total</b>				<b>276.78</b>	<b>276.78</b>
5102007390	INDELICATO, JOHN & SUSAN	372000	102				414.00	414.00
	36 SAINT MICHAELS TERRAC	44.19- 1- 22	102P				139.54	139.54
			<b>Account Total</b>				<b>553.54</b>	<b>553.54</b>
5102007450	RHYMER, DEAN & ALANA	372000	102				71.07	71.07
	33 SAINT MICHAELS TERRAC	44.19- 1- 28	402				35.00	35.00
			<b>Account Total</b>				<b>106.07</b>	<b>106.07</b>
5102007670	VARGA, VERONICA	372000	102				414.00	414.00
	10 COLLIER DRIVE EAST	44.13- 2- 43	102P				139.54	139.54
			<b>Account Total</b>				<b>553.54</b>	<b>553.54</b>
5102007730	MERENDA, MICHAEL & CATHER	372000	102				414.00	414.00
	46 SAINT MICHAELS TERRAC	44.19- 1- 17	102P				139.54	139.54
			<b>Account Total</b>				<b>553.54</b>	<b>553.54</b>
5102007850	BERARDIS, YVONNE	372000	102				387.61	387.61

# TOWN OF CARMEL

## Relevy Report

Year: 2017      Seq: 51

Account No	Owner Name Location	District ID	Purpose	Current	Delinquent 30 Days	Delinquent 60 Days	Delinquent 90 Days	Total Amount
5102007890	26 COLLIER DRIVE EAST	44.13- 1- 54	102P				128.44	128.44
			<b>Account Total</b>				<b>516.05</b>	<b>516.05</b>
	RICE, THOMAS & ANN	372000	102				207.00	207.00
	55 SAINT MICHAELS TERRAC	44.19- 1- 8	102P				71.03	71.03
5102007950			<b>Account Total</b>				<b>278.03</b>	<b>278.03</b>
	COMCAST (AP SHARE)	372000	102				75.10	75.10
	21 OLD ROUTE 6	55. 6- 1- 48	102P				15.77	15.77
			<b>Account Total</b>				<b>90.87</b>	<b>90.87</b>
5102008510	MORETTA, MATTHEW	372000	102				274.50	274.50
	2 GLENVUE DRIVE NORTH	44.17- 1- 11	102P				110.25	110.25
			<b>Account Total</b>				<b>384.75</b>	<b>384.75</b>
	GALENO, MICHAEL & JULIAN	372000	102				405.00	405.00
5102008870	44 LAKEVIEW ROAD	66. 8- 1- 10	102P				136.51	136.51
			<b>Account Total</b>				<b>541.51</b>	<b>541.51</b>
	OLSEN, KURT&KELLY	372000	102				414.00	414.00
	48 LAKEVIEW ROAD	66. 8- 1- 8	102P				139.54	139.54
5102008890			<b>Account Total</b>				<b>553.54</b>	<b>553.54</b>
	MEEHAN, DIANE	372000	102				478.51	478.51
	53 LAKEVIEW ROAD	66. 8- 1- 26	102P				230.16	230.16
			<b>Account Total</b>				<b>708.67</b>	<b>708.67</b>
5102009010	SANTULLO, LOUIS & ANGELA	372000	102				414.00	414.00
	45 LAKEVIEW ROAD	66. 8- 1- 22	102P				139.54	139.54
			<b>Account Total</b>				<b>553.54</b>	<b>553.54</b>
	RESTO, ANGEL & ELIZABETH	372000	102				414.00	414.00
5102009070	41 LAKEVIEW ROAD	66. 8- 1- 20	102P				139.54	139.54
			<b>Account Total</b>				<b>553.54</b>	<b>553.54</b>
	NUDO, RALPH & MARGARET	372000	102				220.97	220.97
	39 LAKEVIEW ROAD	66. 8- 1- 19	102P				72.32	72.32

# TOWN OF CARMEL

## Relevy Report

Year: 2017 Seq: 51

Account No	Owner Name Location	District ID	Purpose	Current	Delinquent 30 Days	Delinquent 60 Days	Delinquent 90 Days	Total Amount
			Account Total				293.29	293.29
5102009110	DJELJEVIC, PRENKA & DRITA	372000	102				405.00	405.00
	34 AVERY ROAD	55.20- 1- 33	102P				136.51	136.51
			Account Total				541.51	541.51
5102009260	ADDATO, DOROTHY	372000	102				200.87	200.87
	4 AVERY ROAD	55.20- 1- 18						
			Account Total				200.87	200.87
5102009420	GAVIN, VICTORIA	372000	102				183.30	183.30
	19 AVERY ROAD	55.20- 1- 30						
			Account Total				183.30	183.30
5102009430	D'ANGELONE & MARSIGLIA	372000	102				414.00	414.00
	21 AVERY ROAD	55.20- 1- 31						
			Account Total				414.00	414.00
5102009460	ESPOSITO, THOMAS & DOROT	372000	102				848.32	848.32
	11 LAKEVIEW ROAD	55.20- 1- 11	102P				204.45	204.45
			Account Total				1,052.77	1,052.77
5102009520	GERTSEN, RYAN	372000	102				718.33	718.33
	18 LAKEVIEW ROAD	55.19- 1- 47	102P				241.17	241.17
			Account Total				959.50	959.50
5102009560	VESHTA, TONIN & SOSE	372000	102				405.00	405.00
	11 LAKE GILEAD ROAD	55.19- 1- 44	102P				136.51	136.51
			Account Total				541.51	541.51
5102009660	PARCHINSKY, STEFFIE	372000	102				207.00	207.00
	9 BELLA ROAD	54. 8- 1- 20	102P				43.47	43.47
			Account Total				250.47	250.47
5102009700	RICHARDSON, DAYTON	372000	102				414.00	414.00
	16 MECHANIC STREET	55.14- 1- 28	102P				139.54	139.54
			Account Total				553.54	553.54
5102009720	SALAZAR, THERESA	372000	102				461.86	461.86
	1 COLLIER DRIVE EAST	44.13- 1- 42	102P				154.30	154.30
			Account Total				616.16	616.16

# TOWN OF CARMEL

## Relevy Report

Year: 2017 Seq: 51

Account No	Owner Name Location	District ID	Purpose	Current	Delinquent 30 Days	Delinquent 60 Days	Delinquent 90 Days	Total Amount
5102010120	MAHONEY & LEWIS	372000	102				231.86	231.86
	9 WOODLAND TRAIL	44.14- 1- 49. 0-309	102P				55.02	55.02
			<b>Account Total</b>				<b>286.88</b>	<b>286.88</b>
5102010320	ENGLEHARDT, DANIEL	372000	102				51.57	51.57
	5 INTERLOCHEN ROAD	55.19- 1- 37	102P				10.83	10.83
			<b>Account Total</b>				<b>62.40</b>	<b>62.40</b>
5102010350	LESTER, STEPHEN & DIANE	372000	102				405.00	405.00
	69 WOODLAND TRAIL	44.14- 1- 49. 0-1869	102P				136.51	136.51
			<b>Account Total</b>				<b>541.51</b>	<b>541.51</b>
5102010390	BRODERICK,JOSEPH&JUSTIN	372000	102				405.00	405.00
	12 GLENNA DRIVE	44.15- 1- 43	102P				136.51	136.51
			<b>Account Total</b>				<b>541.51</b>	<b>541.51</b>
5102010640	MANZOEILLO,ERIC&JENNIFER	372000	102				300.84	300.84
	401 KINGS WAY	44.11- 1- 23. 0-401	102P				101.59	101.59
			<b>Account Total</b>				<b>402.43</b>	<b>402.43</b>
5102010750	AMATULLE, NAIDA	372000	102				573.66	573.66
	802 KINGS WAY	44.11- 1- 23. 0-802	102P				191.80	191.80
			<b>Account Total</b>				<b>765.46</b>	<b>765.46</b>
5102010870	HOOTEN, ROBERT	372000	102				414.00	414.00
	501 KINGS WAY	44.11- 1- 23. 0-501	102P				139.54	139.54
			<b>Account Total</b>				<b>553.54</b>	<b>553.54</b>
5102010890	ANGLACE, CATHERINE	372000	102				414.00	414.00
	503 KINGS WAY	44.11- 1- 23. 0-503	102P				139.54	139.54
			<b>Account Total</b>				<b>553.54</b>	<b>553.54</b>
5102011020	SEARS, GREGORY J.	372000	102				482.00	482.00
	905 KINGS WAY	44.11- 1- 23. 0-905	102P				162.24	162.24
			<b>Account Total</b>				<b>644.24</b>	<b>644.24</b>
5102011090	SCHNORR, PHILIP & KELLIE	372000	102				414.76	414.76

# TOWN OF CARMEL

## Relevy Report

Year: 2017 Seq: 51

Account No	Owner Name Location	District ID	Purpose	Current	Delinquent 30 Days	Delinquent 60 Days	Delinquent 90 Days	Total Amount
5102011120	1003 KINGS WAY	44.11- 1- 23. 0-1003	102P				139.79	139.79
			<b>Account Total</b>				<b>554.55</b>	<b>554.55</b>
			102				407.66	407.66
			102P				136.07	136.07
5102011260	CONCIATORI, JEFFREY&MIND	372000	<b>Account Total</b>				<b>543.73</b>	<b>543.73</b>
			102				509.74	509.74
			102P				212.46	212.46
			<b>Account Total</b>				<b>722.20</b>	<b>722.20</b>
5102011280	2203 KINGS WAY	44.11- 1- 20. 0-2203	102				405.00	405.00
			102P				136.51	136.51
			<b>Account Total</b>				<b>541.51</b>	<b>541.51</b>
			102P				18.56	18.56
5102011430	2501 KINGS WAY	44.11- 1- 20. 0-2501	<b>Account Total</b>				<b>18.56</b>	<b>18.56</b>
			102				414.00	414.00
			102P				139.54	139.54
			<b>Account Total</b>				<b>553.54</b>	<b>553.54</b>
5102011650	BAIRD, ROISIN	44.11- 1- 20. 0-2302	102				484.45	484.45
			102P				164.47	164.47
			<b>Account Total</b>				<b>648.92</b>	<b>648.92</b>
			102				414.00	414.00
5102011700	1701 KINGS WAY	44.11- 1- 22. 0-1701	102P				139.54	139.54
			<b>Account Total</b>				<b>553.54</b>	<b>553.54</b>
			102				146.90	146.90
			102P				48.38	48.38
5102011790	1804 KINGS WAY	44.11- 1- 22. 0-1804	<b>Account Total</b>				<b>195.28</b>	<b>195.28</b>
			102				405.00	405.00
			102P				136.51	136.51
			<b>Account Total</b>				<b>541.51</b>	<b>541.51</b>
5102011930	KOHN, CHARLES & LEA	44.11- 1- 22. 0-2003	102				405.00	405.00
			102P				136.51	136.51
			<b>Account Total</b>				<b>541.51</b>	<b>541.51</b>
			102P				136.51	136.51



# TOWN OF CARMEL

## Relevy Report

Year: 2017 Seq: 51

Account No	Owner Name Location	District ID	Purpose	Current	Delinquent 30 Days	Delinquent 60 Days	Delinquent 90 Days	Total Amount
5102012020	CAPIZZI, BRIAN & LORI	372000	102				224.25	224.25
	1406 KINGS WAY	44.11- 1- 22. 0-1406	102P				73.40	73.40
			<b>Account Total</b>				<b>297.65</b>	<b>297.65</b>
5102012030	DECOURSEY, BARRY	372000	102				136.48	136.48
	1407 KINGS WAY	44.11- 1- 22. 0-1407	102P				28.66	28.66
			<b>Account Total</b>				<b>165.14</b>	<b>165.14</b>
5102012150	MORALES, FERDINAND	372000	102				414.00	414.00
	1605 KINGS WAY	44.11- 1- 22. 0-1605	102P				139.54	139.54
			<b>Account Total</b>				<b>553.54</b>	<b>553.54</b>
5102012160	LEONARD, EDWARD & ANNE	372000	102				414.00	414.00
	1606 KINGS WAY	44.11- 1- 22. 0-1606	102P				139.54	139.54
			<b>Account Total</b>				<b>553.54</b>	<b>553.54</b>
5102012210	NESCI, JOSEPH	372000	102				349.94	349.94
	1903 KINGS WAY	44.11- 1- 22. 0-1903	102P				117.91	117.91
			<b>Account Total</b>				<b>467.85</b>	<b>467.85</b>
5102012410	FEBBRAIO, THOMAS & SARA	372000	102				81.01	81.01
	14 DECOLORES DRIVE	44.14- 1- 84	102P				17.01	17.01
			<b>Account Total</b>				<b>98.02</b>	<b>98.02</b>
5102012470	IACOVELLI, VINCENT & ROSE	372000	102				264.00	264.00
	25 DECOLORES DRIVE	44.14- 1- 77	102P				89.89	89.89
			<b>Account Total</b>				<b>353.89</b>	<b>353.89</b>
5102012520	FOTOPOULOS, GUS & CYNTH	372000	102				191.31	191.31
	8 KYLE COURT	44.14- 1- 66	102P				63.14	63.14
			<b>Account Total</b>				<b>254.45</b>	<b>254.45</b>
5102012560	SANTOS SUPPLE, ZARIAZ	372000	102				239.09	239.09
	9 KYLE COURT	44.14- 1- 70	102P				67.72	67.72
			<b>Account Total</b>				<b>306.81</b>	<b>306.81</b>
5102012690	COWLE, DONNA	372000	102				28.55	28.55

# TOWN OF CARMEL

## Relevy Report

Year: 2017      Seq: 51

Account No	Owner Name Location	District ID	Purpose	Current	Delinquent 30 Days	Delinquent 60 Days	Delinquent 90 Days	Total Amount
			102P				26.23	26.23
	16 CORNISH ROAD	54. 8- 1- 19	<b>Account Total</b>				<b>54.78</b>	<b>54.78</b>
5102012740	JOHNSON, JOHN & JENNIFER	372000	102				288.00	288.00
	7 WOODLAND TRAIL	44.14- 1- 49. 0- 207	102P				82.22	82.22
			<b>Account Total</b>				<b>370.22</b>	<b>370.22</b>
5102012780	SCARANO, MICHAEL	372000	102				65.04	65.04
	13 WOODLAND TRAIL	44.14- 1- 49. 0- 413	102P				13.65	13.65
			<b>Account Total</b>				<b>78.69</b>	<b>78.69</b>
5102012890	COLE, NONA	372000	102				49.55	49.55
	28 WOODLAND TRAIL	44.14- 1- 49. 0- 828	102P				16.68	16.68
			<b>Account Total</b>				<b>66.23</b>	<b>66.23</b>
5102013080	WHITMORE, KAREN & AMAND	372000	102				405.00	405.00
	52 WOODLAND TRAIL	44.14- 1- 49. 0-1352	102P				136.51	136.51
			<b>Account Total</b>				<b>541.51</b>	<b>541.51</b>
5102013100	BARR, STEPHEN & VALERIE	372000	102				331.53	331.53
	55 WOODLAND TRAIL	44.14- 1- 49. 0-1455	102P				131.30	131.30
			<b>Account Total</b>				<b>462.83</b>	<b>462.83</b>
5102013290	WEBB, MICHAEL & AMY	372000	102				117.33	117.33
	81 WOODLAND TRAIL	44.14- 1- 49. 0-2081	102P				39.91	39.91
			<b>Account Total</b>				<b>157.24</b>	<b>157.24</b>
5102013310	MONTELEONE,VIRGILIO&VICT	372000	102				414.00	414.00
	84 WOODLAND TRAIL	44.14- 1- 49. 0-2184	102P				139.54	139.54
			<b>Account Total</b>				<b>553.54</b>	<b>553.54</b>
5102013520	ACCURSO, GRACE	372000	102				388.06	388.06
	123 GLENEIDA RIDGE ROAD	43.20- 1- 13	102P				130.94	130.94
			<b>Account Total</b>				<b>519.00</b>	<b>519.00</b>
5102013550	MEIER, JOHN & MARY	372000	102				417.48	417.48
	10 RIDGE COURT	54. 8- 1- 68	102P				149.26	149.26

# TOWN OF CARMEL

## Relevy Report

Year: 2017 Seq: 51

Account No	Owner Name Location	District ID	Purpose	Current	Delinquent 30 Days	Delinquent 60 Days	Delinquent 90 Days	Total Amount
			<b>Account Total</b>				<b>566.74</b>	<b>566.74</b>
5102013820	BOEHM & PULLEY	372000	102				543.38	543.38
	23 TANGO LANE	55.14- 1- 8. 2	102P				181.88	181.88
			<b>Account Total</b>				<b>725.26</b>	<b>725.26</b>
5102013860	FACINELLI, STEVEN&MILDRE	372000	102				414.00	414.00
	11 MEADOW DRIVE	55.19- 1- 19. 1	102P				139.54	139.54
			<b>Account Total</b>				<b>553.54</b>	<b>553.54</b>
5102013880	BONILLA, MILTON	372000	102				475.23	475.23
	40 DUKE DRIVE	44. 0- 2- 26	102P				139.37	139.37
			<b>Account Total</b>				<b>614.60</b>	<b>614.60</b>
5102014220	VENDEL, CURTIS & MICHELE	372000	102				414.00	414.00
	117 DUKE DRIVE	44. 0- 2- 64	102P				139.54	139.54
			<b>Account Total</b>				<b>553.54</b>	<b>553.54</b>
5102014230	VATAJ, NUO & MIRASH	372000	102				3,067.33	3,067.33
	125 DUKE DRIVE	44. 0- 2- 65	102P				696.74	696.74
			<b>Account Total</b>				<b>3,764.07</b>	<b>3,764.07</b>
5102014250	BRICK, GAIL	372000	102				343.28	343.28
	147 DUKE DRIVE	44. 0- 2- 67	102P				34.33	34.33
			<b>Account Total</b>				<b>377.61</b>	<b>377.61</b>
5102014330	GILLETTE, BRUCE&THERESI	372000	102				2,701.79	2,701.79
	8 ELENA COURT	44. 0- 2- 16						
			<b>Account Total</b>				<b>2,701.79</b>	<b>2,701.79</b>
5102014400	O'HANLON, JOHN & MARY	372000	102				405.00	405.00
	110 FAIR STREET	44.15- 2- 6	102P				136.51	136.51
			<b>Account Total</b>				<b>541.51</b>	<b>541.51</b>
5102014600	DIPPO, WILLIAM & DONNA	372000	102				261.22	261.22
	26 DECOLORES DRIVE	44.14- 1- 80	102P				88.00	88.00
			<b>Account Total</b>				<b>349.22</b>	<b>349.22</b>
5102015010	LABARCA, RAYMOND & LIND	372000	102				207.00	207.00

# TOWN OF CARMEL

## Relevy Report

Year: 2017      Seq: 51

Account No	Owner Name Location	District ID	Purpose	Current	Delinquent 30 Days	Delinquent 60 Days	Delinquent 90 Days	Total Amount
			102P				43.47	43.47
	18 DUKE DRIVE	44. 0- 2- 23	<b>Account Total</b>				<b>250.47</b>	<b>250.47</b>
5102015030	NASI, LEVY JEAN	372000	102				258.87	258.87
	28 DUKE DRIVE	44. 0- 2- 24	102P				102.98	102.98
			<b>Account Total</b>				<b>361.85</b>	<b>361.85</b>
5102015250	DECOLA, WILLIAM	372000	102				414.00	414.00
	8 NORTH GATE ROAD	55.19- 1- 5. 2	102P				139.54	139.54
			<b>Account Total</b>				<b>553.54</b>	<b>553.54</b>
5102015370	SMITH, PHILIP & MARICHU	372000	102				117.37	117.37
	40 ARBORVIEW	55. 0- 2- 53	102P				38.95	38.95
			<b>Account Total</b>				<b>156.32</b>	<b>156.32</b>
5102015510	ROBERTSHAW, SUSAN	372000	102				137.57	137.57
	53 MAJESTIC RIDGE	55. 0- 2- 68	102P				28.89	28.89
			<b>Account Total</b>				<b>166.46</b>	<b>166.46</b>
5102015590	MARTIN, JOSHUA & JULIE	372000	102				414.00	414.00
	20 PARKVIEW CIRCLE	55. 0- 2- 76	102P				139.54	139.54
			<b>Account Total</b>				<b>553.54</b>	<b>553.54</b>
5102015710	LORENZO,FRANKLIN&ANTOIN	372000	102				528.04	528.04
	18 MAJESTIC RIDGE	55. 0- 2- 88	102P				110.88	110.88
			<b>Account Total</b>				<b>638.92</b>	<b>638.92</b>
5102015980	LUPPINO, ANTONIO & KRISTA	372000	102				1,022.72	1,022.72
	53 ARBORVIEW	55. 0- 2-115	102P				340.05	340.05
			<b>Account Total</b>				<b>1,362.77</b>	<b>1,362.77</b>
5102016160	HEWITT, MICHAEL & MARIA	372000	102				405.00	405.00
	41 LINDY DRIVE	55. 0- 2- 37	102P				136.51	136.51
			<b>Account Total</b>				<b>541.51</b>	<b>541.51</b>
5102018370	GIULIETTI,JOSEPH&REBECCA	372000	102				84.15	84.15
	7 SUNSET RIDGE ROAD	44.17- 1- 28	102P				17.68	17.68

# TOWN OF CARMEL

## Relevy Report

Year: 2017 Seq: 51

Account No	Owner Name Location	District ID	Purpose	Current	Delinquent 30 Days	Delinquent 60 Days	Delinquent 90 Days	Total Amount
			<b>Account Total</b>				<b>101.83</b>	<b>101.83</b>
5102018420	GLENEIDA PROFESSIONAL	372000	102				363.41	363.41
	91 GLENEIDA AVENUE	44.13- 2- 15	102P				109.94	109.94
			<b>Account Total</b>				<b>473.35</b>	<b>473.35</b>
5102018550	PETERSON, HARRY & ANN	372000	102				283.05	283.05
	3 ROGERS LANE	54. 8- 1- 51	102P				92.64	92.64
			<b>Account Total</b>				<b>375.69</b>	<b>375.69</b>
5102019320	QUATTRUCCI, ELISA	372000	102				260.64	260.64
	90 SEMINARY HILL ROAD	55.14- 1- 2	102P				88.79	88.79
			<b>Account Total</b>				<b>349.43</b>	<b>349.43</b>
5102019400	OLIVAPOTENZA,JOSEPH&LAL	372000	102				346.48	346.48
	967 STONELEIGH AVENUE	55.15- 1- 8. 1	102P				117.52	117.52
			<b>Account Total</b>				<b>464.00</b>	<b>464.00</b>
5102019650	MELITI, FRANK	372000	102				294.73	294.73
	18 LAKE GILEAD ROAD	66. 7- 1- 4	102P				101.84	101.84
			<b>Account Total</b>				<b>396.57</b>	<b>396.57</b>
5102019790	LONG, ANTHONY & YELENA	372000	102				964.70	964.70
	4 CROSBY ROAD	55.19- 1- 13. 3	102P				254.04	254.04
			<b>Account Total</b>				<b>1,218.74</b>	<b>1,218.74</b>
5102019800	NOBILE, THOMAS & LISA	372000	102				490.86	490.86
	2 CROSBY ROAD	55.19- 1- 13. 2	102P					
			<b>Account Total</b>				<b>490.86</b>	<b>490.86</b>
5102020030	BROWN, ROBERT	372000	102				41.90	41.90
	9 CORNISH ROAD	54. 8- 1- 7	102P				8.80	8.80
			<b>Account Total</b>				<b>50.70</b>	<b>50.70</b>
5102020210	BUCELLO, PAUL & DENISE	372000	102				458.14	458.14
	3 WARING DRIVE	44.14- 1- 56	102P				156.29	156.29
			<b>Account Total</b>				<b>614.43</b>	<b>614.43</b>
5102030230	DIMAS & JERONIMO	372000	102				405.00	405.00

# TOWN OF CARMEL

## Relevy Report

Year: 2017      Seq: 51

Account No	Owner Name Location	District ID	Purpose	Current	Delinquent 30 Days	Delinquent 60 Days	Delinquent 90 Days	Total Amount
			102P				136.51	136.51
	63 WARING DRIVE	44.14- 1- 95	<b>Account Total</b>				<b>541.51</b>	<b>541.51</b>
5103000060	KOTASH, NORA	372000	103				292.50	292.50
	108 SECOR ROAD	74.43- 2- 17	103P				98.61	98.61
			<b>Account Total</b>				<b>391.11</b>	<b>391.11</b>
5103000150	TRIPPODO, PAUL	372000	103				35.18	35.18
	226 WILLOW ROAD	74.26- 2- 21	103P				26.56	26.56
			<b>Account Total</b>				<b>61.74</b>	<b>61.74</b>
5103000160	TORRES, NILSA	372000	103				292.50	292.50
	210 ROCKLEDGE ROAD	74.35- 1- 4	103P				98.61	98.61
			<b>Account Total</b>				<b>391.11</b>	<b>391.11</b>
5103000200	VILLANUEVA, PEDRO	372000	103				292.50	292.50
	254 TOPLAND ROAD	63.82- 1- 4	103P				98.61	98.61
			<b>Account Total</b>				<b>391.11</b>	<b>391.11</b>
5103000220	ROTGER, EDWIN	372000	103				291.60	291.60
	227 MAPLE ROAD	74.26- 2- 38	103P				61.24	61.24
			<b>Account Total</b>				<b>352.84</b>	<b>352.84</b>
5103000270	HAWTHORNE, KEITH	372000	103				291.60	291.60
	153 LAKE SHORE DRIVE	74.35- 1- 25	103P				98.29	98.29
			<b>Account Total</b>				<b>389.89</b>	<b>389.89</b>
5103000420	SENATORE, MICHAEL & LIND	372000	103				552.39	552.39
	113 CROSS HILL ROAD	74.42- 1- 30	103P				186.50	186.50
			<b>Account Total</b>				<b>738.89</b>	<b>738.89</b>
5103000430	CARLUCCI, KARLA	372000	103				292.50	292.50
	68 CIRCLE ROAD	74.42- 1- 4	103P				98.61	98.61
			<b>Account Total</b>				<b>391.11</b>	<b>391.11</b>
5103000560	BONDI, JOSEPH & MARYBET	372000	103				292.50	292.50
	1 FAIRWAY	74.43- 1- 4	103P				98.61	98.61

# TOWN OF CARMEL

## Relevy Report

Year: 2017 Seq: 51

Account No	Owner Name Location	District ID	Purpose	Current	Delinquent 30 Days	Delinquent 60 Days	Delinquent 90 Days	Total Amount
			Account Total				391.11	391.11
5103000570	PEZZULLO, VINCENT & DEBR	372000	103				137.78	137.78
	134 ENTRANCE WAY	74.35- 1- 10	103P				45.11	45.11
			Account Total				182.89	182.89
5103000610	KENNEDY, JAMES W.	372000	103				283.72	283.72
	163 ORCHARD ROAD	74.26- 2- 22	103P				59.58	59.58
			Account Total				343.30	343.30
5103000770	MORRISON, MARK	372000	103				583.20	583.20
	125 ORCHARD ROAD	74.26- 2- 1	103P				196.57	196.57
			Account Total				779.77	779.77
5103000790	CARR, DERMOT & TRACEY	372000	103				76.84	76.84
	49 CIRCLE ROAD	74.42- 1- 21	103P				16.13	16.13
			Account Total				92.97	92.97
5103000810	KRETSCHMAN,ERNEST&MAR	372000	103				185.60	185.60
	23 CROSS HILL ROAD	74.42- 1- 60	103P				60.74	60.74
			Account Total				246.34	246.34
5103000880	KENNEDY, DAMIAN & DONNA	372000	103				291.60	291.60
	240 CENTER DRIVE	74.34- 2- 11	103P				98.29	98.29
			Account Total				389.89	389.89
5103000890	SPINELLI, MICHAEL & FAITH	372000	103				292.50	292.50
	314 OAK ROAD WEST	63.82- 1- 73	103P				61.43	61.43
			Account Total				353.93	353.93
5103001090	DIAZ, CARMEN	372000	103				292.50	292.50
	20 TOPLAND ROAD	74.42- 1- 12	103P				98.61	98.61
			Account Total				391.11	391.11
5103001140	CAMILLIERE, GINA	372000	103				218.70	218.70
	15 FAIRWAY	74.43- 1- 3	103P				76.80	76.80
			Account Total				295.50	295.50

# TOWN OF CARMEL

## Relevy Report

Year: 2017 Seq: 51

Account No	Owner Name Location	District ID	Purpose	Current	Delinquent 30 Days	Delinquent 60 Days	Delinquent 90 Days	Total Amount
5103001220	MARTIN, THOMAS	372000	103				292.50	292.50
	303 OAK ROAD WEST	63.82- 1- 70	103P				98.61	98.61
			<b>Account Total</b>				<b>391.11</b>	<b>391.11</b>
5103001260	BOPP, EDWARD	372000	103				292.50	292.50
	150 ORCHARD ROAD	74.26- 1- 38	103P				98.61	98.61
			<b>Account Total</b>				<b>391.11</b>	<b>391.11</b>
5103001310	RIVERA, LUIS & JOANN	372000	103P				26.97	26.97
	252 ORCHARD ROAD	63.82- 1- 71	<b>Account Total</b>				<b>26.97</b>	<b>26.97</b>
5103001360	SOLOMON & RACANELLO	372000	103				234.55	234.55
	245 ORCHARD ROAD	63.82- 1- 37	103P				79.15	79.15
			<b>Account Total</b>				<b>313.70</b>	<b>313.70</b>
5103001390	MILIAMBRO,TIMOTHY&LAURE	372000	103				145.85	145.85
	29 FAIRWAY	74.43- 1- 1	103P				50.09	50.09
			<b>Account Total</b>				<b>195.94</b>	<b>195.94</b>
5103001420	GREENE, KENNETH & KAREN	372000	103				81.65	81.65
	53 IVY HILL ROAD	74.43- 1- 5	103P				17.15	17.15
			<b>Account Total</b>				<b>98.80</b>	<b>98.80</b>
5103001430	FUCILE, TIMOTHY & JESSICA	372000	103				292.50	292.50
	16 CROSS HILL ROAD	74.42- 1- 67	103P				98.61	98.61
			<b>Account Total</b>				<b>391.11</b>	<b>391.11</b>
5103001460	CLOHESSY, MICHAEL	372000	103				167.14	167.14
	211 OAK ROAD WEST	63.82- 1- 39	103P				57.00	57.00
			<b>Account Total</b>				<b>224.14</b>	<b>224.14</b>
5103001470	RICCI, FRANCESCO & JOAN	372000	103				337.67	337.67
	204 ELM ROAD	63.82- 1- 43	103P				114.32	114.32
			<b>Account Total</b>				<b>451.99</b>	<b>451.99</b>
5103001550	CHACH, GREGORY	372000	103				145.80	145.80
	22 CIRCLE ROAD	74.42- 1- 72	103P				30.62	30.62



# TOWN OF CARMEL

## Relevy Report

Year: 2017 Seq: 51

Account No	Owner Name Location	District ID	Purpose	Current	Delinquent 30 Days	Delinquent 60 Days	Delinquent 90 Days	Total Amount
			Account Total				176.42	176.42
5103001640	SCHWARTZ & GESSELLI	372000	103				207.98	207.98
	312 BROOK ROAD	74.26- 1- 41	103P				70.92	70.92
			Account Total				278.90	278.90
5103001700	HICKEY, DANIEL & LINSEY	372000	103				208.00	208.00
	332 ROCKLEDGE ROAD	74.34- 1- 58	103P				59.38	59.38
			Account Total				267.38	267.38
5103001740	DESILVA, RAEGAN	372000	103				58.17	58.17
	200 ORCHARD ROAD	74.26- 1- 23	103P				12.22	12.22
			Account Total				70.39	70.39
5103001790	BILINSKI, MICHAEL	372000	103				292.50	292.50
	203 ORCHARD ROAD	74.26- 2- 32	103P				98.61	98.61
			Account Total				391.11	391.11
5103001800	BOYAR, WILLIAM	372000	103				292.50	292.50
	348 CENTER DRIVE	74.34- 1- 46	103P				98.61	98.61
			Account Total				391.11	391.11
5103001820	RANAGHAN, KEITH & RAINA	372000	103				34.21	34.21
	372 LAKE SHORE DRIVE	63.82- 1- 50	103P				7.18	7.18
			Account Total				41.39	41.39
5103001840	SETTEMBRINI, JOHN C	372000	103				205.04	205.04
	219 OVERLAND ROAD	74.34- 2- 37	103P				43.05	43.05
			Account Total				248.09	248.09
5103001850	NAWAB,NELLY&MEHBOO	372000	103				291.60	291.60
	62 TOPLAND ROAD	74.34- 1- 6	103P				98.29	98.29
			Account Total				389.89	389.89
5103001870	HITCHCOCK, ALBERT	372000	103				205.78	205.78
	260 CENTER DRIVE	74.34- 2- 15	103P				79.82	79.82
			Account Total				285.60	285.60

# TOWN OF CARMEL

## Relevy Report

Year: 2017      Seq: 51

Account No	Owner Name Location	District ID	Purpose	Current	Delinquent 30 Days	Delinquent 60 Days	Delinquent 90 Days	Total Amount
5103001940	GUNN, FRANCIS & CHRISTIN	372000	103				292.50	292.50
	227 BROOK ROAD	74.26- 2- 14	103P				98.61	98.61
			<b>Account Total</b>				<b>391.11</b>	<b>391.11</b>
5103001970	SHEA, ELOISE	372000	103				283.72	283.72
	312 LAKE SHORE DRIVE	63.82- 1- 30	103P				59.58	59.58
			<b>Account Total</b>				<b>343.30</b>	<b>343.30</b>
5103002020	ZULUAGA, SERGIO	372000	103				292.50	292.50
	129 UNDERHILL ROAD	74.43- 1- 46	103P				98.61	98.61
			<b>Account Total</b>				<b>391.11</b>	<b>391.11</b>
5103002090	DAKOTA ASSET SERVICES	372000	103				292.50	292.50
	314 OVERLAND ROAD	74.34- 1- 27	103P				98.61	98.61
			<b>Account Total</b>				<b>391.11</b>	<b>391.11</b>
5103002200	MEYER, JUSTIN & MARYELLE	372000	103				291.60	291.60
	156 ORCHARD ROAD	74.26- 1- 39	103P				98.29	98.29
			<b>Account Total</b>				<b>389.89</b>	<b>389.89</b>
5103002250	VUKSANAJ, MARIO	372000	103				292.50	292.50
	45 LAKE SHORE DRIVE	74.43- 2- 7	103P				98.61	98.61
			<b>Account Total</b>				<b>391.11</b>	<b>391.11</b>
5103002270	BIRRITTELLA,JOSEPH	372000	103				291.60	291.60
	310 CENTER DRIVE	74.34- 1- 40	103P				98.29	98.29
			<b>Account Total</b>				<b>389.89</b>	<b>389.89</b>
5103002310	DAQUANNI, LAURA	372000	103				291.60	291.60
	211 LAKE SHORE DRIVE	74.26- 2- 54	103P				98.29	98.29
			<b>Account Total</b>				<b>389.89</b>	<b>389.89</b>
5103002350	JACOBS, DARLINDA	372000	103				129.28	129.28
	323 WILLOW ROAD	74.26- 1- 30	103P				47.75	47.75
			<b>Account Total</b>				<b>177.03</b>	<b>177.03</b>
5103002360	ZWIRZ & MCCABE	372000	103				568.69	568.69

# TOWN OF CARMEL

## Relevy Report

Year: 2017      Seq: 51

Account No	Owner Name Location	District ID	Purpose	Current	Delinquent 30 Days	Delinquent 60 Days	Delinquent 90 Days	Total Amount
			103P				191.84	191.84
	219 BROOK ROAD	74.26- 2- 15	<b>Account Total</b>				<b>760.53</b>	<b>760.53</b>
5103002380	REDA, CHARLES	372000	103				291.60	291.60
	66 ORCHARD ROAD	74.34- 1- 39	103P				98.29	98.29
			<b>Account Total</b>				<b>389.89</b>	<b>389.89</b>
5103002410	FERRARA, STEVEN	372000	103				146.26	146.26
	210 NORTH ROAD	63.82- 1- 53	103P				49.28	49.28
			<b>Account Total</b>				<b>195.54</b>	<b>195.54</b>
5103002470	LATIFAJ, ISUF & FATMUSHE	372000	103				102.11	102.11
	12 IVY HILL ROAD	74.42- 1- 43	103P				41.11	41.11
			<b>Account Total</b>				<b>143.22</b>	<b>143.22</b>
5103002480	SCHMELTZER, JOEL&MARLEN	372000	103P				11.14	11.14
	249 CENTER DRIVE	74.34- 2- 19	<b>Account Total</b>				<b>11.14</b>	<b>11.14</b>
5103002500	BAGDON, WILLIAM J.	372000	103				218.50	218.50
	235 LAKE SHORE DRIVE	74.26- 2- 47	103P				73.91	73.91
			<b>Account Total</b>				<b>292.41</b>	<b>292.41</b>
5103002600	MCLEMORE, DAVID&KATHLEE	372000	103				255.78	255.78
	319 BIRCH ROAD	74.26- 1- 21	103P				87.03	87.03
			<b>Account Total</b>				<b>342.81</b>	<b>342.81</b>
5103002690	BORRELLI, PAT & HEATHER	372000	103				147.50	147.50
	225 OAK ROAD WEST	63.82- 1- 38	103P				49.73	49.73
			<b>Account Total</b>				<b>197.23</b>	<b>197.23</b>
5103002770	KNOWLES, GARY & LISA	372000	103				291.60	291.60
	219 ELM ROAD	63.82- 1- 47	103P				98.29	98.29
			<b>Account Total</b>				<b>389.89</b>	<b>389.89</b>
5103002860	VILLANOVA, PEDRO	372000	103				292.50	292.50
	254 TOPLAND ROAD	63.82- 1- 4	103P				98.61	98.61
			<b>Account Total</b>				<b>391.11</b>	<b>391.11</b>

# TOWN OF CARMEL

## Relevy Report

Year: 2017      Seq: 51

Account No	Owner Name Location	District ID	Purpose	Current	Delinquent 30 Days	Delinquent 60 Days	Delinquent 90 Days	Total Amount
5103002870	KRETSCHMAN, ERNEST	372000	103				145.80	145.80
	15 CROSS HILL ROAD	74.42- 1- 61	103P				49.14	49.14
			<b>Account Total</b>				<b>194.94</b>	<b>194.94</b>
5103002950	WILMINGTON SAVINGS FUND	372000	103				186.42	186.42
	78 ORCHARD ROAD	74.34- 1- 36	103P				18.64	18.64
			<b>Account Total</b>				<b>205.06</b>	<b>205.06</b>
5103002960	ROSSI, JAMES	372000	103				292.50	292.50
	258 TOPLAND ROAD	63.82- 1- 5	103P				98.61	98.61
			<b>Account Total</b>				<b>391.11</b>	<b>391.11</b>
5103002980	CYPREXX SERVICES	372000	103				357.13	357.13
	191 NORTH ROAD	63.82- 1- 19	103P				120.83	120.83
			<b>Account Total</b>				<b>477.96</b>	<b>477.96</b>
5103003030	IZZO, RICHARD & CORINNE	372000	103				292.50	292.50
	317 CENTER DRIVE	74.34- 1- 35	103P				98.61	98.61
			<b>Account Total</b>				<b>391.11</b>	<b>391.11</b>
5103003060	CARONE, ANNE	372000	103				291.60	291.60
	54 UNDERHILL ROAD	74.43- 2- 14	103P				98.29	98.29
			<b>Account Total</b>				<b>389.89</b>	<b>389.89</b>
5103003180	PERRY, PATRICK & ORA	372000	103				291.60	291.60
	42 CIRCLE ROAD	74.42- 1- 79	103P				98.29	98.29
			<b>Account Total</b>				<b>389.89</b>	<b>389.89</b>
5103003190	HOBBY, CARL	372000	103				104.61	104.61
	334 CENTER DRIVE	74.34- 1- 45	103P				21.97	21.97
			<b>Account Total</b>				<b>126.58</b>	<b>126.58</b>
5103003200	KING, JOHN & BURNELLE	372000	103				123.28	123.28
	78 TOPLAND ROAD	74.34- 1- 8	103P				41.57	41.57
			<b>Account Total</b>				<b>164.85</b>	<b>164.85</b>
5103003290	FAILLACE, CHARLES	372000	103				222.10	222.10

# TOWN OF CARMEL

## Relevy Report

Year: 2017      Seq: 51

Account No	Owner Name Location	District ID	Purpose	Current	Delinquent 30 Days	Delinquent 60 Days	Delinquent 90 Days	Total Amount
5103003470	17 TOPLAND ROAD MORRISSEY, MICHAEL&JACLYN	74.42- 1- 13 372000	103P				74.34	74.34
			Account Total				296.44	296.44
			103				177.10	177.10
			103P				37.19	37.19
5103003560	BUDHAN, DEBRA 26 TOPLAND ROAD	372000 74.34- 1- 1	Account Total				214.29	214.29
			103				292.50	292.50
			103P				98.61	98.61
			Account Total				391.11	391.11
5103003690	REEVES, DARRYL 213 MAPLE ROAD	372000 63.82- 1- 29	103				83.59	83.59
			103P				17.56	17.56
			Account Total				101.15	101.15
			103				135.81	135.81
5103003720	ANDUJAR, MERCEDES&JESSICA	372000 74.34- 2- 44	103P				28.52	28.52
			Account Total				164.33	164.33
			103				291.60	291.60
			103P				98.29	98.29
5103003730	GERANIOS, THERESA 89 LAKE SHORE DRIVE	372000 74.35- 1- 33	Account Total				389.89	389.89
			103				291.60	291.60
			103P				98.29	98.29
			Account Total				389.89	389.89
5103003760	RETTA, JOHN & SUSAN 21 CIRCLE ROAD	372000 74.42- 1- 23	103				291.60	291.60
			103P				98.29	98.29
			Account Total				389.89	389.89
			103				292.50	292.50
5103004050	SULLIVAN, KRISTEN 181 TOPLAND ROAD	372000 74.26- 1- 28	103P				98.61	98.61
			Account Total				391.11	391.11
			103P				14.63	14.63
			Account Total				14.63	14.63
5103004070	WALKO, GEORGE&STEPHANI	372000 74.34- 1- 29	103				121.39	121.39
			103P				40.94	40.94
			Account Total				162.33	162.33
			Account Total				162.33	162.33

# TOWN OF CARMEL

## Relevy Report

Year: 2017 Seq: 51

Account No	Owner Name Location	District ID	Purpose	Current	Delinquent 30 Days	Delinquent 60 Days	Delinquent 90 Days	Total Amount
5103004230	NISBETH, JOANNE	372000	103				77.38	77.38
	242 TOPLAND ROAD	63.82- 1- 2	103P				32.00	32.00
			<b>Account Total</b>				<b>109.38</b>	<b>109.38</b>
5103004240	MELITO, RONALD	372000	103				141.74	141.74
	323 BIRCH ROAD	74.26- 1- 20	103P				47.77	47.77
			<b>Account Total</b>				<b>189.51</b>	<b>189.51</b>
5103004280	CUSUMANO, LENNY	372000	103				291.60	291.60
	14 ENTRANCE WAY	74.43- 1- 12	103P				98.29	98.29
			<b>Account Total</b>				<b>389.89</b>	<b>389.89</b>
5103004300	LUIS, FABRICIANA	372000	103				79.26	79.26
	114 UNDERHILL ROAD	74.43- 1- 49	103P				24.70	24.70
			<b>Account Total</b>				<b>103.96</b>	<b>103.96</b>
5103004470	CARUSO, JOHN & MARY JAN	372000	103				291.60	291.60
	375 LAKE SHORE DRIVE	63.82- 1- 21	103P				98.29	98.29
			<b>Account Total</b>				<b>389.89</b>	<b>389.89</b>
5103004500	TRACE, ROBERT & ANNE	372000	103				291.60	291.60
	221 MAPLE ROAD	74.26- 2- 39	103P				98.29	98.29
			<b>Account Total</b>				<b>389.89</b>	<b>389.89</b>
5103004530	BAKER, JOHN	372000	103				291.60	291.60
	319 MEADOW DRIVE	74.34- 1- 64	103P				98.29	98.29
			<b>Account Total</b>				<b>389.89</b>	<b>389.89</b>
5103004770	CORDERO, BENITO & MARISC	372000	103				291.60	291.60
	381 LAKE SHORE DRIVE	63.82- 1- 20	103P				98.29	98.29
			<b>Account Total</b>				<b>389.89</b>	<b>389.89</b>
5103004780	JOHNSON, BRENDON & JANE	372000	103				218.48	218.48
	129 LAKE SHORE DRIVE	74.35- 1- 29	103P				74.37	74.37
			<b>Account Total</b>				<b>292.85</b>	<b>292.85</b>
5103004790	BAUTISTA & DIAZ	372000	103				147.38	147.38

# TOWN OF CARMEL

## Relevy Report

Year: 2017      Seq: 51

Account No	Owner Name Location	District ID	Purpose	Current	Delinquent 30 Days	Delinquent 60 Days	Delinquent 90 Days	Total Amount
5103004820	216 FOREST ROAD	74.34- 2- 36. 2	103P				51.09	51.09
			<b>Account Total</b>				<b>198.47</b>	<b>198.47</b>
	MORTIMER, MARTIN	372000	103				568.69	568.69
	211 ROCKLEDGE ROAD	74.35- 1- 7	103P				191.84	191.84
5103005240			<b>Account Total</b>				<b>760.53</b>	<b>760.53</b>
	LIGHT, VICTORIA	372000	103				291.60	291.60
	234 FOREST ROAD	74.34- 2- 43. 2	103P				98.29	98.29
5103005260			<b>Account Total</b>				<b>389.89</b>	<b>389.89</b>
	FITZSIMMONS, LISA	372000	103				189.62	189.62
	42 CROSS HILL ROAD	74.42- 1- 70	103P				63.18	63.18
5104000040			<b>Account Total</b>				<b>252.80</b>	<b>252.80</b>
	NUNZIATA, JOHN & SUSAN	372000	104				145.34	145.34
	189 LAKE BALDWIN DRIVE	86.39- 1- 6	104P				30.53	30.53
5104000120			<b>Account Total</b>				<b>175.87</b>	<b>175.87</b>
	MAXFIELD, DAVID	372000	104				548.10	548.10
	18 COUNTY LINE DRIVE	86.54- 1- 16	104P				197.19	197.19
5104000160			<b>Account Total</b>				<b>745.29</b>	<b>745.29</b>
	PEREZ, JOSE & ROSA	372000	104				1,054.74	1,054.74
	1 ORIOLE DRIVE	86.55- 1- 23	104P				363.82	363.82
5104000180			<b>Account Total</b>				<b>1,418.56</b>	<b>1,418.56</b>
	BLANCHARD, GLORIA	372000	104				678.00	678.00
	40 MAPLE DRIVE	86.47- 1- 11	104P				228.52	228.52
5104000190			<b>Account Total</b>				<b>906.52</b>	<b>906.52</b>
	BERISHA, SYLE	372000	104				263.57	263.57
	107 BALDWIN PLACE ROAD	86.40- 1- 13	104P				89.06	89.06
5104000260			<b>Account Total</b>				<b>352.63</b>	<b>352.63</b>
	MALANGONE, SYLVESTER	372000	104				675.00	675.00
	109 EAST COURT	86.47- 1- 25	104P				227.52	227.52

# TOWN OF CARMEL

## Relevy Report

Year: 2017 Seq: 51

Account No	Owner Name Location	District ID	Purpose	Current	Delinquent 30 Days	Delinquent 60 Days	Delinquent 90 Days	Total Amount
			Account Total				902.52	902.52
5104000280	DUNBAR, MICHAEL & SARAH	372000	104				665.80	665.80
	7 DAISY DRIVE	86.39- 1- 54	104P				224.45	224.45
			Account Total				890.25	890.25
5104000400	STELLWAGEN, ADAM&CYNTH	372000	104				334.31	334.31
	9 ELM LANE	86.55- 1- 12	104P				113.84	113.84
			Account Total				448.15	448.15
5104000450	ROBINSON,CHRISTOPHER&JE	372000	104				148.54	148.54
	39 MAPLE DRIVE	86.47- 1- 19	104P				31.19	31.19
			Account Total				179.73	179.73
5104000460	ARGO, THOMAS & DEBORAH	372000	104				680.54	680.54
	23 GRANDVIEW DRIVE	86.39- 1- 45	104P				229.37	229.37
			Account Total				909.91	909.91
5104000620	SANTOITEMMA, JAMES & LIND	372000	104				452.79	452.79
	179 LAKE BALDWIN DRIVE	86.39- 1- 4	104P				159.96	159.96
			Account Total				612.75	612.75
5104000680	CAMMARATA, PATRICIA	372000	104				678.00	678.00
	10 BEECH ROAD	86.46- 1- 5	104P				228.52	228.52
			Account Total				906.52	906.52
5104000790	TIGHE, ROBERT & VANESSA	372000	104				678.00	678.00
	15 DAISY DRIVE	86.39- 1- 56	104P				228.52	228.52
			Account Total				906.52	906.52
5104001020	HANSMANN, FRANK & SUSAN	372000	104				580.99	580.99
	21 BIRCH DRIVE	86.39- 1- 34	104P				226.34	226.34
			Account Total				807.33	807.33
5104001280	WALLACE, BARBARA	372000	104				678.00	678.00
	5 HICKORY ROAD	86.48- 1- 2	104P				228.52	228.52
			Account Total				906.52	906.52



# TOWN OF CARMEL

## Relevy Report

Year: 2017 Seq: 51

Account No	Owner Name Location	District ID	Purpose	Current	Delinquent 30 Days	Delinquent 60 Days	Delinquent 90 Days	Total Amount
5104001310	FELLNER, JACQUELINE	372000	104				318.85	318.85
	30 SHORE DRIVE	86.47- 1- 20	104P				105.24	105.24
			<b>Account Total</b>				<b>424.09</b>	<b>424.09</b>
5104001330	MURIQI, AGIM	372000	104				365.61	365.61
	5 ORIOLE DRIVE	86.55- 1- 22	104P				83.54	83.54
			<b>Account Total</b>				<b>449.15</b>	<b>449.15</b>
5104001380	BARKER, JOHN	372000	104				343.47	343.47
	95 BALDWIN PLACE ROAD	86.40- 1- 10	104P				114.78	114.78
			<b>Account Total</b>				<b>458.25</b>	<b>458.25</b>
5104001560	SKIRIANOS, MICHAEL	372000	104				678.00	678.00
	25 SPRING DRIVE	86.48- 1- 4	104P				228.52	228.52
			<b>Account Total</b>				<b>906.52</b>	<b>906.52</b>
5104001570	TIRADO, LAURA	372000	104				508.44	508.44
	191 LAKE BALDWIN DRIVE	86.39- 1- 7	104P				106.77	106.77
			<b>Account Total</b>				<b>615.21</b>	<b>615.21</b>
5104001620	WENDLER, CHRISTOPHER	372000	104				336.05	336.05
	12 BEECH ROAD	86.46- 1- 4	104P				118.80	118.80
			<b>Account Total</b>				<b>454.85</b>	<b>454.85</b>
5104001660	BERNHARDT, RICHARD	372000	104				297.64	297.64
	29 KENNARD ROAD	86.14- 1- 3	104P				62.50	62.50
			<b>Account Total</b>				<b>360.14</b>	<b>360.14</b>
5104001670	FENNESSY, MICHAEL&SHARC	372000	104				678.00	678.00
	15 KENNARD ROAD	86.14- 1- 2	104P				228.52	228.52
			<b>Account Total</b>				<b>906.52</b>	<b>906.52</b>
5105000020	EDWARDS, MARTIN & TRACI	372000	105P				38.37	38.37
	7 RUSTIC ROAD	75.18- 1- 5						
			<b>Account Total</b>				<b>38.37</b>	<b>38.37</b>
5105000350	BLNIS, ERNIE & YVONNE	372000	105				400.29	400.29
	25 MYRTLE AVENUE	75.18- 1- 32	105P				136.14	136.14

# TOWN OF CARMEL

## Relevy Report

Year: 2017 Seq: 51

Account No	Owner Name Location	District ID	Purpose	Current	Delinquent 30 Days	Delinquent 60 Days	Delinquent 90 Days	Total Amount
			<b>Account Total</b>				<b>536.43</b>	<b>536.43</b>
5106000020	NIXON, EDWARD	372000	106				678.00	678.00
	25 TANYA LANE	65.15- 2- 3	106P				228.52	228.52
			<b>Account Total</b>				<b>906.52</b>	<b>906.52</b>
5106000080	IBARRA, ZORAIDA	372000	106				610.20	610.20
	26 STUART ROAD	65.15- 2- 9	106P				205.29	205.29
			<b>Account Total</b>				<b>815.49</b>	<b>815.49</b>
5106000170	MAYO, DOMINIC	372000	106				391.26	391.26
	39 STUART ROAD	65.15- 1- 78	106P				132.40	132.40
			<b>Account Total</b>				<b>523.66</b>	<b>523.66</b>
5106000190	BAIRD, JEFF & YDANIA	372000	106				436.18	436.18
	47 STUART ROAD	65.15- 1- 80	106P				151.87	151.87
			<b>Account Total</b>				<b>588.05</b>	<b>588.05</b>
5106000270	O'BRIEN, LU ANN	372000	106				1,507.53	1,507.53
	38 TANYA LANE	65.15- 2- 22	106P				526.41	526.41
			<b>Account Total</b>				<b>2,033.94</b>	<b>2,033.94</b>
5106000450	CARGAIN, EMERSON	372000	106				95.66	95.66
	193 DREWVILLE ROAD	65.12- 1- 2	106P				20.09	20.09
			<b>Account Total</b>				<b>115.75</b>	<b>115.75</b>
5106000460	TURRI & MELCHERT	372000	106				181.27	181.27
	199 DREWVILLE ROAD	65.16- 1- 45	106P				46.17	46.17
			<b>Account Total</b>				<b>227.44</b>	<b>227.44</b>
5106000550	IDONI, KRISTINA	372000	106				621.79	621.79
	181 WEBER HILL ROAD	65.16- 1- 33	106P				207.55	207.55
			<b>Account Total</b>				<b>829.34</b>	<b>829.34</b>
5106000670	PROSCIA, MARNA	372000	106P				14.41	14.41
	2 SHERYL LANE	65.15- 2- 36	<b>Account Total</b>				<b>14.41</b>	<b>14.41</b>
5106000940	REILLY, JAMES & TAEKO	372000	106				495.73	495.73

# TOWN OF CARMEL

## Relevy Report

Year: 2017      Seq: 51

Account No	Owner Name Location	District ID	Purpose	Current	Delinquent 30 Days	Delinquent 60 Days	Delinquent 90 Days	Total Amount
			106P				167.24	167.24
	23 RICHARD ROAD	65.16- 1- 16	<b>Account Total</b>				<b>662.97</b>	<b>662.97</b>
5106001000	SINGLETON,JOHN&PATRICIA	372000	106				678.00	678.00
	4 SHERYL LANE	65.15- 2- 37	106P				228.52	228.52
			<b>Account Total</b>				<b>906.52</b>	<b>906.52</b>
5107000110	DIAZ, MANELIK & PRISCILLA	372000	107				495.00	495.00
	83 WAYACROSS ROAD	74.20- 1- 49	107P				166.85	166.85
			<b>Account Total</b>				<b>661.85</b>	<b>661.85</b>
5107000120	FEDORCZAK, GREGORY&MAF	372000	107				120.56	120.56
	87 WAYACROSS ROAD	74.20- 1- 50	107P				25.32	25.32
			<b>Account Total</b>				<b>145.88</b>	<b>145.88</b>
5107000150	DUGAN, RAYMOND & EILEEN	372000	107				495.00	495.00
	80 VINELAND ROAD	74.20- 1- 27	107P				166.85	166.85
			<b>Account Total</b>				<b>661.85</b>	<b>661.85</b>
5107000250	DAMA, ALPHONSO & JUDY	372000	107				495.00	495.00
	40 WAYACROSS ROAD	74.20- 1- 77	107P				166.85	166.85
			<b>Account Total</b>				<b>661.85</b>	<b>661.85</b>
5107000480	CRONIN, JOHN & FRANCES	372000	107				135.63	135.63
	45 VINELAND ROAD	74.19- 1- 43	107P				46.18	46.18
			<b>Account Total</b>				<b>181.81</b>	<b>181.81</b>
5107000800	DONOVAN, JOHN & LAURA	372000	107				630.06	630.06
	98 WAYACROSS ROAD	74.20- 1- 54	107P				210.28	210.28
			<b>Account Total</b>				<b>840.34</b>	<b>840.34</b>
5107000830	NOVICK, TED & KARIN	372000	107				247.50	247.50
	31 WAYACROSS ROAD	74.20- 1- 16	107P				84.35	84.35
			<b>Account Total</b>				<b>331.85</b>	<b>331.85</b>
5107000870	DEDVUKAJ, PASHKO	372000	107				207.63	207.63
	187 ARCHER ROAD	74.20- 1- 9	107P				75.05	75.05

**TOWN OF CARMEL****Relevy Report****Year:** 2017    **Seq:** 51

Account No	Owner Name Location	District ID	Purpose	Current	Delinquent 30 Days	Delinquent 60 Days	Delinquent 90 Days	Total Amount
			<b>Account Total</b>				<b>282.68</b>	<b>282.68</b>
5107000880	MAIS, DONOVAN	372000	107				558.40	558.40
	183 ARCHER ROAD	74.20- 1- 8	107P				188.24	188.24
			<b>Account Total</b>				<b>746.64</b>	<b>746.64</b>
5107000890	RUDOVIC, LAURA	372000	107				318.65	318.65
	177 ARCHER ROAD	74.20- 1- 7						
			<b>Account Total</b>				<b>318.65</b>	<b>318.65</b>
5107000920	SOTTOLANO, MICHAEL&MARI	372000	107				864.24	864.24
	87 VINELAND ROAD	74.19- 1- 67						
			<b>Account Total</b>				<b>864.24</b>	<b>864.24</b>
5107001100	SQUITIERI, MICHAEL	372000	107				323.07	323.07
	41 CONCORDIA ROAD	74.15- 1- 6	107P				108.94	108.94
			<b>Account Total</b>				<b>432.01</b>	<b>432.01</b>
5108000020	RUSO JOSEPH	372000	108				261.30	261.30
	10 OVERHILL ROAD	76.30- 1- 41	108P				54.87	54.87
			<b>Account Total</b>				<b>316.17</b>	<b>316.17</b>
5108000160	TUREK, JASON & ROMINA	372000	108				130.87	130.87
	25 MAIDSTONE DRIVE	76. 5- 1- 62	108P				27.49	27.49
			<b>Account Total</b>				<b>158.36</b>	<b>158.36</b>
5108000290	O'KEEFE, PATRICK&PATRICI	372000	108				478.12	478.12
	50 PUTNAM DRIVE	76. 9- 3- 16	108P				164.19	164.19
			<b>Account Total</b>				<b>642.31</b>	<b>642.31</b>
5108000340	MERENDA, FRANK & LISA	372000	108				290.69	290.69
	95 LAKEVIEW DRIVE	76. 9- 3- 19	108P				95.14	95.14
			<b>Account Total</b>				<b>385.83</b>	<b>385.83</b>
5108000440	GIORGIO, MICHAEL	372000	108				519.04	519.04
	21 HIGHRIDGE ROAD	76. 9- 3- 34	108P				174.34	174.34
			<b>Account Total</b>				<b>693.38</b>	<b>693.38</b>
5108000560	O'KEEFE, SEAN & ANGELA	372000	108				511.15	511.15
	11 LAKEVIEW DRIVE	76. 9- 2- 37	108P				173.11	173.11

# TOWN OF CARMEL

## Relevy Report

Year: 2017      Seq: 51

Account No	Owner Name Location	District ID	Purpose	Current	Delinquent 30 Days	Delinquent 60 Days	Delinquent 90 Days	Total Amount
			<b>Account Total</b>				<b>684.26</b>	<b>684.26</b>
5108000660	MORRETTA & STROUD	372000	108				787.50	787.50
	33 MAYFAIR LANE	76. 9- 3- 44	108P				265.43	265.43
			<b>Account Total</b>				<b>1,052.93</b>	<b>1,052.93</b>
5108000870	HENNIG, JASON & SARA	372000	108				262.50	262.50
	1 MAPLE COURT	76. 9- 3- 62	108P				55.13	55.13
			<b>Account Total</b>				<b>317.63</b>	<b>317.63</b>
5108000890	DONELLI & BAUER	372000	108P				15.43	15.43
	24 LAKEVIEW DRIVE	76. 9- 3- 66						
			<b>Account Total</b>				<b>15.43</b>	<b>15.43</b>
5108000950	PAGANO, SABINA	372000	108				288.57	288.57
	10 LAKEVIEW DRIVE	76.13- 2- 14	108P				60.60	60.60
			<b>Account Total</b>				<b>349.17</b>	<b>349.17</b>
5108000980	BURCHELL, PETER	372000	108				787.20	787.20
	6 MAPLE COURT	76. 9- 3- 60	108P				265.34	265.34
			<b>Account Total</b>				<b>1,052.54</b>	<b>1,052.54</b>
5108000990	CAPUTO, LYNNETTE	372000	108				329.50	329.50
	44 MOUNT HOPE ROAD	76. 9- 2- 30						
			<b>Account Total</b>				<b>329.50</b>	<b>329.50</b>
5108001070	CARROLL, BRENDAN & KIM	372000	108				787.50	787.50
	504 WOODLAND COURT	76.13- 2- 2	108P				265.43	265.43
			<b>Account Total</b>				<b>1,052.93</b>	<b>1,052.93</b>
5108001080	GOMES, JOAQUIM & MARIALD	372000	108				787.50	787.50
	10 RUSTIC LANE	76.13- 2- 7	108P				265.43	265.43
			<b>Account Total</b>				<b>1,052.93</b>	<b>1,052.93</b>
5108001100	EGAN, JOHN & LYNN	372000	108				787.50	787.50
	8 TANAGER ROAD	76. 6- 1- 42	108P				265.43	265.43
			<b>Account Total</b>				<b>1,052.93</b>	<b>1,052.93</b>
5108001130	FIELDS, ROY & THERESA	372000	108				211.99	211.99
	10 OAK RIDGE DRIVE	76. 9- 2- 45	108P				44.52	44.52

# TOWN OF CARMEL

## Relevy Report

Year: 2017      Seq: 51

Account No	Owner Name Location	District ID	Purpose	Current	Delinquent 30 Days	Delinquent 60 Days	Delinquent 90 Days	Total Amount
			Account Total				256.51	256.51
5108001180	CAVANNA, NATHAN & KEISH	372000	108				60.52	60.52
	12 TANAGER ROAD	76. 6- 1- 41	108P				12.71	12.71
			Account Total				73.23	73.23
5108001190	LAPORTE, CHRISTOPHER & MA	372000	108				516.27	516.27
	56 TANAGER ROAD	76. 6- 1- 36	108P				108.42	108.42
			Account Total				624.69	624.69
5108001220	ROBERTSON, MARK & BARBA	372000	108				787.50	787.50
	1 RUSTIC LANE	76.13- 2- 4	108P				265.43	265.43
			Account Total				1,052.93	1,052.93
5108001360	FAULKNER, KRISTIN	372000	108				530.85	530.85
	53 OVERHILL ROAD	76. 6- 1- 46	108P				211.53	211.53
			Account Total				742.38	742.38
5108001410	DILISIO, GIANPAOLO	372000	108				671.67	671.67
	46 TANAGER ROAD	76. 6- 1- 37	108P				269.33	269.33
			Account Total				941.00	941.00
5108001670	AGUILA, JOSHUA & MARIANA	372000	108				348.25	348.25
	23 EMERALD LANE	76.14- 1- 56	108P				73.14	73.14
			Account Total				421.39	421.39
5108001910	GEORGEO, TERESA	372000	108				248.38	248.38
	39 GLEN RIDGE ROAD	76.13- 2- 24	108P				82.31	82.31
			Account Total				330.69	330.69
5108002010	VIGGIANO, GERALD & BARBAR	372000	108				779.13	779.13
	2 MINERVA LANE	76.13- 2- 39	108P				262.69	262.69
			Account Total				1,041.82	1,041.82
5108002240	CAPRIGLIONE, MARIO & THERE	372000	108				599.43	599.43
	16 MCALPIN AVENUE	76.31- 1- 9	108P				196.19	196.19
			Account Total				795.62	795.62

# TOWN OF CARMEL

## Relevy Report

Year: 2017      Seq: 51

Account No	Owner Name Location	District ID	Purpose	Current	Delinquent 30 Days	Delinquent 60 Days	Delinquent 90 Days	Total Amount
5108002330	OUBINA, WILLIAM & TARAH	372000	108				374.26	374.26
	15 MCALPIN AVENUE	76.31- 1- 1	108P				78.60	78.60
			<b>Account Total</b>				<b>452.86</b>	<b>452.86</b>
5108002460	MORSE, DANIEL & SUSAN	372000	108				787.50	787.50
	28 COUNTRY LANE	76.18- 1- 27	108P				265.43	265.43
			<b>Account Total</b>				<b>1,052.93</b>	<b>1,052.93</b>
5108002530	ANTONELLIS, ANTHONY & AMAI	372000	108				88.04	88.04
	78 PRINCE ROAD	76.14- 2- 5	108P				34.02	34.02
			<b>Account Total</b>				<b>122.06</b>	<b>122.06</b>
5108002590	LEONE, ANTHONY & SUSAN	372000	108				787.50	787.50
	1 GLEN RIDGE ROAD	76.14- 1- 3	108P				265.43	265.43
			<b>Account Total</b>				<b>1,052.93</b>	<b>1,052.93</b>
5108002790	SPANO, FRANK JR.	372000	108				709.46	709.46
	51 GLEN RIDGE ROAD	76.13- 2- 27	108P				238.71	238.71
			<b>Account Total</b>				<b>948.17</b>	<b>948.17</b>
5108002840	FILARDI, JOHN & SHARON	372000	108				853.16	853.16
	61 PRINCE ROAD	76.14- 1- 29	108P				285.64	285.64
			<b>Account Total</b>				<b>1,138.80</b>	<b>1,138.80</b>
5108002860	CHAN, PAUL & DANA	372000	108				779.45	779.45
	30 KINGS RIDGE ROAD	76.14- 1- 33	108P				268.27	268.27
			<b>Account Total</b>				<b>1,047.72</b>	<b>1,047.72</b>
5108002870	CASEY, WILLIAM	372000	108				269.86	269.86
	81 OVERHILL ROAD	76.10- 1- 18	108P				90.43	90.43
			<b>Account Total</b>				<b>360.29</b>	<b>360.29</b>
5108003080	FABBRI, ENRICO	372000	108				554.84	554.84
	10 PRINCE ROAD	76.14- 1- 62	108P				189.44	189.44
			<b>Account Total</b>				<b>744.28</b>	<b>744.28</b>
5108003190	PAPPAS, PATRICIA	372000	108				199.46	199.46

# TOWN OF CARMEL

## Relevy Report

Year: 2017      Seq: 51

Account No	Owner Name Location	District ID	Purpose	Current	Delinquent 30 Days	Delinquent 60 Days	Delinquent 90 Days	Total Amount
			108P				41.89	41.89
	25 MCALPIN AVENUE	76.31- 1- 3	<b>Account Total</b>				<b>241.35</b>	<b>241.35</b>
5108003200	WALLY'S SUPER SERVICE	372000	108				236.25	236.25
	177 SEE AVENUE	76.22- 1- 43	108P				75.15	75.15
			<b>Account Total</b>				<b>311.40</b>	<b>311.40</b>
5108003350	HEGARTY, THOMAS & COLEE	372000	108				787.50	787.50
	59 OVERHILL ROAD	76. 6- 1- 45	108P				265.43	265.43
			<b>Account Total</b>				<b>1,052.93</b>	<b>1,052.93</b>
5108003360	HOLMES, EDDIE	372000	108				53.04	53.04
	143 SEE AVENUE	76.30- 1- 39	108P				33.13	33.13
			<b>Account Total</b>				<b>86.17</b>	<b>86.17</b>
5108003430	GAGNE,BRYAN&LOUIS	372000	108				1,450.53	1,450.53
	9 RUSTIC LANE	76.13- 2- 6	108P				487.57	487.57
			<b>Account Total</b>				<b>1,938.10</b>	<b>1,938.10</b>
5108003510	RUSH, CHRISTOPHER	372000	108				974.62	974.62
	79 HEATHER DRIVE	76.30- 1- 37	108P				315.64	315.64
			<b>Account Total</b>				<b>1,290.26</b>	<b>1,290.26</b>
5108003540	BENACK, PETER & KIM	372000	108				243.34	243.34
	509 WOODLAND COURT	76.13- 2- 12	108P				81.37	81.37
			<b>Account Total</b>				<b>324.71</b>	<b>324.71</b>
5108003570	UNGARO, FRANK & TERRY	372000	108				998.43	998.43
	12 EMERALD LANE	76.18- 2- 8	108P				334.46	334.46
			<b>Account Total</b>				<b>1,332.89</b>	<b>1,332.89</b>
5108003590	MELCHNER, BERT & KARI	372000	108				327.34	327.34
	31 HIGHRIDGE ROAD	76. 9- 3- 32	108P				114.41	114.41
			<b>Account Total</b>				<b>441.75</b>	<b>441.75</b>
5108003900	NYGARD, SCOTT	372000	108				393.60	393.60
	37 HEATHER DRIVE	76. 9- 2- 23	108P				108.94	108.94



# TOWN OF CARMEL

## Relevy Report

Year: 2017    Seq: 51

Account No	Owner Name Location	District ID	Purpose	Current	Delinquent 30 Days	Delinquent 60 Days	Delinquent 90 Days	Total Amount
			<b>Account Total</b>				<b>502.54</b>	<b>502.54</b>
5108003910	ECONONIDES,STEVEN&MARI/	372000	108				486.72	486.72
	26 GARDEN ROAD	76. 9- 3- 46	108P				158.19	158.19
			<b>Account Total</b>				<b>644.91</b>	<b>644.91</b>
5108003990	FEDERAL NATIONAL MORTGA	372000	108				1,353.52	1,353.52
	6 GREGORY STREET	76.22- 1- 40	108P				456.96	456.96
			<b>Account Total</b>				<b>1,810.48</b>	<b>1,810.48</b>
5108004500	CASEY, JAMES & JEAN	372000	108				787.20	787.20
	39 HIGHRIDGE ROAD	76. 9- 3- 31	108P				265.34	265.34
			<b>Account Total</b>				<b>1,052.54</b>	<b>1,052.54</b>
5109000010	ULUTAS, AHMET	372000	109				862.39	862.39
	635 ROUTE 6N	75. 7- 1- 2	109P				294.33	294.33
			<b>Account Total</b>				<b>1,156.72</b>	<b>1,156.72</b>
5109000070	CORONA & BONSAANTI	372000	109				334.60	334.60
	21 WOODLAND ROAD	75. 7- 1- 19	109P				114.53	114.53
			<b>Account Total</b>				<b>449.13</b>	<b>449.13</b>
5109000130	MEGNA & CORDELLI	372000	109				444.78	444.78
	69 WOODLAND ROAD	64.19- 1- 18	109P				151.21	151.21
			<b>Account Total</b>				<b>595.99</b>	<b>595.99</b>
5109000170	ILARDI & LARSEN	372000	109				478.52	478.52
	17 KIRKWOOD ROAD	75. 7- 1- 29	109P				164.09	164.09
			<b>Account Total</b>				<b>642.61</b>	<b>642.61</b>
5109000370	WEBER, ROBERT & JEAN	372000	109P				12.09	12.09
	19 HIGHLAND VIEW ROAD	75. 7- 1- 50	<b>Account Total</b>				<b>12.09</b>	<b>12.09</b>
5109000450	COX,ROBERT & KAREN	372000	109				311.03	311.03
	31 VISTA TERRACE	75. 7- 2- 9	109P				65.31	65.31
			<b>Account Total</b>				<b>376.34</b>	<b>376.34</b>
5109000610	SCHOEN, PAUL	372000	109				742.50	742.50

# TOWN OF CARMEL

## Relevy Report

Year: 2017      Seq: 51

Account No	Owner Name Location	District ID	Purpose	Current	Delinquent 30 Days	Delinquent 60 Days	Delinquent 90 Days	Total Amount
5109000630	25 VISTA TERRACE	75. 7- 2- 15	109P				250.27	250.27
			<b>Account Total</b>				<b>992.77</b>	<b>992.77</b>
	SACCO, ANTHONY & KIMBERL	372000	109				289.58	289.58
	39 WEST LAKE BOULEVARD	75. 7- 2- 45	109P				94.77	94.77
5109000660	MOORE, BRYAN & LISA	372000	<b>Account Total</b>				<b>384.35</b>	<b>384.35</b>
			109				344.14	344.14
	40 VISTA TERRACE	75. 7- 2- 44	109P				72.27	72.27
			<b>Account Total</b>				<b>416.41</b>	<b>416.41</b>
5109000670	KLEIN, SCOTT	372000	109				199.00	199.00
			109P				41.79	41.79
	44 VISTA TERRACE	75. 7- 2- 43	<b>Account Total</b>				<b>240.79</b>	<b>240.79</b>
			109				742.32	742.32
5109000700	FABA, NICHOLAS & DEBORA	372000	109P				250.21	250.21
			<b>Account Total</b>				<b>992.53</b>	<b>992.53</b>
	27 SYCAMORE TERRACE	75. 7- 2- 53	109				851.31	851.31
			109P				285.21	285.21
5109000720	PFORZHEIMER, WILLIAM & LINDA	372000	<b>Account Total</b>				<b>1,136.52</b>	<b>1,136.52</b>
			109				742.32	742.32
	80 VISTA TERRACE	75. 7- 2- 39	109P				250.21	250.21
			<b>Account Total</b>				<b>992.53</b>	<b>992.53</b>
5109000750	PATRONO, CONSTANCE	372000	109				100.46	100.46
			109P				37.67	37.67
	39 SYCAMORE TERRACE	75. 7- 2- 54	<b>Account Total</b>				<b>138.13</b>	<b>138.13</b>
			109				374.15	374.15
5109000760	ROGERS, MAURICE & GAIL	372000	109P				78.58	78.58
			<b>Account Total</b>				<b>452.73</b>	<b>452.73</b>
	13 SYCAMORE TERRACE	75. 7- 2- 50	109				742.32	742.32
			109P				250.21	250.21
5109000780	BLACHOWICZ, ADAM	372000	<b>Account Total</b>				<b>992.53</b>	<b>992.53</b>
			109				742.32	742.32
	25 SYCAMORE TERRACE	75. 7- 2- 42	109P				250.21	250.21
			<b>Account Total</b>				<b>992.53</b>	<b>992.53</b>
5109000860	79 WEST LAKE BLVD LLC	372000	109				742.32	742.32
			109P				250.21	250.21
	79 WEST LAKE BOULEVARD	75. 7- 2- 63	<b>Account Total</b>				<b>992.53</b>	<b>992.53</b>
			109				742.32	742.32

# TOWN OF CARMEL

## Relevy Report

Year: 2017 Seq: 51

Account No	Owner Name Location	District ID	Purpose	Current	Delinquent 30 Days	Delinquent 60 Days	Delinquent 90 Days	Total Amount
			<b>Account Total</b>				<b>992.53</b>	<b>992.53</b>
5109000910	DIFUSCO, ALFONSO	372000	109				742.50	742.50
	101 WEST LAKE BOULEVARD	75. 7- 2- 68	109P				250.27	250.27
			<b>Account Total</b>				<b>992.77</b>	<b>992.77</b>
5109000990	PORCELLI, MARK & SHARON	372000	109				705.04	705.04
	60 WEST LAKE BOULEVARD	75. 7- 3- 31	109P				226.17	226.17
			<b>Account Total</b>				<b>931.21</b>	<b>931.21</b>
5109001660	LUBINSKI, WALTER	372000	109				81.66	81.66
	112 WEST LAKE BOULEVARD	75. 7- 3- 9	109P				28.53	28.53
			<b>Account Total</b>				<b>110.19</b>	<b>110.19</b>
5110000080	BOWERS, DAVID & HELEN	372000	110				50.05	50.05
	26 CREST DRIVE	75.51- 1- 22	110P				10.52	10.52
			<b>Account Total</b>				<b>60.57</b>	<b>60.57</b>
5110000190	CALVELLO, ANGELO	372000	110				284.53	284.53
	241 HILLTOP STREET	75.51- 1- 35	110P				100.82	100.82
			<b>Account Total</b>				<b>385.35</b>	<b>385.35</b>
5110000270	SOLIS, RONALD	372000	110				279.87	279.87
	21 MARY AVENUE	75.12- 1- 27	110P				93.80	93.80
			<b>Account Total</b>				<b>373.67</b>	<b>373.67</b>
5110000280	CALLE, ALBA	372000	110				787.20	787.20
	54 ELLEN AVENUE	75.51- 1- 5	110P				265.34	265.34
			<b>Account Total</b>				<b>1,052.54</b>	<b>1,052.54</b>
5110000320	PALEO,CHRISTOPHER&MELIS	372000	110				161.78	161.78
	2 INDIAN AVENUE	75.44- 1- 74	110P				33.98	33.98
			<b>Account Total</b>				<b>195.76</b>	<b>195.76</b>
5110000470	ERMO, JANA	372000	110				787.50	787.50
	58 ELLEN AVENUE	75.51- 1- 7	110P				265.43	265.43
			<b>Account Total</b>				<b>1,052.93</b>	<b>1,052.93</b>

# TOWN OF CARMEL

## Relevy Report

Year: 2017      Seq: 51

Account No	Owner Name Location	District ID	Purpose	Current	Delinquent 30 Days	Delinquent 60 Days	Delinquent 90 Days	Total Amount
5110000480	FLORES, STEVEN & ANN MARI	372000	110				1,075.89	1,075.89
	29 MARY AVENUE	75.12- 1- 25	110P				78.72	78.72
			<b>Account Total</b>				<b>1,154.61</b>	<b>1,154.61</b>
5110000620	CAHILL, MAUREEN	372000	110				121.16	121.16
	214 HILLTOP STREET	75.43- 2- 35	110P				47.69	47.69
			<b>Account Total</b>				<b>168.85</b>	<b>168.85</b>
5110000880	NEALON, CHRISTOPHER & ANI	372000	110				262.07	262.07
	80 ELLEN AVENUE	75.59- 1- 15						
			<b>Account Total</b>				<b>262.07</b>	<b>262.07</b>
5110000910	DELAMERE, SIOBHAN	372000	110				1,574.40	1,574.40
	87 -91 ELLEN AVENUE	75.59- 1- 2	110P				530.65	530.65
			<b>Account Total</b>				<b>2,105.05</b>	<b>2,105.05</b>
5110000970	FERRARO, STACEY	372000	110				119.22	119.22
	36 MARY AVENUE	75.51- 1- 1	110P				25.03	25.03
			<b>Account Total</b>				<b>144.25</b>	<b>144.25</b>
5110001100	SCIORTINO, NANCY	372000	110				605.87	605.87
	850 ROUTE 6N	75.43- 2- 32	110P				204.51	204.51
			<b>Account Total</b>				<b>810.38</b>	<b>810.38</b>
5110001140	RODRIQUEZ, MICHAEL & JANIN	372000	110				787.20	787.20
	56 ELLEN AVENUE	75.51- 1- 6	110P				265.34	265.34
			<b>Account Total</b>				<b>1,052.54</b>	<b>1,052.54</b>
5112000070	TANTALOS, EVAN & CARMEN	372000	112P				40.51	40.51
	4 ALISON COURT	63.20- 1- 49						
			<b>Account Total</b>				<b>40.51</b>	<b>40.51</b>
5112000240	SHKRELI, ANTON	372000	112				678.00	678.00
	22 ALONA DRIVE	74. 8- 1- 36	112P				228.52	228.52
			<b>Account Total</b>				<b>906.52</b>	<b>906.52</b>
5112000290	BENTIVEGNA, JOSEPH & MARG	372000	112				678.00	678.00
	44 ALONA DRIVE	63.20- 1- 39	112P				228.52	228.52
			<b>Account Total</b>				<b>906.52</b>	<b>906.52</b>

# TOWN OF CARMEL

## Relevy Report

Year: 2017      Seq: 51

Account No	Owner Name Location	District ID	Purpose	Current	Delinquent 30 Days	Delinquent 60 Days	Delinquent 90 Days	Total Amount
5112000410	DEUTSCHE BANK NATIONAL	372000	112				678.00	678.00
	3 EMILY LANE	63.20- 1- 8	112P				228.52	228.52
			<b>Account Total</b>				<b>906.52</b>	<b>906.52</b>
5112000420	GRUNDMAN, ANDREW	372000	112				338.77	338.77
	11 EMILY LANE	63.20- 1- 9	112P				116.41	116.41
			<b>Account Total</b>				<b>455.18</b>	<b>455.18</b>
5112000460	COTE, BRIAN	372000	112				303.65	303.65
	55 EMILY LANE	63.20- 1- 13	112P				63.77	63.77
			<b>Account Total</b>				<b>367.42</b>	<b>367.42</b>
5112000520	GJURAJ, PAUL	372000	112P				30.14	30.14
	25 TOMMY COURT	63.20- 1- 19	112P					
			<b>Account Total</b>				<b>30.14</b>	<b>30.14</b>
5112000610	BARBERA, DIEGO&MARGARET	372000	112				148.10	148.10
	77 TOMMY COURT	63.16- 1- 39	112P				14.81	14.81
			<b>Account Total</b>				<b>162.91</b>	<b>162.91</b>
5112000740	KEENEY, JOHN & CHRISTINA	372000	112				663.15	663.15
	34 TOMMY COURT	63.20- 1- 25	112P				223.49	223.49
			<b>Account Total</b>				<b>886.64</b>	<b>886.64</b>
5112000760	THOMPSON, LYNVAL & ALTHE	372000	112				678.00	678.00
	20 TOMMY COURT	63.20- 1- 27	112P				228.52	228.52
			<b>Account Total</b>				<b>906.52</b>	<b>906.52</b>
5112000810	JEON, KISEOK	372000	112				1,462.90	1,462.90
	22 EMILY LANE	63.20- 1- 32	112P				541.01	541.01
			<b>Account Total</b>				<b>2,003.91</b>	<b>2,003.91</b>
5112000830	SGOBBO, GAETANO	372000	112P				28.96	28.96
	67 ALONA DRIVE	63.20- 1- 42	112P					
			<b>Account Total</b>				<b>28.96</b>	<b>28.96</b>
5112000890	CHOUSA, ANTONIO & ANGEL	372000	112				337.50	337.50
	42 JENNIFER LANE	64.17- 1- 82	112P				156.65	156.65
			<b>Account Total</b>				<b>494.15</b>	<b>494.15</b>

# TOWN OF CARMEL

## Relevy Report

Year: 2017      Seq: 51

Account No	Owner Name Location	District ID	Purpose	Current	Delinquent 30 Days	Delinquent 60 Days	Delinquent 90 Days	Total Amount
5112000910	KUTKA, LAWRENCE	372000	112				267.12	267.12
	58 JENNIFER LANE	64.17- 1- 84	112P				56.09	56.09
			<b>Account Total</b>				<b>323.21</b>	<b>323.21</b>
5112000930	RIEFENHAUSER,CHARLES&M.	372000	112				678.00	678.00
	72 JENNIFER LANE	64.17- 1- 86	112P				228.52	228.52
			<b>Account Total</b>				<b>906.52</b>	<b>906.52</b>
5112001050	GANGI, GARY & MARIA	372000	112				678.00	678.00
	236 AGOR LANE	63.16- 1- 72	112P				228.52	228.52
			<b>Account Total</b>				<b>906.52</b>	<b>906.52</b>
5112001070	MARCHIONNI,ANDREW&CATH	372000	112				1,185.20	1,185.20
	220 AGOR LANE	63.20- 1- 50	112P				397.68	397.68
			<b>Account Total</b>				<b>1,582.88</b>	<b>1,582.88</b>
5112001080	ULUTAS, AHMET	372000	112				417.57	417.57
	192 AGOR LANE	63.20- 1- 51	112P				142.47	142.47
			<b>Account Total</b>				<b>560.04</b>	<b>560.04</b>
5113000650	CASINO, JACQUELINE	372000	113				962.26	962.26
	7 MUSCOOT ROAD SOUTH	75.73- 1- 1	113P				319.21	319.21
			<b>Account Total</b>				<b>1,281.47</b>	<b>1,281.47</b>
5113000800	SEGRAVE, TURLOUGH & GIN	372000	113				357.42	357.42
	17 WEST BRANCH ROAD	75.73- 1- 16	113P				121.33	121.33
			<b>Account Total</b>				<b>478.75</b>	<b>478.75</b>
5113000830	RESTIVO, ANTONIO	372000	113				350.33	350.33
	2 WEST BRANCH ROAD	75.73- 1- 19	113P				35.03	35.03
			<b>Account Total</b>				<b>385.36</b>	<b>385.36</b>
5113000940	PEPAJ, PAUL & VICTORIA	372000	113P				44.69	44.69
	16 MIDDLE BRANCH ROAD	75.74- 1- 11						
			<b>Account Total</b>				<b>44.69</b>	<b>44.69</b>
5113001020	GARDINEER,CHESTER&CHRIS	372000	113P				14.50	14.50
	27 RYAN COURT	75.19- 1- 15						
			<b>Account Total</b>				<b>14.50</b>	<b>14.50</b>

# TOWN OF CARMEL

## Relevy Report

Year: 2017      Seq: 51

Account No	Owner Name Location	District ID	Purpose	Current	Delinquent 30 Days	Delinquent 60 Days	Delinquent 90 Days	Total Amount
5114000200	GREEN EMPIRE CLEANERS LI	372000	114				2,197.04	2,197.04
	48 HAMLIN ROAD	64.18- 1- 17	114P				724.76	724.76
			<b>Account Total</b>				<b>2,921.80</b>	<b>2,921.80</b>
5114000280	FALCO, RAYMOND	372000	114				585.00	585.00
	21 SCOTT ROAD	64.18- 1- 29	114P				197.18	197.18
			<b>Account Total</b>				<b>782.18</b>	<b>782.18</b>
5114000330	COPELAND, KENNETH & LISA	372000	114				636.82	636.82
	22 SCOTT ROAD	64.18- 1- 34	114P				214.23	214.23
			<b>Account Total</b>				<b>851.05</b>	<b>851.05</b>
5114000440	JACKSON & LUPINACCI	372000	114				585.00	585.00
	115 RED MILLS ROAD	75. 5- 1- 52	114P				197.18	197.18
			<b>Account Total</b>				<b>782.18</b>	<b>782.18</b>
5114000600	MUSOLLINO, RALPH&SIOBHA	372000	114				585.00	585.00
	122 RED MILLS ROAD	75. 6- 1- 17	114P				197.18	197.18
			<b>Account Total</b>				<b>782.18</b>	<b>782.18</b>
5114000720	SAVO, CLAUDIO & YVETTE	372000	114				392.72	392.72
	56 RED MILLS ROAD	75. 6- 1- 29	114P				138.48	138.48
			<b>Account Total</b>				<b>531.20</b>	<b>531.20</b>
5114000760	MANGIONE, CARMELO&MARY	372000	114				585.00	585.00
	11 HAMLIN ROAD	75. 6- 1- 33	114P				197.18	197.18
			<b>Account Total</b>				<b>782.18</b>	<b>782.18</b>
5114000780	BROWN, JAMES & DAWN	372000	114				585.00	585.00
	21 HAMLIN ROAD	75. 6- 1- 35	114P				197.18	197.18
			<b>Account Total</b>				<b>782.18</b>	<b>782.18</b>
5114000900	BEBERMAN, JOSEPH&JENIFE	372000	114				188.42	188.42
	42 RED MILLS ROAD	75. 6- 1- 47	114P				39.57	39.57
			<b>Account Total</b>				<b>227.99</b>	<b>227.99</b>
5114000930	DECOLA & JACKEL	372000	114				495.23	495.23

# TOWN OF CARMEL

## Relevy Report

Year: 2017 Seq: 51

Account No	Owner Name Location	District ID	Purpose	Current	Delinquent 30 Days	Delinquent 60 Days	Delinquent 90 Days	Total Amount
			114P				164.94	164.94
	24 RED MILLS ROAD	75. 6- 1- 50	<b>Account Total</b>				<b>660.17</b>	<b>660.17</b>
5114001060	ZEGARELLI, FRANCA	372000	114				585.00	585.00
	71 RED MILLS ROAD	75. 6- 1- 64	114P				197.18	197.18
			<b>Account Total</b>				<b>782.18</b>	<b>782.18</b>
5114001110	CHASTANG, JEAN CLAUDE	372000	114				282.69	282.69
	13 HATFIELD ROAD	64.13- 1- 40	114P				120.09	120.09
			<b>Account Total</b>				<b>402.78</b>	<b>402.78</b>
5114001170	DAVIS, CARLOS & LUDMILA	372000	114				55.28	55.28
	41 HATFIELD ROAD	64.13- 1- 46	114P				20.62	20.62
			<b>Account Total</b>				<b>75.90</b>	<b>75.90</b>
5114001180	PATIPPE, BERTIN & IRENE	372000	114				552.39	552.39
	45 HATFIELD ROAD	64.13- 1- 47	114P				186.50	186.50
			<b>Account Total</b>				<b>738.89</b>	<b>738.89</b>
5114001200	TELESCO, REGINA	372000	114				292.50	292.50
	55 HATFIELD ROAD	64.13- 1- 49	114P				29.25	29.25
			<b>Account Total</b>				<b>321.75</b>	<b>321.75</b>
5114001220	CAMOVIC, NIKA & ELIZABETH	372000	114				292.50	292.50
	26 MANDY LANE	64.13- 1- 51	114P				61.43	61.43
			<b>Account Total</b>				<b>353.93</b>	<b>353.93</b>
5114001300	LONG, WILLIAM & KATHRYN	372000	114				500.48	500.48
	31 MANDY LANE	64.13- 1- 59	114P				169.51	169.51
			<b>Account Total</b>				<b>669.99</b>	<b>669.99</b>
5114001400	CUCUZZA, CAROL	372000	114				195.00	195.00
	138 MACGREGOR DRIVE	64.13- 1- 69	114P				65.74	65.74
			<b>Account Total</b>				<b>260.74</b>	<b>260.74</b>
5114001550	MURTAGH & ALIBRANDI	372000	114				249.10	249.10
	194 MACGREGOR DRIVE	64.14- 1- 6	114P				81.52	81.52



# TOWN OF CARMEL

## Relevy Report

Year: 2017      Seq: 51

Account No	Owner Name Location	District ID	Purpose	Current	Delinquent 30 Days	Delinquent 60 Days	Delinquent 90 Days	Total Amount
			<b>Account Total</b>				<b>330.62</b>	<b>330.62</b>
5122001020	SPRINGSIDE COMMONS	372000	122				76.11	76.11
	102 ALEXANDRA COURT	66.15- 1- 16. 0-102	122P				15.98	15.98
			<b>Account Total</b>				<b>92.09</b>	<b>92.09</b>
5122001030	CONNELLY & BENSEN	372000	122				369.80	369.80
	103 ALEXANDRA COURT	66.15- 1- 16. 0-103	122P				125.44	125.44
			<b>Account Total</b>				<b>495.24</b>	<b>495.24</b>
5122001080	SPRINGSIDE COMMONS	372000	122				214.43	214.43
	201 ALEXANDRA COURT	66.15- 1- 16. 0-201	122P				73.43	73.43
			<b>Account Total</b>				<b>287.86</b>	<b>287.86</b>
5122001090	SPRINGSIDE COMMONS	372000	122				155.55	155.55
	202 ALEXANDRA COURT	66.15- 1- 16. 0-202	122P				50.79	50.79
			<b>Account Total</b>				<b>206.34</b>	<b>206.34</b>
5122001100	SPRINGSIDE COMMONS	372000	122				259.96	259.96
	203 ALEXANDRA COURT	66.15- 1- 16. 0-203	122P				87.65	87.65
			<b>Account Total</b>				<b>347.61</b>	<b>347.61</b>
5122001110	SPRINGSIDE COMMONS	372000	122				284.37	284.37
	204 ALEXANDRA COURT	66.15- 1- 16. 0-204	122P				92.19	92.19
			<b>Account Total</b>				<b>376.56</b>	<b>376.56</b>
5122001150	SPRINGSIDE COMMONS-SAN	372000	122				173.37	173.37
	301 ALEXANDRA COURT	66.15- 1- 16. 0-301	122P				58.72	58.72
			<b>Account Total</b>				<b>232.09</b>	<b>232.09</b>
5122001160	SPRINGSIDE COMMONS	372000	122				93.56	93.56
	302 ALEXANDRA COURT	66.15- 1- 16. 0-302	122P				28.70	28.70
			<b>Account Total</b>				<b>122.26</b>	<b>122.26</b>
5122001170	SPRINGSIDE COMMONS	372000	122				201.98	201.98
	303 ALEXANDRA COURT	66.15- 1- 16. 0-303	122P				87.21	87.21
			<b>Account Total</b>				<b>289.19</b>	<b>289.19</b>

# TOWN OF CARMEL

## Relevy Report

Year: 2017 Seq: 51

Account No	Owner Name Location	District ID	Purpose	Current	Delinquent 30 Days	Delinquent 60 Days	Delinquent 90 Days	Total Amount
5122001180	SPRINGSIDE COMMONS	372000	122				142.27	142.27
	304 ALEXANDRA COURT	66.15- 1- 16. 0-304	122P				47.92	47.92
			<b>Account Total</b>				<b>190.19</b>	<b>190.19</b>
5122001190	SPRINGSIDE COMMONS	372000	122				179.98	179.98
	305 ALEXANDRA COURT	66.15- 1- 16. 0-305	122P				60.54	60.54
			<b>Account Total</b>				<b>240.52</b>	<b>240.52</b>
5122001200	SPRINGSIDE COMMONS	372000	122				43.27	43.27
	306 ALEXANDRA COURT	66.15- 1- 16. 0-306	122P				9.09	9.09
			<b>Account Total</b>				<b>52.36</b>	<b>52.36</b>
5122001210	SPRINGSIDE COMMONS	372000	122				162.22	162.22
	307 ALEXANDRA COURT	66.15- 1- 16. 0- 307	122P				55.67	55.67
			<b>Account Total</b>				<b>217.89</b>	<b>217.89</b>
5122001220	SPRINGSIDE COMMONS	372000	122				22.18	22.18
	308 ALEXANDRA COURT	66.15- 1- 16. 0- 308	122P				4.66	4.66
			<b>Account Total</b>				<b>26.84</b>	<b>26.84</b>

# TOWN OF CARMEL

## Relevy Report

Year: 2017 Seq: 51

Account No	Owner Name Location	District ID	Purpose	Current	Delinquent 30 Days	Delinquent 60 Days	Delinquent 90 Days	Total Amount
			101				2,410.71	2,410.71
			101P				176.23	176.23
			102				74,987.43	74,987.43
			102P				22,192.63	22,192.63
			103				20,719.77	20,719.77
			103P				6,741.60	6,741.60
			104				11,787.78	11,787.78
			104P				3,856.02	3,856.02
			105				400.29	400.29
			105P				174.51	174.51
			106				5,695.62	5,695.62
			106P				1,928.47	1,928.47
			107				4,890.74	4,890.74
			107P				1,238.91	1,238.91
			108				25,258.55	25,258.55
			108P				8,128.08	8,128.08
			109				9,088.62	9,088.62
			109P				2,917.72	2,917.72
			110				6,896.74	6,896.74
			110P				1,921.83	1,921.83
			112				9,191.96	9,191.96
			112P				3,183.11	3,183.11
			113				1,670.01	1,670.01
			113P				534.76	534.76
			114				9,840.17	9,840.17
			114P				3,199.72	3,199.72
			122				2,379.05	2,379.05

TOWN OF CARMEL  
Relevy Report

Year: 2017      Seq: 51

Account No	Owner Name Location	District ID	Purpose	Current	Delinquent 30 Days	Delinquent 60 Days	Delinquent 90 Days	Total Amount
			122P				797.99	797.99
			402				35.00	35.00
			Grand Total:				242,244.02	242,244.02

Aging Report Parameters

Report ID: 2017 LEVY

Year: 2017 To: 2017

Sequence: 52 To: 52

Fees Date:

Total Pages Only: No

As of Date: 11/16/2017

Total Due: To:

Spacing: Single

Summary Only: No

Include Zero Balance: No

Print Location: No

Print Current Due Date No

Print Last Pay Date No

Heading	
Current:	CURRENT
Delinquent 1	30 DAYS
Delinquent 2	60 DAYS
Delinquent 3	90+ DAYS

Due Date		Separate Credit Column: Yes
Current:	10/01/2017	
Delinquent 1	09/30/2017	
Delinquent 2	08/31/2017	

Purpose Table:

Parcel Table: Exclude: No

Sort:	Sort	Subtotal	Page Break	Subheading
1	Account No	No	No	No

**TOWN OF CARMEL**

Purpose Table:

Parcel Table:

Prepared By: MARYANN

**Aging Report**

Account No	Owner Name	Credit	CURRENT	30 DAYS	60 DAYS	90+ DAYS	Total
	Purpose/Ext Description						
SW01-004	FRANSEN, NANNETTE						
	USE SW2 OOD USE FEES SW2	0.00	0.00	0.00	749.02	0.00	749.02
		0.00	0.00	0.00	749.02	0.00	749.02
SW01-005	SIERRA, GLENDA						
	USE SW2 OOD USE FEES SW2	0.00	0.00	0.00	749.02	0.00	749.02
		0.00	0.00	0.00	749.02	0.00	749.02
SW01-006	RUSH, CHRISTOPHER & LISA						
	USE SW3 OOD USE FEES SW3	0.00	0.00	0.00	102.00	0.00	102.00
		0.00	0.00	0.00	102.00	0.00	102.00
SW01-007	REYES, DENNIS						
	USE SW3 OOD USE FEES SW3	0.00	0.00	0.00	102.00	0.00	102.00
		0.00	0.00	0.00	102.00	0.00	102.00
SW09-004	FRANSEN, NANNETTE						
	CAP SW2 OOD CAP FEES SW2	0.00	0.00	0.00	50.54	0.00	50.54
		0.00	0.00	0.00	50.54	0.00	50.54
SW09-005	SIERRA, GLENDA						
	CAP SW2 OOD CAP FEES SW2	0.00	0.00	0.00	39.90	0.00	39.90
		0.00	0.00	0.00	39.90	0.00	39.90
SW09-007	RUSH, CHRISTOPHER & LISA						
	CAP SW3 OOD CAP FEES SW3	0.00	0.00	0.00	64.50	0.00	64.50
		0.00	0.00	0.00	64.50	0.00	64.50
SW09-008	REYES, DENNIS						
	CAP SW3 OOD CAP FEES SW3	0.00	0.00	0.00	193.50	0.00	193.50
		0.00	0.00	0.00	193.50	0.00	193.50
WD09-002	FENNESSY, MICHAEL & SHARON						
	CAP W4 OOD CAP FEES WD4	0.00	0.00	0.00	777.00	0.00	777.00
							777.00

TOWN OF CARMEL  
Aging Report

Purpose Table:

Prepared By: MARYANN

Parcel Table:

Account No	Owner Name	Credit	CURRENT	30 DAYS	60 DAYS	90+ DAYS	Total
	Purpose/Ext    Description						
WD09-002							
		0.00	0.00	0.00	777.00	0.00	
WD09-003	BERNHARDT, RICHARD						
	CAP W4        OOD CAP FEES WD4	0.00	0.00	0.00	787.50	0.00	787.50
		0.00	0.00	0.00	787.50	0.00	787.50
WD09-004	MCMANUS, DAMIAN						
	CAP W4        OOD CAP FEES WD4	0.00	0.00	0.00	723.03	0.00	723.03
		0.00	0.00	0.00	723.03	0.00	723.03
WD09-007	MURPHY, TIMOTHY & DEBORAH						
	CAP W8        OOD CAP FEES WD8	0.00	0.00	0.00	1,190.00	0.00	1,190.00
		0.00	0.00	0.00	1,190.00	0.00	1,190.00

Purpose Table:

Parcel Table:

# TOWN OF CARMEL

## Aging Report

Prepared By: MARYANN

Purpose/Ext	Description	Credit	CURRENT	30 DAYS	60 DAYS	90+ DAYS	Total
CAP SW2	OOD CAP FEES SW2	0.00	0.00	0.00	90.44	0.00	90.44
CAP SW3	OOD CAP FEES SW3	0.00	0.00	0.00	258.00	0.00	258.00
CAP W4	OOD CAP FEES WD4	0.00	0.00	0.00	2,287.53	0.00	2,287.53
CAP W8	OOD CAP FEES WD8	0.00	0.00	0.00	1,190.00	0.00	1,190.00
USE SW2	OOD USE FEES SW2	0.00	0.00	0.00	1,498.04	0.00	1,498.04
USE SW3	OOD USE FEES SW3	0.00	0.00	0.00	204.00	0.00	204.00
<b>GRAND TOTAL:</b>		0.00	0.00	0.00	5,528.01	0.00	5,528.01

Summ Code	Description	Credit	CURRENT	30 DAYS	60 DAYS	90+ DAYS	Total
52	OOD W/S	0.00	0.00	0.00	5,528.01	0.00	5,528.01
<b>GRAND TOTAL:</b>		0.00	0.00	0.00	5,528.01	0.00	5,528.01



Richard J. Franzetti, P.E.  
Town Engineer




(845) 628-1500  
(845) 628-2087  
Fax (845) 628-7085

**Office of the Town Engineer**  
60 McAlpin Avenue  
Mahopac, New York 10541

## MEMORANDUM

**To:** Carmel Town Board

**From:** Richard J. Franzetti P.E. Town Engineer 

**Date:** November 21, 2017

**Re:** C241- Furnishing Water Meters and Related Items for  
Carmel Water Districts 1,2,3,4,5,6,7,8,9,10,12,13 and 14  
C248 – Installation of Water Meters and Related Work for Carmel  
Water Districts 1,2,3,4,5,6,7,8,9,10,12,13 and 14

Bids for C241 were publicly opened and recorded by representatives of the Town on October 26, 2017; bids for C248 were publicly opened and recorded by representatives of the Town on November 14, 2017.

The scope of work for C241 involves the purchasing of cellular based water meters for Carmel Water Districts 1,2,3,4,5,6,7,8,9,10,12,13 and 14 and the scope of work for C248 is the installation of the meters in the various water districts.

A detailed summary of the bid opening results, evaluation of the bid packages and reference check for each contract is attached. The following table provides a summary of the bids received.

BID SUMMARY  
CONTRACTS C241 AND C248

C241 BIDDER	BID AMOUNT
1. Core N Main	\$1,355,276.00
2. Schmidt's Wholesale	\$1,718,165.70
3. Rio Supply	\$1,998,627.00
C248 BIDDER	BID AMOUNT
1. National Metering Services, Inc.	\$708,725.00
2. East National Water, LLC	\$1,067,404.00

Tel: (845) 628-1500 Fax: (845) 628-7085 email [rjf@ci.carmel.ny.us](mailto:rjf@ci.carmel.ny.us)

11/21/17

C241 Town Wide AMI Meter Purchase  
C248 Meter Installation

For C241 it was determined that the apparent low bidder did not meet the specifications. Therefore this Department proceeded with checking the qualifications of the second lowest bidder, Schmidt's Wholesale Inc. and third lowest bidder RIO Supply.

For 248 it was determined that the apparent low bidder did meet the specifications. Therefore this Department proceeded with checking the qualifications for both bidders.

Based on an evaluation of bid amounts, experience of bidder's, D&B company profile information and project references we recommend that Contract 241 be awarded to **Schmidt's Wholesale, Inc.** and that Contract 248 be awarded to National Metering Services, Inc. as the lowest responsible bidders for this project.

**TOWN OF CARMEL**

**FURNISHING WATER METERS AND RELATED ITEMS  
CONTRACT C-241  
AND  
INSTALLATION OF WATER METERS AND RELATED WORK  
CONTRACT C-248**

**CARMEL WATER DISTRICTS 1, 2, 3, 4, 5, 6, 7, 8, 9, 10, 12, 13, &14**

**BID EVALUATION AND  
RECOMMENDATIONS TO AWARD**

**NOVEMEBR 2017**

## **TABLE OF CONTENTS**

<b><u>Section</u></b>	<b><u>Title</u></b>	<b><u>Page</u></b>
<b>1.0</b>	<b>EXECUTIVE SUMMARY .....</b>	<b>3</b>
<b>2.0</b>	<b>RECEIPT OF BIDS .....</b>	<b>3</b>
<b>3.0</b>	<b>BID EVALUATION .....</b>	<b>4</b>
<b>4.0</b>	<b>RECOMMENDATIONS.....</b>	<b>6</b>

## **ENCLOSURES**

ATTACHMENT A: BID TABULATION: Contract C - 241

ATTACHMENT B: BID TABULATION: Contract C – 248

ATTACHMENT C: REFERENCE INTERVIEW SUMMARIES: Contract - 241

ATTACHMENT D: REFERENCE INTERVIEW SUMMARIES: Contract C - 248

## 1.0 EXECUTIVE SUMMARY

The Engineering Department (Department) and the office of J. Robert Folchetti & Associates (JFRA) has completed the Engineers evaluation of bids received by the Town of Carmel for the Furnishing of Water Meters (Contract C241) and the Installation of Water Meters (Contract C248) Project. Bid documents were prepared by the Town Engineer with assistance from JRFA. Bids for C241 were publicly opened and recorded by representatives of the Town on October 26, 2017; bids for C248 were publicly opened and recorded by representatives of the Town on November 14, 2017.

For C241, a total of five (5) sets of bid documents were picked up by prospective bidders and contractor bidding service providers in response to the advertised invitation to bid. Three (3) addenda were issued by the Town Engineer to amend/clarify information contained in the bid documents, in response to questions and comments forwarded by prospective bidders. Three bids were received.

For C248, a total of nine (9) sets of bid documents were picked up by prospective bidders and contractor bidding service providers in response to the advertised invitation to bid. Of these, three (3) were licensed Putnam County plumbers incapable of executing a project of this magnitude but capable of meeting the Putnam County license criteria. One (1) addenda was issued by the Town Engineer to amend/clarify information contained in the bid documents, in response to questions and comments forwarded by prospective bidders. Two bids were received.

The results of the Engineer's bid tabulation for C241 indicates that Core N Main, LP submitted the lowest numerical bid for the project.

The results of the Engineer's bid tabulation for C248 indicates that National Metering Services, Inc. submitted the lowest numerical bid for the project.

## 2.0 RECEIPT OF BIDS

Bids were received for C241 at 2:00 PM on October 26. Of the five (5) prospective bidders holding plans, three (3) submitted bids (one submitted a letter of complaint), representing a response rate of sixty percent.

Bids were received for C248 at 10:00 AM on November 14. Of the five (5) prospective bidders holding plans two (2) submitted bids, representing a response rate of forty percent.

Table-1 below includes a summary of the bids received for the two contracts, arranged in ascending order of the total bid amount. The Engineer's total cost estimate for purchase and installation of new meters under this project was \$3,201,300. Total bid amounts are presented in Table 1 below.

**TABLE-1**

**TOWN CARMEL  
BID SUMMARY  
CONTRACTS C241 AND C248**

<b>C241 BIDDER</b>	<b>BID AMOUNT</b>	<b>CONTACT</b>
1. Core N Main	\$1,355,276.00	Paul Meissner
2. Schmidt's Wholesale	\$1,718,165.70	Christopher Schmidt
3. Rio Supply	\$1,998,627.00	Joseph Overbeck
<b>C248 BIDDER</b>	<b>BID AMOUNT</b>	<b>CONTACT</b>
1. National Metering Services, Inc.	\$708,725.00	William Castle
2. East National Water, LLC	\$1,067,404.00	Robert J. Flagg

**3.0 BID EVALUATION C241**

The attached Bid Tabulation forms include a summary description of each of the required forms/information to be submitted by each bidder with his bid package. The Bid Tabulation Form includes verification that requisite forms, information and materials were completed and provided by each bidder in accordance with the Contract Documents.

- 3.1 For C241 the percentage difference in total bid between low and high was 32%, which is consistent with the typical range of 15% to 30% for a project of this scope and magnitude. Relative weighting of individual payment items was reasonably uniform for all bids received, suggesting that there was a clear understanding of project work by prospective bidders.

Provided below is a summary description of the evaluation and assessment of completed Bid Proposals submitted by each of the three bidders for C241.

3.1.1 **Core N Main, Inc.** (Bidder No. 1 hereinafter) submitted the lowest numerical bid amount.

3.1.1.1 Accuracy of the Bid

No errors were found on the bid form submitted by Bidder No.1. The sum total amount of payment Items 1A-4 matched the overall contract bid price of \$1,355,276.00.

As indicated on the attached Bid Tabulation form, Bidder No. 1 provided all requisite forms/information in the completed Bid Proposal.

3.1.1.2 Non Conforming bid

This project specified the provision of cellular read meters. Bidder No. 1 clearly identified on the bid form that they were providing radio read meters. As radio read does not conform to the specification, this bid was judged to be non-conforming. No further evaluation was conducted.

3.1.2 **Schmidt's Wholesale, Inc.** (Bidder No. 2 hereinafter) submitted the second lowest numerical bid.

3.1.2.1 Accuracy of the Bid

No errors were found on the bid form submitted by Bidder No.2. The sum total amount of payment Items 1A-4 matched the overall contract bid price of \$1,718,165.70.

As indicated on the attached Bid Tabulation form, Bidder No. 2 provided all requisite forms/information in the completed Bid Proposal.

3.1.2.2 Qualifications

Information submitted by Bidder No. 2 demonstrates general conformity of qualifications with Bid Proposal requirements.

Dun and Bradstreet (D&B) financial reports were obtained by JRFA to assist in the qualifications and company profile evaluation process. Bidder No. 2 is listed as Financial Stress Class-3. According to Dun & Bradstreet, "...firms with this class had a failure rate of 0.24%. (24 per 10,000)."

3.1.2.2.a Principal Personnel

The principals have done work under this name for over 60 years.

#### 3.1.2.2.b References

A total of four (4) references provided by Bidder No. 2 were contacted regarding the scope and quality of work performed by Bidder No. 2. The four (4) references had worked with this firm on a total of three projects. The individual reference and interview sheets are included herein as Attachment-B.

The overall rating given by the contacted references was 10 on a scale of 1 to 10 with 1 being the lowest and 10 being the highest numerical score. Additionally, each person interviewed indicated that they were very pleased with the quality of work performed by Bidder No. 2. They found them to be well qualified, innovative and capable of handling complicated work.

Additionally, JRFA has worked with Bidder No. 2 in the past on two municipal water meter replacement projects. We can attest that the comments provided by the interviewees mirror our experience with this contractor.

#### 3.1.3 **RIO Supply, Inc.** (Bidder No. 3 hereinafter) submitted the third lowest numerical bid.

##### 3.1.3.1 Accuracy of the Bid

No errors were found on the bid form submitted by Bidder No.3. The sum total amount of payment Items 1A-4 matched the overall contract bid price of \$1,998,627.00

As indicated on the attached Bid Tabulation form, Bidder No. 3 provided all requisite forms/information in the completed Bid Proposal.

##### 3.1.3.2 Qualifications

Information submitted by Bidder No. 3 demonstrates general conformity of qualifications with Bid Proposal requirements.

Dun and Bradstreet (D&B) financial reports were obtained by JRFA to assist in the qualifications and company profile evaluation process. Bidder No. 3 is listed as Financial Stress Class-2. According to Dun & Bradstreet, "...firms with this class had a failure rate of 0.09% (9 per 10,000)."



#### 3.1.3.2a Principal Personnel

The principals have done work under this name for the past 7 years. They previously done work under the name HD Supply.

#### 3.1.3.2b References

A total of four (4) references provided by Bidder No. 3 were successfully contacted and each agreed to answer questions regarding the scope and quality of work performed by Bidder No. 3. The four (4) references had worked with this firm on a total of four (4) projects. The individual reference and interview sheets are included herein as Attachment-B.

The overall rating given by the contacted references was 9.35 on a scale of 1 to 10 with 1 being the lowest and 10 being the highest numerical score. Additionally, each person interviewed indicated that they were very pleased with the quality of work performed Bidder No 3. They found them to be qualified, a pleasure to work with and capable of handling complicated work. Interviewees reported that projects completed by Bidder No. 3 were finished within the budget and often ahead of schedule.

- 3.2 For C248 the percentage difference in total bid between low and high was 34%, which is consistent with the typical range of 15% to 30% for a project of this scope and magnitude. Relative weighting of individual payment items was reasonably uniform for all bids received, suggesting that there was a clear understanding of project work by prospective bidders.

Provided below is a summary description of the evaluation and assessment of completed Bid Proposals submitted by each of the two bidders for C248.

**3.2.1 National Metering Services, Inc.** (Bidder No. 1 hereinafter) submitted the lowest numerical bid.

##### 3.2.1.1 Accuracy of the Bid

No errors were found on the bid form submitted by Bidder No.1. The sum total amount of payment Items 1A-5B matched the overall contract bid price of \$708,725.70.

As indicated on the attached Bid Tabulation form, Bidder No. 1 provided all requisite forms/information in the completed Bid Proposal.

### 3.2.1.2 Qualifications

Information submitted by Bidder No. 1 demonstrates general conformity of qualifications with Bid Proposal requirements.

Dun and Bradstreet (D&B) financial reports were obtained by JRFA to assist in the qualifications and company profile evaluation process. Bidder No. 1 is listed as Financial Stress Class-3. According to Dun & Bradstreet, “....firms with this class had a failure rate of 0.24%. (24 per 10,000).”

#### 3.1.2.2.a Principal Personnel

The principals have done work under this name for 22 years.

#### 3.1.2.2.b References

A total of three (3) references provided by Bidder No. 1 were contacted regarding the scope and quality of work performed by Bidder No. 1. The three (3) references had worked with this firm on a total of three projects. The individual reference and interview sheets are included herein as Attachment-B.

The overall rating given by the contacted references was 9.5 on a scale of 1 to 10 with 1 being the lowest and 10 being the highest numerical score. Additionally, each person interviewed indicated that they were very pleased with the quality of work performed by Bidder No. 1. They found them to be well qualified, innovative, capable of handling complicated work and would highly recommend them for work.

### 3.2.2 **East National Water, LLC.** (Bidder No. 2 hereinafter) submitted the second lowest numerical bid.

#### 3.2.2.1 Accuracy of the Bid

No errors were found on the bid form submitted by Bidder No. 2. The sum total amount of payment Items 1A-5B matched the overall contract bid price of \$1,067,404.00

As indicated on the attached Bid Tabulation form, Bidder No. 2 provided all requisite forms/information in the completed Bid Proposal.

### 3.1.3.2 Qualifications

Information submitted by Bidder No. 2 demonstrates general conformity of qualifications with Bid Proposal requirements.

Dun and Bradstreet (D&B) financial reports were obtained by JRFA to assist in the qualifications and company profile evaluation process. Bidder No. 2 is listed as Financial Stress Class-2. According to Dun & Bradstreet, “....firms with this class had a failure rate of 0.24% (24 per 10,000).”

#### 3.1.3.2a Principal Personnel

The principals have done work under this name for the past 7 years. They previously done work under the name HD Supply.

#### 3.1.3.2b References

A total of three (3) references provided by Bidder No. 2 were successfully contacted and each agreed to answer questions regarding the scope and quality of work performed by Bidder No. 2. The three (3) references had worked with this firm on a total of three (3) projects. The individual reference and interview sheets are included herein as Attachment-B.

The overall rating given by the contacted references was 8.57 on a scale of 1 to 10 with 1 being the lowest and 10 being the highest numerical score. Additionally, each person interviewed indicated that they were very pleased with the quality of work performed Bidder No 2. They found them to be well qualified, a pleasure to work with and capable of handling complicated work. Interviewees reported that projects completed by Bidder No. 2 were finished within the budget and often ahead of schedule.

### 4.0 RECOMMENDATIONS

This Department and JRFA has reviewed the completed Bid Proposals submitted by each of the bidders for the Town of Carmel Contracts C241 and C248 respectively.

Based on an evaluation of bid amounts, experience of bidder's, D&B company profile information and project references we recommend that Contract 241 be awarded to **Schmidt's Wholesale, Inc.** and that Contract 248 be awarded to **National Metering Services, Inc.** as the lowest responsible bidders for this project.

ATTACHMENT A: BID TABULATION: Contract C - 241

BID TABULATION FORM						
<b>BID TABULATION SHEET FOR:</b> TOWN OF CARMEL FURNISHING WATER METERS AND RELATED WORK ITEMS CWD# 1-10 AND 12-14 CONTRACT C241-2017	<b>LOCATION:</b> TOWN OF CARMEL 60 MCALPIN AVENUE MAHOPAC, NEW YORK 10541			<b>BID OPENING DATE:</b> October 26, 2017		<b>J. Robert Folchetti &amp; Associates</b>
				<b>BID OPENING TIME:</b> 10:00 AM		
				<a href="#">Page 1 of 2</a>		
<b>BID ITEM</b>	<b>CONTRACTOR:</b>					
	Schmidt's Wholesale Inc	Rio Supply Inc of NY	Core & Main LP			
BID PROPOSAL FORM	X	X	X			
ACKNOWLEDGEMENT OF ADDENDA #1 RECEIVED	X	X	X			
BID BOND (10%)	X	X	X			
<b>BID PROPOSAL CERTIFICATIONS</b>						
A. CERTIFIED COPY OF RESOLUTION OF BOARD OF DIRECTORS	X	X	X			
B. STATEMENT OF BIDDERS QUALIFICATIONS	X	X	X			
B.1 REFERENCES FOR JOBS IN PROGRESS	X	X	X			
B.2 REFERENCES FOR SIMILAR PROJECT WORK	X	X	X			
B.3 NAMES AND EXPERIENCE OF INDIVIDUALS IN FIRM	X	X	X			
B.4 FINANCIAL REFERENCES	X	X	X			
C. NONCOLLUSION AFFIDAVIT	X	X	X			
D. CERTIFICATE PURSUANT TO NYS GENERAL MUNICIPAL LAW	X	X	X			
E. EQUAL EMPLOYMENT CERTIFICATION	X	X	X			
F. CERTIFICATION OF NONSEGREGATED FACILITIES	X	X	X			
G. SITE VISITATION STATEMENT	X	X	X			

**BID TABULATION FORM**

BID TABULATION SHEET FOR:								BID OPENING DATE: OCTOBER 26, 2017			
TOWN OF CARMEL				TOWN OF CARMEL				BID OPENING TIME: 10AM			
FURNISHING WATER METERS AND RELATED WORK ITEMS CWD# 1-10 AND 12-14				60 MCALPIN AVE							
C241-2017				MAHOPAC, NY 10541							
<b>PAYMENT</b>	<b>PAYMENT ITEM DESCRIPTION &amp;</b>		<b>EST</b>	<b>SCHMIDT'S WHOLESALE INC</b>		<b>RIO SUPPLY INC OF NY</b>		<b>CORE &amp; MAIN LP</b>			
<b>ITEM</b>	<b>UNIT PRICE</b>	<b>UNIT OF</b>	<b>QTY/</b>	<b>UNIT</b>	<b>TOTAL</b>	<b>UNIT</b>	<b>TOTAL</b>	<b>UNIT</b>	<b>TOTAL</b>		
<b>NO.</b>	<b>(IN WORDS)</b>	<b>MEASURE</b>	<b>UNIT</b>	<b>PRICE</b>	<b>AMOUNT</b>	<b>PRICE</b>	<b>AMOUNT</b>	<b>PRICE</b>	<b>AMOUNT</b>		
1A	5/8" LEAD FREE BRONZE NUTATING DISK/POSITIVE DISPLACEMENT WATER METER	EA	4,500	\$ 330.00	\$ 1,485,000.00	\$ 387.00	\$ 1,741,500.00	\$ 262.94	\$ 1,183,230.00		
1B	1" LEAD FREE BRONZE NUTATING DISK/POSITIVE DISPLACEMENT WATER METER	EA	75	\$ 394.00	\$ 29,550.00	\$ 473.00	\$ 35,475.00	\$ 306.98	\$ 23,023.50		
1C	1 1/4" WATER METER PROVIDE EITHER WITH WEDDING BANDS OR REPLACED TAIL PIECES	EA	2	\$ 701.50	\$ 1,403.00	\$ 473.00	\$ 946.00	\$ 548.36	\$ 1,096.72		
2A	1 1/2" WATER METER LEAD FREE BRONZE NUTATING DISK/POSITIVE REPLACEMENT METER	EA	11	\$ 626.50	\$ 6,891.50	\$ 650.00	\$ 7,150.00	\$ 548.36	\$ 6,031.96		
2B	2" WATER METER LEAD FREE BRONZE NUTATING DISK/POSITIVE DISPLACEMENT METER	EA	180	\$ 788.50	\$ 141,930.00	\$ 740.00	\$ 133,200.00	\$ 548.36	\$ 98,704.80		
3A	3" WATER METER LEAD FREE BRONZE COUMPOUND SERIES METER	EA	4	\$ 2,331.75	\$ 9,327.00	\$ 2,213.00	\$ 8,852.00	\$ 1,623.36	\$ 6,493.44		
3B	4" WATER METER LEAD FREE BRONZE COUMPOUND SERIES METER	EA	8	\$ 3,421.65	\$ 27,373.20	\$ 2,700.00	\$ 21,600.00	\$ 2,737.55	\$ 21,900.40		
3C	6" WATER METER LEAD FREE BRONZE COUMPOUND SERIES METER	EA	2	\$ 4,720.50	\$ 9,441.00	\$ 4,152.00	\$ 8,304.00	\$ 4,647.59	\$ 9,295.18		
4	SOFTWARE TRAINING	LS	1	\$ 7,250.00	\$ 7,250.00	\$ 41,600.00	\$ 41,600.00	\$ 5,500.00	\$ 5,500.00		
					\$ 1,718,165.70		\$ 1,998,627.00		\$ 1,355,276.00		

**ATTACHMENT B: BID TABULATION: Contract C – 248**

BID TABULATION FORM						
<b>BID TABULATION SHEET FOR:</b> TOWN OF CARMEL INSTALLATION OF WATER METERS AND RELATED WORK CWD# 1-10 AND 12-14 CONTRACT C248-2017	<b>LOCATION:</b> TOWN OF CARMEL 60 MCALPIN AVENUE MAHOPAC, NEW YORK 10541		<b>BID OPENING DATE:</b> November 14, 2017		<b>J. Robert Folchetti</b>	
			<b>BID OPENING TIME:</b> 11:00 AM		<b>&amp; Associates</b>	
			Page 1 of 2			
	<b>CONTRACTOR:</b>					
	<b>National Metering Services Inc</b>	<b>East National Water LLC</b>				
<b>BID ITEM</b>						
BID PROPOSAL FORM	X	X				
ACKNOWLEDGEMENT OF ADDENDA #1 RECEIVED	X	X				
BID BOND (10%)	X	X				
<b>BID PROPOSAL CERTIFICATIONS</b>						
A. CERTIFIED COPY OF RESOLUTION OF BOARD OF DIRECTORS	X	X				
B. STATEMENT OF BIDDERS QUALIFICATIONS	X	X				
B.1 REFERENCES FOR JOBS IN PROGRESS	X	X				
B.2 REFERENCES FOR SIMILAR PROJECT WORK	X	X				
B.3 NAMES AND EXPERIENCE OF INDIVIDUALS IN FIRM	X	X				
B.4 FINANCIAL REFERENCES	X	X				
C. NONCOLLUSION AFFIDAVIT	X	X				
D. CERTIFICATE PURSUANT TO NYS GENERAL MUNICIPAL LAW	X	X				
E. EQUAL EMPLOYMENT CERTIFICATION	X	X				
F. CERTIFICATION OF NONSEGREGATED FACILITIES	X	X				
G. SITE VISITATION STATEMENT	X	X				



**BID TABULATION FORM**

BID TABULATION SHEET FOR:										
TOWN OF CARMEL					TOWN OF CARMEL					
INSTALLATION OF WATER METERS AND RELATED WORK CWD# 1-10 AND 12-14					60 MCALPIN AVE					
C248-2017					MAHOPAC, NY 10541					
PAYMENT	PAYMENT ITEM DESCRIPTION &					EST	NATIONAL METERING SERVICES INC		EAST NATIONAL WATER LLC	
ITEM	UNIT PRICE				UNIT OF	QTY/	UNIT	TOTAL	UNIT	TOTAL
NO.	(IN WORDS)				MEASURE	UNIT	PRICE	AMOUNT	PRICE	AMOUNT
1A	5/8 X 3/4" WATER METER INSTALLATION				EA	4,500	\$ 115.00	\$ 517,500.00	\$ 142.00	\$ 639,000.00
1B	1" WATER METER INSTALLATION				EA	75	\$ 115.00	\$ 8,625.00	\$ 142.00	\$ 10,650.00
1C	1 1/4" WATER METER INSTALLATION USE EITHER A1" METER (SEE ITEM 2 ABOVE) WITH WEDDING BANDS OR 1 1/2" METER (SEE ITEM 3 BELOW) WITH REPOLACED 1 1/2" TAIL PRICES				EA	2	\$ 125.00	\$ 250.00	\$ 142.00	\$ 284.00
1D	1 1/2" WATER METER INSTALLATION				EA	11	\$ 300.00	\$ 3,300.00	\$ 235.00	\$ 2,585.00
1E	2" WATER METER INSTALLATION				EA	180	\$ 300.00	\$ 54,000.00	\$ 238.00	\$ 42,840.00
1F	3" WATER METER INSTALLATION				EA	4	\$ 850.00	\$ 3,400.00	\$ 1,600.00	\$ 6,400.00
1G	4" WATER METER INSTALLATION				EA	8	\$ 1,200.00	\$ 9,600.00	\$ 1,800.00	\$ 14,400.00
1H	6" WATER METER INSTALLATION				EA	2	\$ 1,600.00	\$ 3,200.00	\$ 2,000.00	\$ 4,000.00
2	PROPERTY SHUTOFF VALVE REPLACEMENT				EA	50	\$ 225.00	\$ 11,250.00	\$ 2,100.00	\$ 105,000.00
3	PROPERTY CURB BOX REPLACEMENT				EA	50	\$ 200.00	\$ 10,000.00	\$ 1,500.00	\$ 75,000.00
4	INSTALL METER PIT AT RESIDENCE				EA	50	\$ 1,500.00	\$ 75,000.00	\$ 3,200.00	\$ 160,000.00
5A	EXTRA 3/4" TYPE K COPPER PIPE				LF	300	\$ 20.00	\$ 6,000.00	\$ 12.35	\$ 3,705.00
5B	EXTRA 3/4" TYPLE L COPPER PIPE				LF	300	\$ 22.00	\$ 6,600.00	\$ 11.80	\$ 3,540.00
								\$ 708,725.00		\$ 1,067,404.00

ATTACHMENT C: REFERENCE INTERVIEW SUMMARIES: Contract - 241

DATE: 11-7-17

NAME OF CONTRACTOR: Schmidts Wholesale

NAME OF REFERENCE: Patricia Olsen – Vilalge of Greenwoo Lake

TYPE OF PROJECT: Meter Cap upgrade product

	SUPERIOR					GOOD			POOR	
QUALITY OF WORK:	10	9	8	7	6	5	4	3	2	1
STAFF/SUBCONTRACTING:	10	9	8	7	6	5	4	3	2	1
ALL WORK IAW APPROVALS:	10	9	8	7	6	5	4	3	2	1
NOT APPLICABLE										
MEETING SCHEDULES:	10	9	8	7	6	5	4	3	2	1
QUALITY & EXP OF ASSIGNED PERSONNEL:	10	9	8	7	6	5	4	3	2	1
SHOP DRAWING SUBMITTALS:	10	9	8	7	6	5	4	3	2	1
NOT APPLICABLE										
WERE THEY LOW BID?	10	9	8	7	6	5	4	3	2	1
DOES NOT RECALL										
SUBMISSION OF EXTRAS:	10	9	8	7	6	5	4	3	2	1
NOT APPLICABLE										
AGREEABILITY ON CHANGE ORDERS:	10	9	8	7	6	5	4	3	2	1
NOT APPLICABLE										
GENERAL COOPERATIVENESS:	10	9	8	7	6	5	4	3	2	1
OVERALL EVALUATION	10	9	8	7	6	5	4	3	2	1

DATE: 11/7/17

NAME OF CONTRACTOR: Schmidt's Wholesale

NAME OF REFERENCE: Jacob Gluck

TYPE OF PROJECT: Currently replacing all meters (5,100) Cellular

	SUPERIOR					GOOD			POOR	
QUALITY OF WORK:	10	9	8	7	6	5	4	3	2	1
STAFF/SUBCONTRACTING:	10	9	8	7	6	5	4	3	2	1
ALL WORK IAW APPROVALS:	10	9	8	7	6	5	4	3	2	1
NOT APPLICABLE										
MEETING SCHEDULES:	10	9	8	7	6	5	4	3	2	1
SCHMITT'S OK – MANUFACTURER HAD DELIVERY GLITCH										
QUALITY & EXP OF ASSIGNED PERSONNEL:	10	9	8	7	6	5	4	3	2	1
SHOP DRAWING SUBMITTALS:	10	9	8	7	6	5	4	3	2	1
NOT APPLICABLE										
WERE THEY LOW BID?	10	9	8	7	6	5	4	3	2	1
SUBMISSION OF EXTRAS:	10	9	8	7	6	5	4	3	2	1
NOT APPLICABLE										
AGREEABILITY ON CHANGE ORDERS:	10	9	8	7	6	5	4	3	2	1
NOT APPLICABLE										
GENERAL COOPERATIVENESS:	10	9	8	7	6	5	4	3	2	1
OVERALL EVALUATION	10	9	8	7	6	5	4	3	2	1

DATE: 11/7/17

NAME OF CONTRACTOR: Schmidt's Wholesale

NAME OF REFERENCE: John Queenan

TYPE OF PROJECT: Water Meter Replacement (2,600), Badger – cellular system

	SUPERIOR					GOOD			POOR	
QUALITY OF WORK:	10	9	8	7	6	5	4	3	2	1
STAFF/SUBCONTRACTING:	10	9	8	7	6	5	4	3	2	1
ALL WORK IAW APPROVALS:	10	9	8	7	6	5	4	3	2	1
NOT APPLICABLE										
MEETING SCHEDULES:	10	9	8	7	6	5	4	3	2	1
QUALITY & EXP OF ASSIGNED PERSONNEL:	10	9	8	7	6	5	4	3	2	1
SHOP DRAWING SUBMITTALS:	10	9	8	7	6	5	4	3	2	1
WERE THEY LOW BID?	10	9	8	7	6	5	4	3	2	1
SUBMISSION OF EXTRAS:	10	9	8	7	6	5	4	3	2	1
NOT APPLICABLE										
AGREEABILITY ON CHANGE ORDERS:	10	9	8	7	6	5	4	3	2	1
NOT APPLICABLE										
GENERAL COOPERATIVENESS:	10	9	8	7	6	5	4	3	2	1
OVERALL EVALUATION	10	9	8	7	6	5	4	3	2	1

DATE: 11/7/17

NAME OF CONTRACTOR: Schmitt's Wholesale

NAME OF REFERENCE: Dave Smyth

TYPE OF PROJECT: 6,000 cellular meters

	SUPERIOR					GOOD			POOR	
QUALITY OF WORK:	10	9	8	7	6	5	4	3	2	1

STAFF/SUBCONTRACTING: 10 9 8 7 6 5 4 3 2 1

ALL WORK IAW APPROVALS: 10 9 8 7 6 5 4 3 2 1

NOT APPLICABLE

MEETING SCHEDULES: 10 9 8 7 6 5 4 3 2 1

### QUALITY & EXP OF ASSIGNED

PERSONNEL: 10 9 8 7 6 5 4 3 2 1

SHOP DRAWING SUBMITTALS: 10 9 8 7 6 5 4 3 2 1

WERE THEY LOW BID?      10      9      8      7      6      5      4      3      2      1

SUBMISSION OF EXTRAS:      10      9      8      7      6      5      4      3      2      1

NOT APPLICABLE

## AGREEABILITY ON CHANGE

ORDERS:                    10      9      8      7      6      5      4      3      2      1

NOT APPLICABLE

GENERAL COOPERATIVENESS: 10 9 8 7 6 5 4 3 2 1

OVERALL EVALUATION	10	9	8	7	6	5	4	3	2	1
--------------------	----	---	---	---	---	---	---	---	---	---

DATE: 11/15/17

NAME OF CONTRACTOR: RIO

NAME OF REFERENCE: Justin Datino – Village of Larchmont

TYPE OF PROJECT: Meter ~1,700 – Radio read

	SUPERIOR					GOOD			POOR	
QUALITY OF WORK:	10	9	8	7	6	5	4	3	2	1
STAFF/SUBCONTRACTING:	10	9	8	7	6	5	4	3	2	1
ALL WORK IAW APPROVALS:	10	9	8	7	6	5	4	3	2	1
Not Applicable										
MEETING SCHEDULES:	10	9	8	7	6	5	4	3	2	1
QUALITY & EXP OF ASSIGNED PERSONNEL:	10	9	8	7	6	5	4	3	2	1
SHOP DRAWING SUBMITTALS:	10	9	8	7	6	5	4	3	2	1
WERE THEY LOW BID?	10	9	8	7	6	5	4	3	2	1
SUBMISSION OF EXTRAS:	10	9	8	7	6	5	4	3	2	1
Not Applicable										
AGREEABILITY ON CHANGE ORDERS:	10	9	8	7	6	5	4	3	2	1
Not Applicable										
GENERAL COOPERATIVENESS:	10	9	8	7	6	5	4	3	2	1
OVERALL EVALUATION	10	9	8.8	8	7	6	5	4	3	1

DATE: 11/15/17

NAME OF CONTRACTOR: RIO

NAME OF REFERENCE: John Devany - Town of Greenburgh

TYPE OF PROJECT: Meter ~11,000 – Radio read

	SUPERIOR					GOOD			POOR	
QUALITY OF WORK:	10	9	8	7	6	5	4	3	2	1
STAFF/SUBCONTRACTING:	10	9	8	7	6	5	4	3	2	1
ALL WORK IAW APPROVALS:	10	9	8	7	6	5	4	3	2	1
Not Applicable										
MEETING SCHEDULES:	10	9	8	7	6	5	4	3	2	1
QUALITY & EXP OF ASSIGNED PERSONNEL:	10	9	8	7	6	5	4	3	2	1
SHOP DRAWING SUBMITTALS:	10	9	8	7	6	5	4	3	2	1
Not Applicable										
WERE THEY LOW BID?	10	9	8	7	6	5	4	3	2	1
SUBMISSION OF EXTRAS:	10	9	8	7	6	5	4	3	2	1
Not Applicable										
AGREEABILITY ON CHANGE ORDERS:	10	9	8	7	6	5	4	3	2	1
Not Applicable										
GENERAL COOPERATIVENESS:	10	9	8	7	6	5	4	3	2	1
OVERALL EVALUATION	109.5	9	8	7	6	5	4	3	2	1



DATE: 11/15/17

NAME OF CONTRACTOR: Rio Supply (Neptune)

NAME OF REFERENCE: Nancy and Brian of River Terminal Industrial

TYPE OF PROJECT: Meter Purchasing

	SUPERIOR					GOOD			POOR	
QUALITY OF WORK:	10	9	8	7	6	5	4	3	2	1
STAFF/SUBCONTRACTING:	10	9	8	7	6	5	4	3	2	1
ALL WORK IAW APPROVALS:	10	9	8	7	6	5	4	3	2	1
Not Applicable										
MEETING SCHEDULES:	10	9	8	7	6	5	4	3	2	1
QUALITY & EXP OF ASSIGNED PERSONNEL:	10	9	8	7	6	5	4	3	2	1
SHOP DRAWING SUBMITTALS:	10	9	8	7	6	5	4	3	2	1
WERE THEY LOW BID?	10	9	8	7	6	5	4	3	2	1
Not Applicable										
SUBMISSION OF EXTRAS:	10	9	8	7	6	5	4	3	2	1
AGREEABILITY ON CHANGE ORDERS:	10	9	8	7	6	5	4	3	2	1
GENERAL COOPERATIVENESS:	10	9	8	7	6	5	4	3	2	1
OVERALL EVALUATION	109.5	9	8	7	6	5	4	3	2	1

DATE: 11/15/17

NAME OF CONTRACTOR: RIO

NAME OF REFERENCE: David Busch – Downingtown, PA Water Authority PA (215) – 840-0934

TYPE OF PROJECT: Purchase of Meters 3,500 <meters

	SUPERIOR					GOOD			POOR	
QUALITY OF WORK:	10	9	8	7	6	5	4	3	2	1
STAFF/SUBCONTRACTING:	10	9	8	7	6	5	4	3	2	1
ALL WORK IAW APPROVALS:	10	9	8	7	6	5	4	3	2	1
Not Applicable										
MEETING SCHEDULES:	10	9	8	7	6	5	4	3	2	1
QUALITY & EXP OF ASSIGNED PERSONNEL:	10	9	8	7	6	5	4	3	2	1
SHOP DRAWING SUBMITTALS:	10	9	8	7	6	5	4	3	2	1
Not Applicable										
WERE THEY LOW BID?	10	9	8	7	6	5	4	3	2	1
Not Applicable										
SUBMISSION OF EXTRAS:	10	9	8	7	6	5	4	3	2	1
Not Applicable										
AGREEABILITY ON CHANGE ORDERS:	10	9	8	7	6	5	4	3	2	1
Not Applicable										
GENERAL COOPERATIVENESS:	10	9	8	7	6	5	4	3	2	1
OVERALL EVALUATION	10	9.6	9	8	7	6	5	4	3	1

ATTACHMENT D: REFERENCE INTERVIEW SUMMARIES: Contract C – 248

DATE: 11/15/17

NAME OF CONTRACTOR: East National Water Co.

NAME OF REFERENCE: Town Wappingers

TYPE OF PROJECT: Meters Installs ~ 3,700

	SUPERIOR					GOOD			POOR	
	10	9	8	7	6	5	4	3	2	1
QUALITY OF WORK:			8	7	6	5	4	3	2	1
STAFF/SUBCONTRACTING:	10	9	8	7	6	5	4	3	2	1
Communications with subcontractor was bad										
ALL WORK IAW APPROVALS:	10	9	8	7	6	5	4	3	2	1
NOT APPLICABLE										
MEETING SCHEDULES:	10	9	8	7	6	5	4	3	2	1
QUALITY & EXP OF ASSIGNED										
PERSONNEL:	10	9	8	7	6	5	4	3	2	1
SHOP DRAWING SUBMITTALS:	10	9	8	7	6	5	4	3	2	1
WERE THEY LOW BID?	10	9	8	7	6	5	4	3	2	1
SUBMISSION OF EXTRAS:	10	9	8	7	6	5	4	3	2	1
AGREEABILITY ON CHANGE										
ORDERS:	10	9	8	7	6	5	4	3	2	1
GENERAL COOPERATIVENESS:	10	9	8	7	6	5	4	3	2	1
OVERALL EVALUATION	10	98.44	8	7	6	5	4	3	2	1

DATE: 11/15/17

NAME OF CONTRACTOR: East National Water Co.

NAME OF REFERENCE: Jeff Trzeciak – Town of Glenville Water District

TYPE OF PROJECT: Meters Installs ~ 5,400

	SUPERIOR					GOOD			POOR	
	10	9	8	7	6	5	4	3	2	1
QUALITY OF WORK:	10	9	8	7	6	5	4	3	2	1
STAFF/SUBCONTRACTING:	10	9	8	7	6	5	4	3	2	1
ALL WORK IAW APPROVALS:	10	9	8	7	6	5	4	3	2	1
NOT APPLICABLE										
MEETING SCHEDULES:	10	9	8	7	6	5	4	3	2	1
QUALITY & EXP OF ASSIGNED PERSONNEL:	10	9	8	7	6	5	4	3	2	1
SHOP DRAWING SUBMITTALS:	10	9	8	7	6	5	4	3	2	1
NOT APPLICABLE										
WERE THEY LOW BID?	10	9	8	7	6	5	4	3	2	1
SUBMISSION OF EXTRAS:	10	9	8	7	6	5	4	3	2	1
NOT APPLICABLE										
AGREEABILITY ON CHANGE ORDERS:	10	9	8	7	6	5	4	3	2	1
NOT APPLICABLE										
GENERAL COOPERATIVENESS:	10	9	8	7	6	5	4	3	2	1
OVERALL EVALUATION	109.2	9	8	7	6	5	4	3	2	1

DATE: 11/15/17

NAME OF CONTRACTOR: East National Water Co.

NAME OF REFERENCE: Jason Booth – Hardwick VT

TYPE OF PROJECT: Meters Installs ~ 600; did not do install themselves

	SUPERIOR					GOOD			POOR	
QUALITY OF WORK:	10	9	8	7	6	5	4	3	2	1
STAFF/SUBCONTRACTING:	10	9	8	7	6	5	4	3	2	1
ALL WORK IAW APPROVALS:	10	9	8	7	6	5	4	3	2	1
NOT APPLICABLE										
MEETING SCHEDULES:	10	9	8	7	6	5	4	3	2	1
QUALITY & EXP OF ASSIGNED PERSONNEL:	10	9	8	7	6	5	4	3	2	1
SHOP DRAWING SUBMITTALS:	10	9	8	7	6	5	4	3	2	1
NOT APPLICABLE										
WERE THEY LOW BID?	10	9	8	7	6	5	4	3	2	1
SUBMISSION OF EXTRAS:	10	9	8	7	6	5	4	3	2	1
AGREEABILITY ON CHANGE ORDERS:	10	9	8	7	6	5	4	3	2	1
GENERAL COOPERATIVENESS:	10	9	8	7	6	5	4	3	2	1
OVERALL EVALUATION	10	98.13	8	7	6	5	4	3	2	1

DATE: 11/15/17

NAME OF CONTRACTOR: National Metering Service

NAME OF REFERENCE: Justin Datino – Village of Larchmont

TYPE OF PROJECT: Meter Install

	SUPERIOR					GOOD			POOR	
QUALITY OF WORK:	10	9	8	7	6	5	4	3	2	1
STAFF/SUBCONTRACTING:	10	9	8	7	6	5	4	3	2	1
ALL WORK IAW APPROVALS:	10	9	8	7	6	5	4	3	2	1
MEETING SCHEDULES:	10	9	8	7	6	5	4	3	2	1
QUALITY & EXP OF ASSIGNED PERSONNEL:	10	9	8	7	6	5	4	3	2	1
SHOP DRAWING SUBMITTALS:	10	9	8	7	6	5	4	3	2	1
WERE THEY LOW BID?	10	9	8	7	6	5	4	3	2	1
SUBMISSION OF EXTRAS:	10	9	8	7	6	5	4	3	2	1
AGREEABILITY ON CHANGE ORDERS:	10	9	8	7	6	5	4	3	2	1
Not Applicable										
GENERAL COOPERATIVENESS:	10	9	8	7	6	5	4	3	2	1
OVERALL EVALUATION	10	9	8	7	6	5	4	3	2	1

DATE: 11/15/17

NAME OF CONTRACTOR: National Metering Service

NAME OF REFERENCE: David Busch – Township of Falls Authority Bucks County PA (215) – 840-0934

TYPE OF PROJECT: Meter Install - 6,500

	SUPERIOR					GOOD			POOR	
	10	9	8	7	6	5	4	3	2	1
QUALITY OF WORK:	10	9	8	7	6	5	4	3	2	1
STAFF/SUBCONTRACTING:	10	9	8	7	6	5	4	3	2	1
ALL WORK IAW APPROVALS:	10	9	8	7	6	5	4	3	2	1
Not Applicable										
MEETING SCHEDULES:	10	9	8	7	6	5	4	3	2	1
QUALITY & EXP OF ASSIGNED PERSONNEL:	10	9	8	7	6	5	4	3	2	1
SHOP DRAWING SUBMITTALS:	10	9	8	7	6	5	4	3	2	1
Not Applicable										
WERE THEY LOW BID?	10	9	8	7	6	5	4	3	2	1
SUBMISSION OF EXTRAS:	10	9	8	7	6	5	4	3	2	1
AGREEABILITY ON CHANGE ORDERS:	10	9	8	7	6	5	4	3	2	1
GENERAL COOPERATIVENESS:	10	9	8	7	6	5	4	3	2	1
OVERALL EVALUATION	10	9.3	9	8	7	6	5	4	3	1



DATE: 11/15/17

NAME OF CONTRACTOR: National Metering Service

NAME OF REFERENCE: John Devany - Town of Greenburgh

TYPE OF PROJECT: Meter Install - ~11,000 meters

	SUPERIOR					GOOD			POOR	
QUALITY OF WORK:	10	9	8	7	6	5	4	3	2	1
STAFF/SUBCONTRACTING:	10	9	8	7	6	5	4	3	2	1
ALL WORK IAW APPROVALS:	10	9	8	7	6	5	4	3	2	1
Not Applicable										
MEETING SCHEDULES:	10	9	8	7	6	5	4	3	2	1
QUALITY & EXP OF ASSIGNED PERSONNEL:	10	9	8	7	6	5	4	3	2	1
SHOP DRAWING SUBMITTALS:	10	9	8	7	6	5	4	3	2	1
Not Applicable										
WERE THEY LOW BID?	10	9	8	7	6	5	4	3	2	1
SUBMISSION OF EXTRAS:	10	9	8	7	6	5	4	3	2	1
Not Applicable										
AGREEABILITY ON CHANGE ORDERS:	10	9	8	7	6	5	4	3	2	1
Not Applicable										
GENERAL COOPERATIVENESS:	10	9	8	7	6	5	4	3	2	1
OVERALL EVALUATION	109.3	9	8	7	6	5	4	3	2	1

Richard J. Franzetti, P.E.  
Town Engineer




(845) 628-1500  
(845) 628-2087  
Fax (845) 628-7085

**Office of the Town Engineer**  
60 McAlpin Avenue  
Mahopac, New York 10541

## MEMORANDUM

---

**To:** Carmel Town Board

**From:** Richard J. Franzetti P.E. Town Engineer 

**Date:** November 15, 2017

**Re:** Duct Cleaning at Carmel Town Hall

---

The Supervisor requested that the Engineering Department (Department) seek proposals to perform duct cleaning to the HVAC system at Town Hall.

Attached are three proposals with costs as follows:

Robison	\$5,500.00
Life Air Care, Inc.	\$7,000.00
Duct Duster	\$12,532.00

This Department contacted the referenced provided by Robison with the following results:

- Dan Brophy- Head of Building and Grounds- Town of Greenburgh. Reports that Robison performed duct cleaning at Greenburgh Town Hall and Greenburgh Police Department. He was satisfied with the performance and is hiring Robison back to perform more work.
- Karla- Office Manager for Westchester Vascular. This is a two story commercial building. Reports that she was happy with contractor performance and that she noticed a difference in the air quality after the work was performed.

Based upon the above, the Department recommends that this work be awarded to Robison for the amount stated. Per the attached correspondence from the Town Comptroller sufficient funds exist for the payment of this work (see attached email).

500 Executive Boulevard  
Elmsford, New York 10523  
(914) 345-5700  
Fax (914) 345-5783



## Action Plan

Page \_\_\_\_ of \_\_\_\_

Proposal Submitted To Carmel Town Hall		Phone	Date 11/7/2017
Street 60 McAlpin Ave		Job Name	
City Mahopac NY 1541		Job Location	
Submitted By	Approximate Starting Date		Job Phone

We hereby submit specifications and estimate for:

Upon acceptance of this proposal, Robison will thoroughly clean the heating, cooling and ventilation systems (HVAC) to eliminate dust, pet dander, and other allergens. The procedure we use to clean the air ducts is called the "positive-negative method". We use a negative machine equipped with HEPA filtration along with a powerful air compressor and air agitators which will ensure that your air ducts are thoroughly cleaned.

We will cut an access hole in the main *duct* work, attach a negative air machine to the hole and remove the vent covers at the property. We then clean the grill/diffusers (air duct openings) and clean inside the vents. Once completed, an agitator is introduced into the vent openings to dislodge all debris from the walls of the duct work. The method of agitation varies depending on the size and type of duct work, and will include spin brushes and air operated whips. Please note that the furnace will be zoned off so that no debris will be pulled through the system. The agitator supplies approximately 200 pounds per square inch of compressed air which will push all the debris in the duct work to the vacuum which is pulling.

Commercial system cleaning (4-5 days of work)

The work will be performed outside of normal Town Hall Business hours which is 8:30AM to 4:30PM. We comply with NYSDOL prevailing wage rates.

Robison will provide material and labor for the above specifications for the sum of:

Dollars (\$) \$5,500.00

Payment to be made as follows:

All material is warranted to be as specified. All work to be completed in a workmanlike manner. Any alteration or deviation from above specifications involving extra costs found during or after installation will become an extra charge over and above the estimate. These may include extra code requirements, asbestos abatement, fire rated sheet-rock, & fresh air ducts, etc. Robison is not responsible for any faulty piping, water or steam leak, oil lines, poor draft, or electrical wiring, etc., which may hinder the proper performance of the equipment being installed. Robison is not responsible for delays beyond its control. Homeowner to carry homeowners insurance (fire, etc.). All workmen will have workmens' compensation and public liability insurance.

Authorized  
Signature \_\_\_\_\_

Note: This proposal may be withdrawn by Robison if not accepted within 30 days and is contingent upon the managers approval.

Approved \_\_\_\_\_ Date \_\_\_\_\_

**Acceptance of Proposal** The above prices, specifications and conditions are satisfactory and are hereby accepted. Robison is authorized to do the work. Payment will be made as outlined above. Customer must be on automatic oil delivery service for the entire length of the contract terms. If not, total balance of contract due upon cancellation. **Filing fees, if any, are extra!**

Signature(s) \_\_\_\_\_ Date \_\_\_\_\_


[View Estimate](#)

Print

PDF

Decline

Accept

Life Air Care Inc.  
63 Chatterton Ave Suite#2  
White Plains ,NY 10606  
877-543-3039

## ESTIMATE

Town Hall  
harmon, joe  
(845) 729-1759  
jhjr@ci.carmel.ny.us

**Estimate #** 0000090

**Estimate Date** 08/16/2017

60 mcalpin ave  
Mahopac, NY 10541

Item	Description	Unit Price	Quantity	Amount
	Complete Air Duct Cleaning, Sanitation	1400.00	3.00	4,200.00
	1-Complete air duct cleaning of one unit one zone sanitation of one forced air unit one zone . 2- Includes sanitizing  3- Unlimited supply vent ducts  4- Unlimited return vent ducts  5- Air duct cleaning of one unit  6- Main return lines  7- Main supply lines  8- Service openings/closings for one system  9- Blower  10-Blower zone  11-Coil cleaning			
	The Real Deal: Improperly cleaned or clogged air ducts can lead to a variety of problems ranging from allergies to vermin sneaking indoors. Sanitizing your air ducts helps kill mold, mildew and dust mites.			



9 Beechwood Avenue  
Mount Vernon, N.Y. 10553  
www.ductdusters.com



Tel: 914-776-5700  
Fax: 914-663-4160

Carmel Town Hall  
60 Mc Alpin Ave  
Mahopac, NY 10541

Re: Town Hall Building  
Police Dept Building

October 27, 2017

Thank You for allowing us to submit the following proposal.

#### **Air Conveyance Cleaning**

- Duct Dusters will cut access openings into the ductwork to connect our vacuums as required to ensure a thorough cleaning. Install SMACNA approved access doors or plates where openings have been cut. Locations of access doors to be indicated on HVAC drawings (if available), by Duct Dusters personnel. If external insulation is removed during the installation of access doors, Duct Dusters will re-install the removed section with foil tape (unless insulation is deteriorated).
- Clean interior of supply and return ductwork excluding (ceiling return plenums) using only HEPA filtered vacuums. HEPA filtered vacuums will prevent the discharge of particulated matter back into the indoor environment. All contaminants and particulates are collected within these units. Duct Dusters will take all necessary precautions to prevent debris from entering occupied space. Our HEPA filtered vacuums are rated at 99.97% @ 3 microns.
- Flex ductwork will be carefully cleaned by swabbing interior surfaces to loosen debris (if applicable). Flex ductwork cannot be cleaned as aggressively as non-porous metal ductwork. If flex ducts can not be cleaned by Duct Dusters, project manager will report to facilities personnel.
- All VAV boxes will be cleaned with a light general vacuuming, in accordance with manufacturer's specifications. (If applicable) Manual contact HEPA vacuuming of VAV units, and turning vanes to insure no damage.
- Internally lined ductwork/fiberboard will be gently cleaned so that the surfaces will not be damaged. Any damaged internally lined fibrous insulation will be reported to the Project Manager. If conditions are found to be visibly deteriorating, Duct Dusters may at additional cost and with client approval, apply a coating that would restore lining.
- Registers/diffusers/grilles will be removed and hand cleaned. Duct Dusters will sanitize all removable diffusers/grilles/registers. All others to be done in place. Take all diffusers to a location to be washed or power washed if debris is caked on. Reset all registers to original openings when completed. When registers cannot be removed, manual hand contact cleaning and vacuuming will be applied.

#### **Agitation Equipment**

- Air powered cleaning of all ductwork will be performed by using a high-pressure compressed air system with various size brushes or whips, which is directed through small access holes in the ductwork. The rotating brushes or whips optimize the cleaning process by using compressed air. All access holes will be covered and sealed with access doors and/or plugged using 1" plastic hole plugs installed by Duct Dusters only.
- Air compressors will be supplying 185 CFM @ 175 PSI.
- Pneumatic powered rotary brushes with various size brushes. Brushes will be either nylon or silica carbide depending on interior surfaces using flexible extension rods to physically dislodge debris adhered to the ductwork.



### **Sanitizing**

- All ductwork will be sanitized with EPA approved biodegradable sanitizer to deodorize air handlers and associated ductwork.
- Sanitizing will remove and limit the growth of mold, bacteria and odors.
- Duct Dusters can supply customer with sanitizer Material Safety Data Sheet (MSDS).

### **Health and Safety**

- Personal protective equipment and all precautions required by OSHA 1910 including eye protection, HEPA respirators, gloves, etc. will be worn by Duct Dusters employees.
- Protection of all areas where work is being performed will be provided as well as cleanup upon completion. This includes furniture, equipment and flooring, as required.

### **Certification**

- Duct Dusters is a current NADCA (National Air Duct Cleaning Association) member in good standing.
- Duct Dusters staffs NADCA Air Systems Cleaning Specialist (ASCS).

### **Insurance**

- Duct Dusters is fully insured.

### **Exclusions**

- Moving of stored mechanical and equipment to access mechanical equipment.
- Reheat coils, VAV boxes and general building exhaust, bathroom exhaust and any other separate exhaust are not included in this project or pricing.
- Any portion of spline ceiling that is removed by Duct Dusters will be replaced and installed at the cost of the customer.

### **Owner/Customer Responsibilities**

- Provide Duct Dusters with a mechanic/supervisor to provide access to the systems and all areas involved, assist in locating electrical supply and act as a liaison between Duct Dusters and facility.
- Providing parking for Duct Dusters service vehicles adjacent to building where cleaning will be performed.
- Duct Dusters would like to remove all the registers to do a thorough job. In the event of painted on registers, Duct Dusters cannot guarantee against damage occurring upon removal of registers. Owner/customer will be responsible for touch up of paint or plaster on or around grilles and diffusers, if paint or plaster must be removed in order to remove grilles for cleaning.
- Owner/customer will be responsible for notifying occupants in affected areas prior to the start of cleaning.
- Prior to work commencement, Duct Dusters must be provided mechanical blue prints of HVAC and associated ductwork.
- Any fire sensors or dust sensors in ductwork must be shut down and local fire department must be notified of Duct Dusters working in facility.

### **Recommendations**

- Duct Dusters can provide recommendations upon request.

### **Provisions**

- Work to be done on a time designated by customer so as not to disturb the normal routine of the building operation.
- Work to be done trained and fully insured personnel.
- Customer to supply Duct Dusters with new filters.
- Customer is advised not to schedule any conflicting maintenance work while Duct Dusters is working.

Since 1989 we are a family owned and operated business. Being in the HVAC business for over 40 years, we know the importance of improving the air quality and efficiency of HVAC systems. We understand the importance of clean indoor air that is why we are dedicated to improve the quality and efficiency of your system.

All work to be performed on a timely basis to accommodate normal hours and operations. All labor to be performed by a staff of fully trained and skilled uniformed technicians, under the direction of an operations manager.

---

**Pricing for Town Hall and Police Dept Buildings**

- Duct Dusters will clean all heating and air conditioning systems for Police and Town Hall buildings.
- Duct Dusters will clean all registers and lines going to main supply.
- Duct Dusters will clean main supply going to roof top units.
- Duct Dusters will clean each rooftop unit, air handler, blower wheel, blower compartment.
- Duct Dusters will clean air conditioning coils.
- We will sanitize all duct work.
- All workers will be paid prevailing wages to comply with Putnam County standards.
- Work will be performed on weekends or evenings after normal hours of operation.

All work will be done in workmanlike manner for the sum of.....\$12,532.00  
Above mentioned price does not include sales tax.

Respectfully submitted,  
DUCT DUSTERS INC.

Frank Troetti

**Payment Terms**

- *Short Term Projects* - A deposit of 50% of the project cost will be due on signing of contract. Balance upon completion of quoted work.
- *Long Term Projects* - A deposit of 20% of the project cost will be due on signing of contract. Weekly invoices will be submitted for payment as the project progresses. Payment will be due 5 working days from receipt of invoice.

**Notes:**

\* This proposal is valid and binding for sixty (60) days. After sixty (60) days, all prices provided in this proposal are subject to change.

\*\* We accept cash or check.

\*\*\* Service will begin upon receipt of signed acceptance of proposal and scheduled payment 50% of total quoted price.

\*\*\*\* Service will be performed in a professional manner during regular business hours, 8:30am to 4:30pm/ Monday through Friday, excluding Holidays.

In the event that Carmel Town Hall does not meet the payment terms set forth above under the paragraph "Payment Terms," Duct Dusters Inc, will notify Customer in writing by facsimile transmission or regular mail that Customer is in the default of payment pursuant to the "Payment Terms." Customer will have five (5) business days from the date of the notice to cure the default and make payment that is due pursuant to the "Payment Terms."

In the event that after Duct Dusters Inc. issues such Notice of Default to Customer and Customer does not cure the default within five (5) business days from the date of notice, Duct Dusters Inc may bring an action in the appropriate courts located in Westchester County to recover all amounts due. In such an event, Customer will have to pay to Duct Dusters Inc interest at the rate of twelve (12%) percent per annum on the balance due to pursuant to the "Payment Terms." Additionally, if Duct Dusters Inc brings an action in Court to recover the amounts due pursuant to this contract, Customer will be responsible to pay costs, disbursements and reasonable attorney fees of Duct Dusters Inc necessary to recover the amounts due pursuant to this contract.

---

Carmel Town Hall

---

Date



**From:** [Maxwell, Mary Ann](#)  
**To:** [Vara, Rob](#)  
**Cc:** [Franzetti, Richard](#); [Esteves, Donna](#); [Schmitt, Kenneth](#); [Tenefrancia, Michelle](#)  
**Subject:** RE: 11-15-2017 Town Hall Duct Cleaning  
**Date:** Wednesday, November 15, 2017 9:40:25 AM

---

Yes there are sufficient funds to authorize this payment.

Donna please charge to 100.1620.0045...we will need to include in November Budget Revisions. The transfer will most likely come from the Town insurance expense line...I will review next month.

Thank you.

*Mary Ann Maxwell*  
Town Comptroller  
Town of Carmel  
(845) 628-1500 ext 175  
Fax (845) 628-7085  
[mam@ci.carmel.ny.us](mailto:mam@ci.carmel.ny.us)

---

**From:** Vara, Rob  
**Sent:** Wednesday, November 15, 2017 9:07 AM  
**To:** Maxwell, Mary Ann  
**Cc:** Franzetti, Richard; Esteves, Donna; Schmitt, Kenneth; Tenefrancia, Michelle  
**Subject:** 11-15-2017 Town Hall Duct Cleaning

Max, We would like to hire Robison to perform duct cleaning at Town. The cost for the work would be \$5,500.00. We would like to get it on the next work session. Could you please advise if there are sufficient funds to perform this work.

Thank you Max.

Robert Vara  
Engineering Projects Coordinator  
Town of Carmel  
Carmel Town Hall  
60 McAlpin Avenue  
Mahopac, New York 10541  
Ph. 845-628-1500 ex. 183 Fax: 845-628-7085

*Richard J. Franzetti, P.E.  
Town Engineer*




*(845) 628-1500  
(845) 628-2087  
Fax (845) 628-7085*

**Office of the Town Engineer**  
*60 McAlpin Avenue  
Mahopac, New York 10541*

## MEMORANDUM

---

**To:** Carmel Town Board  
**From:** Richard J. Franzetti P.E. Town Engineer   
**Date:** November 15, 2017  
**Re:** Repair to Veterans Memorial- East Lake Blvd./Mount Hope Road

---

Recent inspections by both the Engineering Department and the Supervisor revealed that the referenced Memorial was in need of maintenance and repairs. Specifically the area adjacent to the exterior walls of the Memorial had fallen into significant disrepair. After discussion with the Supervisor, this Department engaged Ed Kuck Excavating to perform asphalt repairs to this area, along with the repair of one drainage catch basin that was directly within the work area.

The bill for this work is \$5,950.11 (See attached invoice). Per the attached correspondence from the Town Comptroller there are sufficient funds to pay this invoice.

At this time, we are requesting authorization to pay this invoice amount.

**TOWN OF CARMEL  
TOWN HALL  
MAHOPAC, NEW YORK 10541**

**ED KUCK EXCAVATING, INC.**  
20 DAY ROAD  
CARMEL NY 10512

(Comptroller's Office Use Only)	
VOUCHER NO.	
PURCHASE ORDER NO.	
Date Voucher Received	
APPROPRIATION ACCT. NO.	AMOUNT
TOTAL CHARGES	
(Comptroller's Office Use Only)	

**TOWN OF CARMEL**  
**PURCHASE ORDER NO.** \_\_\_\_\_

[illegible]

I, ED Ruck, certify that the above account in the amount of \$ 5,950.11 is true and correct; that the items, services and disbursements charged were rendered to or for the municipality on the dates stated; that no part has been paid or satisfied; that taxes, from which the municipality is exempt, are not included; and that the amount claimed is actually due.

11/02/17      Eck      President  
DATE      SIGNATURE      TITLE

(Space below for Municipal Use)

The claim is approved and ordered paid from the appropriations indicated above.

COMPTROLLER, TOWN OF CARMEL

CK NO

**ED KUCK EXCAVATING INC**  
**20 Day Road**  
**Carmel NY 10512**

November 02, 2017  
Emergency – Asphalt Replacement

Town of Carmel Engineering Dept  
60 McAlpin Avenue  
Mahopac, NY 10541

REQ -  
Inv # TOC 083-17  
Tax ID- 133851002  
Vendor – 0670

**Attn:** Robert Vara

**Job Location:** Veterans Monument Circle – Mahopac  
**Job Date:** 10/30/17, 10/31/17 & – 11/01/17  
**As per:** Engineering Dept

**Job Description**

**10/30/17**

- Saw cut road (2 hours)

**10/31/17**

- Excavate and expose area to be blacktopped (8.5)
- Removed blacktop
- Installed item 4 and compacted
- Fixed catch basin

**11/01/17**

- Blacktop disturbed area (4 hours)
- Cement basin in place

Materials	Total hrs, yds, qty	Price per yd,qty,day	Total
Support vehicle 10/30/17	Day rate	\$150.00 per day	\$150.00 ✓
Track Hoe MR55 10/31/17	8.5 hours	\$80.00	\$680.00 ✓
Machine operator 10/31/17	8.5 hours	\$55.00	\$467.50 ✓
Laborers 10/30/17	3 men X 2 hours	\$43.00	\$258.00 ✓
Laborers 10/31/17	2 men X 8.5 hours	\$43.00	\$731.00 ✓
Laborers 11/01/17	5 men X 4 hours	\$43.00	\$860.00 ✓
Dump truck	12.5 hours	\$85.00	\$1,062.50 ✓
Chop saw	Day rate	\$65.00	\$65.00 ✓
Plate Tamper	Day rate X 2 days	\$65.00	\$130.00 ✓
Item 4	15yds	\$39.00	\$585.00 ✓
Blacktop	8 tons	\$113.92	\$911.36 ✓
Sand mix	3 bags	\$8.25	\$24.75 ✓
Portland Mix	1 bag	\$25.00	\$25.00 ✓
Total			\$5,950.11 ✓

**From:** [Maxwell,Mary Ann](#)  
**To:** [Vara, Rob](#)  
**Cc:** [Franzetti,Richard](#); [Esteves,Donna](#)  
**Subject:** RE: 11-15-2017 Repairs at Veterans Memorial- Mahopac  
**Date:** Wednesday, November 15, 2017 9:35:25 AM

---

Yes there are sufficient funds to authorize this payment.

*Mary Ann Maxwell*  
Town Comptroller  
Town of Carmel  
(845) 628-1500 ext 175  
Fax (845) 628-7085  
[mam@ci.carmel.ny.us](mailto:mam@ci.carmel.ny.us)

---

**From:** Vara, Rob  
**Sent:** Wednesday, November 15, 2017 9:05 AM  
**To:** Maxwell,Mary Ann  
**Cc:** Franzetti,Richard; Esteves,Donna  
**Subject:** 11-15-2017 Repairs at Veterans Memorial- Mahopac

Max, We recently performed repairs to the memorial. The total cost for the work is \$5,950.11. We would like to place it on a work session for approval. Could you kindly advise if there are sufficient funds to cover this payment.

Robert Vara  
Engineering Projects Coordinator  
Town of Carmel  
Carmel Town Hall  
60 McAlpin Avenue  
Mahopac, New York 10541  
Ph. 845-628-1500 ex. 183 Fax:845-628-7085

Richard J. Franzetti, P.E.  
Town Engineer




(845) 628-1500  
(845) 628-2087  
Fax (845) 628-7085

**Office of the Town Engineer**  
60 McAlpin Avenue  
Mahopac, New York 10541

## MEMORANDUM

---

**To:** Carmel Town Board  
Mike Simone, Superintendent of Highways

**From:** Richard J. Franzetti P.E. Town Engineer 

**Date:** November 15, 2017

**Re:** EOHWC O&M Invoice

---

As the Board is aware, the Town of Carmel (Town) is a member of the East of Hudson Watershed Corporation (EOHWC). The EOHWC is made up of nineteen municipalities in Dutchess, Putnam and Westchester Counties and was established as a regional stormwater entity in response to the heightened phosphorus removal requirements under the New York State Department of Environmental Conservation (NYSDEC) stormwater regulations.

The EOHWC administers, coordinates and installs the regional stormwater retrofit projects (SRPs), with funding made available by the New York City Department of Environmental Protection (NYCDEP), Westchester County, and Putnam County. Through the EOHWC, the member municipalities are collectively achieving compliance with their SRP requirements through bubble compliance, regardless of the physical location of each retrofit.

As identified in the attached EOHWC O&M policy each municipality has to maintain the SRPs that have been or will be installed. The Town adopted the EOHWC policy as identified in the attached February 17, 2016 Resolution.

Due to bubble compliance the Town is required to pay for O&M based on the Town's overall phosphorus reduction not just for those SRPs installed in the Town. The EOHWC provides the O&M for the SRPs located in the Town.

Attached please find an invoice from the EOHWC in the amount of \$10,105.67 for the O&M performed in 2016. Per the attached, there are sufficient funds in the budget to pay for this invoice.

The following is a summary of the Town's operation and maintenance (O&M) status:

- The five (5) year phosphorus reduction goal for the entire EOHWC is 459.5 kg,
- The Town's portion for Years one (1) through five (5) is 72 kg (~16% of the total EOHWC goal).
- There have been 13 SRPs installed in the Town with a total phosphorus reduction of 28.6 kg (~40% of the Town's total goal).
- The Town passed the attached February 17, 2016 Resolution adopting the EOHWC O&M policy.
- SRP inspections are performed semi-annually by the Engineering Department (with the labor costs applied back to the EOHWC) and the O&M performed by Putnam County.

In order to maintain permit coverage and to be eligible for future funding, the EOHWC developed the O&M Policy. Please note the attached O&M Policy estimated the costs for O&M for the Town of Carmel at \$38,137.28. This value has been adjusted to more accurately represent actual cost.



## EAST OF HUDSON WATERSHED CORPORATION

2 Route 164  
Patterson, NY 12563  
Tel: 845-319-6349  
Fax: 845-319-6391

November 10, 2015

To the Chief Elected Officials of Member Municipalities,

Today the Board of Directors of the EOHWC adopted an Operation and Maintenance Policy ("O&M Policy"), conditioned on each member municipality agreeing by resolution of its legislative body to accept the Policy. I'm enclosing for your review and action the EOHWC Board resolution, a model member resolution, the O&M Policy (5 pages) and the Annual Estimated O&M Cost (1 page).

It is critically important that each of you give this your immediate attention. The MS4 Permit requires each municipality to maintain the stormwater retrofit practices ("SRPs") that have been or will be installed. Failure to do so would violate the permit and may cause the phosphorus reduction credits we've amassed to be lost. In a worst case, if EOHWC does not step up to the plate and ensure O&M is performed, all municipalities could be liable for a permit violation and bubble compliance would collapse.

In addition, we have been told by representatives of DEP that while they may be willing to fund some or all of the next five years of SRP construction, they are not willing to fund O&M. They are looking to the municipalities to take on that responsibility as their contribution to the overall effort. Without DEP funding of SRP construction, all the cost of the next five years would fall on the municipalities.

The Annual Estimated O&M Cost I've enclosed is only an estimate to give you an idea of the numbers our engineers have calculated. As O&M is performed we will acquire actual data that will give us more accurate figures, hopefully less than what is conservatively estimated on the enclosed sheet. The basic concept is that municipalities will be expected to perform the O&M in the most efficient way possible. As you will see in the Policy, some will get reimbursement from EOHWC and some will pay in, depending on the allocation in the Policy.

Again, please give this your immediate attention. If at all possible, please return your adopted resolution to me at EOHWC no later than December 31. This is a very important step in our negotiations for funding for years 6-10 of the MS4 Permit. If you have questions about how the policy works or how it will apply to your municipality, feel free to contact me or Kevin Fitzpatrick at EOHWC.

  
Michael Griffin, President



**BOARD OF DIRECTORS  
EAST OF HUDSON WATERSHED CORPORATION  
2 Route 164, Patterson, NY 12563**

**RESOLUTION TO ADOPT O&M POLICY**

Resolution #: R-1110-07

Moved By: \_\_\_\_\_

Dated: November 10, 2015

Seconded By: \_\_\_\_\_

At the meeting of the Board of Directors of the East of Hudson Watershed Corporation held on November 10, 2015, the following resolution was adopted:

WHEREAS, the MS4 Permit applicable to all member municipalities requires the municipality to maintain each stormwater retrofit project (SRP) for its useful life to ensure that it continues to operate as it was designed; and

WHEREAS, DEP has indicated that while it may to some extent be willing to continue funding the construction of SRPs approved by NYSDEC as part of the regional stormwater retrofit plan, it is not willing to fund the non-construction costs of operation and maintenance (O&M) of completed SRPs, as such expenses may not be paid from bond proceeds; and

WHEREAS, the Executive Committee has developed and recommends for adoption by the Board of Directors the annexed O&M Policy providing for the equitable sharing of the costs and responsibilities of O&M by all member municipalities in a manner consistent with the MS4 Permit bubble compliance concept; and

WHEREAS, approval of the O&M Policy is a Type II action exempt from the State Environmental Quality Review Act (SEQRA) under 6 NYCRR 617.5(c)(1) as it relates to the routine maintenance of the SRPs;

NOW THEREFORE IT IS HEREBY RESOLVED by the Board of Directors of the East of Hudson Watershed Corporation that:

1. The Board of Directors hereby approves the annexed O&M Policy providing for the equitable sharing of the costs and responsibilities of O&M by all member municipalities in a manner consistent with the MS4 Permit bubble compliance concept, conditioned on the legislative body of each member municipality agreeing to comply with the terms and conditions of the O&M Policy; and

2. Authorizes the President to distribute to each member municipality the annexed Model Member O&M Resolution with a request that the member municipality promptly adopt the model resolution or a similar resolution assuring that it will comply with the terms and conditions of the O&M Policy.

Aye\_\_\_\_\_ Nay\_\_\_\_\_

\_\_\_\_\_  
Michael Griffin, Chair

[Town/Village/County] of \_\_\_\_\_

**Resolution Regarding O&M  
of Stormwater Retrofit Projects**

Resolution No. \_\_\_\_\_  
Date: \_\_\_\_\_, 2015

Moved by: \_\_\_\_\_  
Second by: \_\_\_\_\_

WHEREAS, the [Town/Village/County] of \_\_\_\_\_ is a member of the East of Hudson Watershed Corporation ("EOHWC"), a not-for-profit local development corporation formed to assist the member municipalities in complying with the stormwater retrofit requirements of the Municipal Separate Storm Sewer System Permit (MS4 Permit); and

WHEREAS, EOHWC has installed and will continue to install stormwater retrofit projects (SRPs) or has reimbursed member municipalities for installing SRPs in compliance with the first five-year Regional Stormwater Retrofit Plan and intends to do so for the second five-year plan to the extent funding is provided by New York City Department of Environmental Protection (DEP); and

WHEREAS, the MS4 Permit requires member municipalities to maintain each SRP for its useful life to ensure that it continues to operate as it was designed; and

WHEREAS, the Board of Directors of EOHWC has adopted an O&M Policy providing for the equitable sharing of the costs and responsibilities of O&M by all member municipalities in a manner consistent with the MS4 Permit bubble compliance concept, conditioned on the legislative body of each member municipality agreeing to comply with the terms and conditions of the O&M Policy; and

WHEREAS, approval of the O&M Policy is a Type II action exempt from the State Environmental Quality Review Act (SEQRA) under 6 NYCRR 617.5(c)(1) as it relates to the routine maintenance of the SRPs; and

WHEREAS, approval of the O&M Policy is in the best interests of the [Town/Village/County] as it assures continued compliance by the [Town/Village/County] with the MS4 Permit;

NOW THEREFORE IT IS HEREBY RESOLVED by the [Legislative Body] of the [Town/Village/County] of \_\_\_\_\_ that:

1. The [Town/Village/County] of \_\_\_\_\_ accepts and agrees to the terms and conditions of the EOHWC O&M Policy; and
2. Authorizes the [Supervisor/Mayor/County Executive] to take whatever other actions are required to implement this resolution.



# EAST OF HUDSON WATERSHED CORPORATION

PO Box 176  
Patterson, NY 12563  
Tel: 845-319-6349  
Fax: 845-319-6391

## POLICY FOR THE OPERATION AND MAINTENANCE of EOHWC STORMWATER RETROFIT PRACTICES Adopted November 10, 2015

The nineteen municipalities, represented by the East of Hudson Watershed Corporation (EOHWC) have over 150 stormwater retrofit practices planned for, or constructed within their individual municipalities. Each of these projects, over time will require maintenance in order for the practice to maintain optimal efficiency in its operation. Within the EOHWC there has been much discussion concerning funding for, and completion of the maintenance required for these stormwater retrofits. This Policy will define how maintenance of the stormwater retrofit projects (SRP's) will occur.

In order for stormwater practices to remain effective at reducing phosphorus, proper maintenance is essential. Each stormwater retrofit that is installed by the EOHWC will have its own unique set of maintenance requirements and maintenance cycle, however some generalities can be made. Maintenance can be broken down into three parts; inspections, routine maintenance and non-routine repairs that may be required after large storms, or as a result of other unforeseen problems. Practices can be broken down into classes which have similar maintenance periods and requirement. These classes would include wet ponds, created wetlands, infiltration, and filter practices.

The NYSDEC General Permit for Stormwater Discharges from Municipal Separate Storm Sewer Systems (GP-0-15-003) places the ultimate responsibility with each individual municipality for all stormwater practices within their jurisdiction including those considered stormwater retrofits. Part VI.Q states, "A covered entity must at all times properly operate and maintain all facilities and systems of treatment and control (and related appurtenances) which are installed or used by the covered entity to achieve compliance with the conditions of this SPDES general permit."

At present, Towns and Villages are considered 'traditional land use control MS4's' as they hold the authority to make land use decisions under zoning and subdivisions controls. As such, they are obligated under the General Permit to maintain an inventory<sup>1</sup>, provide for inspections and ensure the maintenance of all stormwater practices within their jurisdiction<sup>2</sup>. The NYSDEC language in the General Permit covers both publically-owned, and privately owned stormwater management facilities that are located in, or under a municipality's jurisdiction.

Under the requirements of the General Permit, Towns and Villages should already be maintaining, or causing maintenance to be performed on, the stormwater management practices in their respective jurisdictions. This includes all drainage control structures such as stormwater ponds, and other practices installed as part of their highway drainage system. This also includes stormwater management practices

---

<sup>1</sup>Part VII.A.5.a.vi. "maintain an inventory of post-construction stormwater management practices within the covered entities jurisdiction" [including] "type of practice, maintenance needs per the NYS Stormwater Management Design Manual, SWPPP and dates and type of maintenance performed."

<sup>2</sup>Part VII.A.5.a.vii 'ensures adequate long-term operation and maintenance of management practices identified in Part VII.5.a.vi. by trained staff, including inspection to ensure that the practices are performing properly.'



## EAST OF HUDSON WATERSHED CORPORATION

PO Box 176  
Patterson, NY 12563  
Tel: 845-319-6349  
Fax: 845-319-6391

constructed as part of a subdivision or site plan approved by the Town or Village. Pursuant to the requirements of the General Permit, municipalities must already have written procedures<sup>3</sup>, the equipment and the manpower to provide inspections and maintenance to the stormwater infrastructure in their respective municipalities. Since municipalities must already have a program in place, it should be relatively simple to manage the additional EOHWC retrofit practices constructed in their municipalities, although their individual resources will likely need to be supplemented.

With participation in the EOHWC, each municipality has agreed to “bubble compliance”, or a shared responsibility for the installation of stormwater retrofits. While each individual municipality will ultimately be responsible for the retrofits located within their jurisdiction, it is generally agreed that the EOHWC should remain involved in some fashion for meeting the maintenance requirements for as long as the EOHWC is in existence.

The EOHWC has chosen the following means for providing maintenance to EOHWC SRP’s;

Each stormwater retrofit will require maintenance specific to each individual retrofit. This maintenance obligation will be described in a written plan, prepared for each project by the design engineer preparing the construction documents in consultation with the host municipality. The maintenance plan shall include the design life of each SRP, recommended inspection schedule and checklist which also provides basic design criteria for the practice, required maintenance activities, an estimate of time needed and cost of such activities, schedule of such activities, and a present worth cost for inspecting and maintaining the SRP for its design life. Three copies of the maintenance plan shall be provided to the host municipality, along with an as-built drawing upon completion of construction of the retrofit. Moving forward, each maintenance plan shall be reviewed and approved by the chief elected officer of the host municipality prior to the SRP construction being placed for bidding.

Each municipality will be responsible for providing the inspections and maintenance of the stormwater retrofit practices (SRP) within, or under their jurisdiction. Maintenance shall be completed in accordance with the maintenance plan that has been prepared for the project.

The EoH municipalities have sought to achieve compliance with the stormwater regulations and the retrofit program through bubble compliance i.e., a sharing of the overall phosphorus reduction requirements for all of the EoH municipalities. Similarly the expense of paying for the cost of maintenance of the stormwater retrofits that have been installed would be shared between the municipalities in proportion to each of their obligations for phosphorus removal. The O&M **financial obligation** for each municipality will be based on their percentage of the overall 5-year phosphorus reduction (see Table 1) and the estimated annual total O&M cost for maintaining the stormwater retrofits.

Municipalities will be reimbursed by the EOHWC for costs incurred for providing maintenance at the actual cost plus 2% for administration. Municipalities can individually chose how to accomplish maintenance responsibilities to find the most cost-effective and efficient means; either by using municipal staff/highway departments, or through the use of private contractors.

---

<sup>3</sup>Part IX.A.6



# EAST OF HUDSON WATERSHED CORPORATION

PO Box 176  
Patterson, NY 12563  
Tel: 845-319-6349  
Fax: 845-319-6391

When completing SRP maintenance by contracting with a private contractor, all contracts seeking reimbursement from the EOHWC must follow EOHWC procurement policies. However, as the minimum requirement to qualify for reimbursement of maintenance costs, municipalities must request at least three written quotes from three different contractors in order to ensure that the work is being completed at a fair price. Where there is a conflict between a municipality's procurement policy and the EOHWC procurement policy, the EOHWC procurement policy will govern.

Costs associated with the use of municipal employees and equipment to provide SRP maintenance shall be.

Work completed by municipal employees and consultants will be reimbursed at cost, based on a schedule of values, and subject to a cap. The EOHWC Board of Directors shall establish a schedule of reimbursement rates for completing SRP maintenance. The schedule shall provide a maximum hourly rate for municipal employees, consultants and equipment. Reimbursement costs shall also be capped by the estimate of time needed and cost of such activities found in the maintenance plan. Any exceedance of the cap must be approved by the EOHWC Board of Directors.

## **Financing O&M Requirements**

The EOHWC shall oversee the O&M operations for the retrofits installed by the Corporation. The EOHWC shall create a separate fund (a bank) to fund the estimated cost of providing the annual operation and maintenance cost of all the stormwater retrofits in the Program. Each municipality is responsible to provide their proportionate share of this amount to the EOHWC as either a direct payment or as a documented labor and capital expenditure to be applied as credit toward O&M costs.

Twice annually, in June and November municipalities will submit an invoice for reimbursement of the actual cost for providing maintenance of the stormwater practices under their jurisdiction. Invoices will be reviewed by the EOHWC staff and Executive Board. Actual costs incurred will be credited against any amount due and owing to the Corporation. Where there is a surplus, the municipality would receive a refund. EOHWC staff shall be responsible for spot checking inspections completed by each municipality and ensuring that the maintenance of each practice is being completed in a timely and efficient manner.

Each municipality's financial obligation will fall into one of two categories:

- 1) The estimated O&M financial obligation of your municipality is **less** than your yearly O&M costs. Those municipalities that are required to contribute towards retrofit maintenance fund must provide payments to the EOHWC on the following schedule:
  - \$ January 1, 2016. 35% of total O&M estimates costs minus any incurred costs for completing retrofit maintenance.
  - \$ May 1, 2016. 35% of total O&M estimates costs minus any incurred costs for completing retrofit maintenance.
  - \$ September 1, 2016. 30% of total O&M estimates costs minus any incurred costs for completing



## EAST OF HUDSON WATERSHED CORPORATION

PO Box 176  
Patterson, NY 12563  
Tel: 845-319-6349  
Fax: 845-319-6391

retrofit maintenance.

In case 1, the actual expenses incurred by the municipality will serve as a credit towards meeting its responsibility to the EOHWC O&M program. The difference between the actual expenses and the municipality's financial obligation will be due as payment to the EOHWC.

- 2) The estimated O&M financial obligation for your municipality is **more** than your yearly O&M Costs.

Those municipalities that will receive O&M funds must provide documentation of inspection and maintenance completed for each project to the EOHWC on the following schedule:

- \$ June 30, 2016. O&M Documentation for December 1, 2015 thru May 31, 2016.
- \$ November 30, 2016. O&M Documentation for June 1, 2016 thru November 30, 2016

In case 2, the municipality will document all expenditures for the O&M program. Once the municipality has reached the estimate annual O&M costs, the EOHWC will reimburse the municipality for the additional required O&M which exceeds its financial obligation.

These reimbursements will be capped by the calculated percentage contribution for the overall bubble compliance. Any additional expenditure will be documented by the municipality. All overages to the estimated municipal costs must be verified and approved by the EOHWC prior to the work being completed. These costs will be then included in an updated budget for the next O&M calendar year.



# EAST OF HUDSON WATERSHED CORPORATION

PO Box 176  
Patterson, NY 12563  
Tel: 845-319-6349  
Fax: 845-319-6391

TABLE 1

<b>Municipality</b>	<b>5-Year Phosphorus Reduction (kg)</b>	<b>Percent Contribution</b>
Bedford	32.2	7.01%
Brewster	9.2	2.00%
Carmel	72.0	15.67%
Cortlandt	11.6	2.52%
Kent	33.6	7.31%
Lewisboro	35.5	7.73%
Mount Kisco	18.7	4.07%
New Castle	25.1	5.46%
North Castle	1.0	0.22%
North Salem	19.1	4.16%
Patterson	17.2	3.74%
Pawling, Town	3.5	0.76%
Pawling, Village	4.3	0.94%
Pound Ridge	9.5	2.07%
Putnam County	30.9	6.72%
Putnam Valley	1.0	0.22%
Somers	50.0	10.88%
Southeast	31.1	6.77%
Yorktown	54.0	11.75%
Total	459.5	100.00%

## ANNUAL ESTIMATED O&amp;M COST

	5-Year Phosphorus Reduction Requirement	Estimated Annual O&M Total	Estimated Share of Annual O&M Total	Difference
Bedford	32.2	\$ 21,902	\$ 17,055.84	\$ 4,846.11
Brewster	9.2	\$ 3,427	\$ 4,873.10	\$ (1,445.90)
Carmel	72.0	\$ 27,418	\$ 38,137.28	\$ (10,719.68)
Cortlandt	11.6	\$ 2,678	\$ 6,144.34	\$ (3,466.84)
Kent	33.6	\$ 19,171	\$ 17,797.40	\$ 1,373.50
Lewisboro	35.5	\$ 14,073	\$ 18,803.80	\$ (4,730.86)
Mt. Kisco	18.7	\$ 7,336	\$ 9,905.10	\$ (2,568.75)
New Castle	25.1	\$ 4,142	\$ 13,295.08	\$ (9,153.08)
North Castle	1.0	\$ -	\$ 529.68	\$ (529.68)
North Salem	19.1	\$ 8,954	\$ 10,116.97	\$ (1,163.41)
Patterson	17.2	\$ 30,572	\$ 9,110.57	\$ 21,461.12
Pawling (T)	3.5	\$ 11,500	\$ 1,853.90	\$ 9,645.97
Pawling (V)	4.3	\$ 4,284	\$ 2,277.64	\$ 2,006.36
Pound Ridge	9.5	\$ -	\$ 5,032.00	\$ (5,032.00)
Putnam County	30.9	\$ 10,399	\$ 16,367.25	\$ (5,967.84)
Putnam Valley	1.0	\$ -	\$ 529.68	\$ (529.68)
Somers	50.0	\$ 38,369	\$ 26,484.22	\$ 11,884.35
Southeast	31.1	\$ 29,902	\$ 16,473.19	\$ 13,429.13
Yorktown	54.0	\$ 9,264	\$ 28,602.96	\$ (19,338.81)
Total	459.5	\$ 243,390	\$ 243,390	



**RESOLUTION ADOPTING OPERATIONS AND MAINTENANCE  
POLICY FOR EAST OF HUDSON WATERSHED CORPORATION**

WHEREAS, the The Town of Carmel is a member of the East of Hudson Watershed Corporation ("EOHWC"), a not-for-profit local development corporation formed to assist the member municipalities in complying with the stormwater retrofit requirements of the Municipal Separate Storm Sewer System Permit (MS4 Permit); and

WHEREAS, EOHWC has installed and will continue to install stormwater retrofit projects (SRPs) or has reimbursed member municipalities for installing SRPs in compliance with the first five-year Regional Stormwater Retrofit Plan and intends to do so for the second five-year plan to the extent funding is provided by New York City Department of Environmental Protection (DEP); and

WHEREAS, the MS4 Permit requires member municipalities to maintain each SRP for its useful life to ensure that it continues to operate as it was designed; and WHEREAS, the Board of Directors of EOHWC has adopted an O&M Policy providing for the equitable sharing of the costs and responsibilities of O&M by all member municipalities in a manner consistent with the MS4 Permit bubble compliance concept, conditioned on the legislative body of each member municipality agreeing to comply with the terms and conditions of the O&M Policy; and

WHEREAS, approval of the O&M Policy is a Type II action exempt from the State Environmental Quality Review Act (SEQRA) under 6 NYCRR 617.5(c)(1) as it relates to the routine maintenance of the SRPs; and

WHEREAS, approval of the O&M Policy is in the best interests of the Town of Carmel as it assures continued compliance by the Town of Carmel with the MS4 Permit;

NOW THEREFORE BE IT RESOLVED by that the Town Board of the Town of Carmel and the Town of Carmel hereby accepts and agrees to the terms and conditions of the EOHWC O&M Policy; and

BE IT FURTHER RESOLVED that the Town Board of the Town of Carmel hereby authorizes Town Supervisor Kenneth Schmitt to take whatever other actions are required to implement this resolution.

Resolution

Offered by: Councilman Lombardi


Seconded by: Councilman Lupinacci

<u>Roll Call Vote</u>	<u>YES</u>	<u>NO</u>	
Jonathan Schneider	<u>X</u>	<u>          </u>	
John Lupinacci	<u>X</u>	<u>          </u>	
Suzanne McDonough	<u>          </u>	<u>          </u>	Absent
Frank Lombardi	<u>X</u>	<u>          </u>	
Kenneth Schmitt	<u>X</u>	<u>          </u>	

S  
E  
A  
L

I, Phyllis Bourges, Deputy Town Clerk of the Town of Carmel, Putnam County, New York, do hereby certify that the foregoing resolution is a true and exact copy of the original on file in my office which was adopted by the Town Board of said Town at a duly called and held meeting on the 17<sup>th</sup> day of February, 2016; and of the whole thereof.

Dated: February 18, 2016

  
\_\_\_\_\_  
Phyllis Bourges, Deputy Town Clerk

## INVOICE



## East of Hudson Watershed Corporation

## OPERATIONS &amp; MAINTENANCE STATEMENT

2 Route 164  
 Patterson, NY 12563  
 Phone (845) 319-6349 Fax (845) 319-6391  
[www.eohwc.org](http://www.eohwc.org)  
[vouchers@eohwc.org](mailto:vouchers@eohwc.org)

DATE November 8, 2017  
 TOWN/MUNICIPALITY Carmel

TO Kenneth Schmitt, Supervisor  
 Town of Carmel  
 60 Mc Alpin Avenue  
 Mahopac, NY 10541  
 845.628.1500

TOWN/MUNICIPALITY	PERIOD COVERED	PAYMENT TERMS	DUE DATE
Town of Carmel	Through 12-31-2016	Due upon receipt	12/1/17

P-Removal Requirement (Kg/Yr)	DESCRIPTION	O&M Cost per Kg *	LINE TOTAL
72.0	O&M responsibility based upon Town/Municipality P Removal requirement	140.36	10,105.67
	* Cost per Kg is based upon actual costs submitted for 2016 and is subject to fluctuation each year based upon work completed and costs submitted.	(See schedule attached)	
<b>Voucher Submitted:</b>	Less Credit for work performed	<b>Cost of work completed:</b>	
No	Work done by Putnam County	-	-
TOTAL AMOUNT DUE \$			10,105.67

Payable to: "East of Hudson Watershed Corporation" as required for Bubble Compliance with regard to O&M Policy adopted November 10, 2015.

# EOHWC OPERATION AND MAINTENANCE 2016 COSTS

Town	Actual 2016 Costs submitted +2%	Town P- Removal Requirement (Kg/yr)	Towns Actual Monetary Responsibility (2)	Actual Net EOHWC Payout/(Billing) to Town
Bedford	\$10,743	32.2	\$4,519	6,224
Brewster <sup>(1)</sup>	\$0	9.2	\$1,291	(1,291)
Carmel <sup>(1)</sup>	\$0	72.0	\$10,106	(10,106)
Cortlandt	\$0	11.6	\$1,628	(1,628)
Kent	\$10,827	33.6	\$4,716	6,111
Lewisboro	\$1,501	35.5	\$4,983	(3,481)
Mt. Kisco	\$0	18.7	\$2,625	(2,625)
New Castle	\$0	25.1	\$3,523	(3,523)
North Castle	\$0	1.0	\$140	(140)
North Salem	\$2,071	19.1	\$2,681	(610)
Patterson	\$10,820	17.2	\$2,414	8,406
Pawling (T)	\$1,152	3.5	\$491	661
Pawling (V)	\$2,759	4.3	\$604	2,156
Pound Ridge	\$0	9.5	\$1,333	(1,333)
Putnam County	\$21,419	30.9	\$4,337	17,082
Putnam Valley	\$0	1.0	\$140	(140)
Somers	\$2,892	50.0	\$7,018	(4,126)
Southeast	\$0	31.1	\$4,365	(4,365)
Yorktown	\$309	54.0	\$7,579	(7,270)
<b>Totals</b>	<b>\$64,494</b>	<b>459.5</b>	<b>\$64,494</b>	<b>-</b>
		O&M Cost per/Kg <sup>(2)</sup>	\$140.36	

Notes:

(1) Putnam County Highway Performed O&M for the Town of Carmel and the Village of Brewster

(2) Per the EOHWC O&M Policy a 2% administration fee has been applied to all costs.

As required by the O&M Program approved by the Corporation, the **final 2017 submittal dates** are listed below:

Inspection and Maintenance Forms	Town O&M Costs
December 1, 2017	January 1, 2018

**From:** [Maxwell,Mary Ann](#)  
**To:** [Franzetti,Richard](#)  
**Cc:** [Esteves,Donna](#)  
**Subject:** RE: 11-14-17 FW: East Of Hudson Watershed Corporation O&M Invoice\_2016  
**Date:** Wednesday, November 15, 2017 9:32:33 AM

---

Yes Rich...the funds are currently available in the Town Board Contractual line 100.1010.0046

*Mary Ann Maxwell*  
Town Comptroller  
Town of Carmel  
(845) 628-1500 ext 175  
Fax (845) 628-7085  
[mam@ci.carmel.ny.us](mailto:mam@ci.carmel.ny.us)

---

**From:** Franzetti,Richard  
**Sent:** Tuesday, November 14, 2017 9:42 AM  
**To:** Maxwell,Mary Ann  
**Cc:** Esteves,Donna  
**Subject:** 11-14-17 FW: East Of Hudson Watershed Corporation O&M Invoice\_2016  
**Importance:** High

Maryanne

Please see the attached. Do we have sufficient funds to pay this invoice, in the amount of \$10,105.67, to the EOHWC?

Thanks

Richard J. Franzetti. P.E, BCEE, LEED <sup>AP</sup>  
Town Engineer  
60 McAlpin Avenue  
Mahopac, New York 10541  
Phone - (845) 628-1500 ext 181  
Fax – (845) 628-7085  
Cell – (914) 843-4704  
[rjf@ci.carmel.ny.us](mailto:rjf@ci.carmel.ny.us)

*This communication may be confidential and is intended for the sole use of the addressee(s). No use or reproduction of the information provided is permitted without the written consent of the Town of Carmel. If you are not the intended recipient, you should not copy, disclose or take any action in reliance on this communication. If you have received this communication in error, please notify the sender by reply e-mail and delete the message and any attached documents.*

---

**From:** joanne . [<mailto:joanne@eohwc.org>]  
**Sent:** Monday, November 13, 2017 12:37 PM  
**To:** Schmitt, Kenneth; Franzetti,Richard  
**Cc:** vouchers .  
**Subject:** East Of Hudson Watershed Corporation O&M Invoice\_2016

**Importance:** High

As required for MS4 Bubble Compliance with regard to O&M Policy adopted November 10, 2015 by EOHWC, attached you will find an electronic copy of the invoice mailed to your office last week, along with a schedule of all costs and responsibilities of the member municipalities.

*PLEASE PROCESS PAYMENT AS SOON AS POSSIBLE.*

Do not hesitate to call with any questions.

Many thanks,

***Joanne Tavino***

Comptroller

East of Hudson Watershed Corporation

2 Route 164

Patterson, NY 12563

Phone: 845-319-6349

Fax: 845-319-6391

[joanne@eohwc.org](mailto:joanne@eohwc.org)

**CONFIDENTIALITY NOTE:**

This transmission may contain confidential and/or privileged information. This information is intended for use by the individual or entity named above. If you are not the intended recipient, be aware that any disclosures, copying, distribution or use of the contents of this information is prohibited. If you have received this transmission in error, please notify this office immediately.

Richard J. Franzetti, P.E.  
Town Engineer



(845) 628-1500  
(845) 628-2087  
Fax (845) 628-7085

Office of the Town Engineer  
60 McAlpin Avenue  
Mahopac, New York 10541

## MEMORANDUM

**To:** Carmel Town Board

**From:** Richard J. Franzetti P.E. Town Engineer 

**Date:** November 17, 2017

**Re:** C249- Town Hall Cleaning Services

Bids were received for the referenced contract on Wednesday, November 15 at 11:00 am. The Bids were opened by the Town Clerk. A copy of the bid opening results is attached. The scope of work involves cleaning services for the Town Hall including the Police Department.

Three (3) bids were received as noted below:

<u>Company</u>	<u>Total Bid Cost</u>
Apple Maintenance Services	\$139,973.89
CTE Inc., Reliable Cleaning System	\$160,180.00
Tri Green Maintenance, Inc.	\$221,377.29

Based upon our review, we recommend that the contract be awarded to Apple Maintenance, Inc., the company that we have been in contract with for this work since April of 2016 and have found their performance to be satisfactory. The award would be for 2018 and 2019 with unilateral option on the part of the Town of Carmel for two (2), one (1) year extensions at the prices. The totals above, are based upon four years of performance

As the Board is aware the Town Hall Cleaning services were included on the 2018 budget. The Comptroller has verified that sufficient funds exist for this work.

I respectfully request that this matter be placed on the next available work session for discussion.

TOWN HALL CLEANING SERVICES C-249

Bid Opening: November 15, 2017 @ 11:00 AM

	Bidder #1	Bidder #2	Bidder#3	Bidder #4	Bidder #5
A. Amount Bid Lump Sum For Each Year	2018	35,870-	30,540-	49,710.42	
	2019	36,800-	31,150.80	50,358.41	
	2020	37,900-	31,773.81	51,405.16	
	2021	39,000-	32,409.28	52,003.30	
B. Unit Price Stripping and Refinishing Vinyl Floors	2018	.18	2,825.00	3,200-	
	2019	.185	2,825-	3,225-	
	2020	.19	2,825-	3,250-	
	2021	.195	2,825-	3,275-	
C. Unit Price Shampooing Carpeted Area	2018	.145	700-	1,200-	
	2019	.15	700-	1,225-	
	2020	.155	700-	1,250-	
	2021	.16	700-	1,275-	



TOWN HALL CLEANING SERVICES C-249

Bid Opening: November 15, 2017 @ 11:00 AM

	<u>Bidder Name</u>	<u>Address</u>	NCBC Attached	Bidder's Qualification Statement	Bond Attached	Receipt of Addendum Acknowledged
#1	CTE Inc. Reliable Cleaning Sys.	450 Westbury Ave. Carle Place, Ny 11514	yes	yes	check attached	N/A
#2	Apple Maintenance Services Inc.	5 Westchester Plaza, Suite 105 Elmsford, Ny 10523	yes	yes	Bond	N/A
#3	Tri-Green Maintenance Inc.	60 Adam St. #402 Bedford Hills, Ny 10507	yes	yes	check	N/A
#4						
#5						